



**Statistics of Income**

# Program Documentation

*Data Items by Forms and Schedules*

---

# 2022

[www.irs.gov/statistics](http://www.irs.gov/statistics)

# **Statistics of Income Program Documentation**

---

Data Items by Forms and Schedules

2022

---

This page is intentionally blank.

---

# Statistics of Income Program Documentation

## Data Items by Forms and Schedules

2022

---

### *Table of Contents*

Preface.....	Page xi
--------------	------------

### **Individual and Tax Exempt Branch**

#### *Basic Individual Study*

<b>Form 1040</b> , U.S. Individual Income Tax Return.....	2
<b>Schedule 1 (Form 1040)</b> , Additional Income and Adjustments to Income .....	4
<b>Schedule 2 (Form 1040)</b> , Additional Taxes .....	6
<b>Schedule 3 (Form 1040)</b> , Additional Credits and Payments .....	8
<b>Schedule A (Form 1040)</b> , Itemized Deductions .....	10
<b>Schedule B (Form 1040)</b> , Interest and Ordinary Dividends.....	11
<b>Schedule C (Form 1040)</b> , Profit or Loss From Business (Sole Proprietorship).....	12
<b>Schedule D (Form 1040)</b> , Capital Gains and Losses.....	14
<b>Schedule E (Form 1040)</b> , Supplemental Income and Loss (From rental real estate, royalties, partnerships, S corporations, estates, trusts, REMICs, etc.) .....	16
<b>Schedule EIC (Form 1040)</b> , Earned Income Credit Qualifying Child Information .....	18
<b>Schedule F (Form 1040)</b> , Profit or Loss From Farming.....	19
<b>Schedule H (Form 1040)</b> , Household Employment Taxes (For Social Security, Medicare, Withheld Income, and Federal Unemployment (FUTA) Taxes).....	21
<b>Schedule J (Form 1040)</b> , Income Averaging for Farmers and Fishermen .....	23
<b>Schedule R (Form 1040)</b> , Credit for the Elderly or the Disabled .....	25
<b>Schedule SE (Form 1040)</b> , Self-Employment Tax.....	27
<b>Form 461</b> , Limitation on Business Losses.....	28
<b>Form 965-A</b> , Individual Report of Net 965 Tax Liability.....	29
<b>Form 982</b> , Reduction of Tax Attributes Due to Discharge of Indebtedness (and Section 1082 Basis Adjustment).....	32
<b>Form 1116</b> , Foreign Tax Credit (Individual, Estate, or Trust).....	33
<b>Form 2106</b> , Employee Business Expenses .....	35
<b>Form 2439</b> , Notice to Shareholder of Undistributed Long-Term Capital Gains.....	37
<b>Form 2441</b> , Child and Dependent Care Expenses .....	38
<b>Form 2555</b> , Foreign Earned Income .....	40
<b>Form 3468</b> , Investment Credit .....	43
<b>Form 3800</b> , General Business Credit .....	46
<b>Form 3903</b> , Moving Expenses .....	49
<b>Form 4136</b> , Credit for Federal Tax Paid on Fuels.....	50
<b>Form 4137</b> , Social Security and Medicare Tax on Unreported Tip Income .....	54
<b>Form 4562</b> , Depreciation and Amortization (Including Information on Listed Property).....	55
<b>Form 4684</b> , Casualties and Thefts.....	57
<b>Form 4797</b> , Sales of Business Property (Also Involuntary Conversions and Recapture Amounts Under Sections 179 and 280F(b)(2)) .....	61
<b>Form 4835</b> , Farm Rental Income and Expenses (Crop and Livestock Shares (Not Cash) Received by Landowner (or Sub-Lessor)) (Income Not Subject to Self-Employment Tax).....	63



*Basic Individual Study—continued*

<b>Form 4952</b> , Investment Interest Expense Deduction .....	64
<b>Form 4972</b> , Tax on Lump-Sum Distributions (From Qualified Plans of Participants Born Before January 2, 1936).....	65
<b>Form 5329</b> , Additional Taxes on Qualified Plans (Including IRAs) and Other Tax-Favored Accounts .....	66
<b>Form 5405</b> , Repayment of the First-Time Homebuyer Credit.....	68
<b>Form 5695</b> , Residential Energy Credits .....	69
<b>Form 5884</b> , Work Opportunity Credit.....	71
<b>Form 5884-A</b> , Employee Retention Credit for Employers Affected by Qualified Disasters.....	72
<b>Form 6198</b> , At-Risk Limitations .....	73
<b>Form 6251</b> , Alternative Minimum Tax—Individuals .....	74
<b>Form 6252</b> , Installment Sale Income .....	76
<b>Form 6765</b> , Credit for Increasing Research Activities.....	77
<b>Form 6781</b> , Gains and Losses From Section 1256 Contracts and Straddles .....	79
<b>Form 8283</b> , Noncash Charitable Contributions .....	80
<b>Form 8332</b> , Release/Revocation of Release of Claim to Exemption for Child by Custodial Parent.....	82
<b>Form 8396</b> , Mortgage Interest Credit (For Holders of Qualified Mortgage Credit Certificates Issued by State or Local Governmental Units or Agencies).....	83
<b>Form 8582</b> , Passive Activity Loss Limitations .....	84
<b>Form 8586</b> , Low-Income Housing Credit.....	85
<b>Form 8606</b> , Nondeductible IRAs.....	86
<b>Form 8609-A</b> , Annual Statement for Low-Income Housing Credit .....	88
<b>Form 8615</b> , Tax for Certain Children Who Have Unearned Income.....	89
<b>Form 8801</b> , Credit for Prior Year Minimum Tax—Individuals, Estates, and Trusts .....	90
<b>Schedule 8812 (Form 1040)</b> , Credits for Qualifying Children and Other Dependents.....	93
<b>Form 8814</b> , Parents' Election To Report Child's Interest and Dividends .....	96
<b>Form 8824</b> , Like-Kind Exchanges (and section 1043 conflict-of-interest sales).....	97
<b>Form 8829</b> , Expenses for Business Use of Your Home.....	99
<b>Form 8834</b> , Qualified Electric Vehicle Credit.....	100
<b>Form 8839</b> , Qualified Adoption Expenses .....	101
<b>Form 8846</b> , Credit for Employer Social Security and Medicare Taxes Paid on Certain Employee Tips .....	103
<b>Form 8853</b> , Archer MSAs and Long-Term Care Insurance Contracts.....	104
<b>Form 8863</b> , Education Credits (American Opportunity and Lifetime Learning Credits).....	106
<b>Form 8867</b> , Paid Preparer's Due Diligence Checklist .....	108
<b>Form 8880</b> , Credit for Qualified Retirement Savings Contributions .....	110
<b>Form 8888</b> , Allocation of Refund (Including Savings Bond Purchases).....	111
<b>Form 8889</b> , Health Savings Accounts (HSAs).....	112
<b>Form 8903</b> , Domestic Production Activities Deduction .....	113
<b>Form 8910</b> , Alternative Motor Vehicle Credit .....	114
<b>Form 8911</b> , Alternative Fuel Vehicle Refueling Property Credit.....	115
<b>Form 8917</b> , Tuition and Fees Deduction.....	116
<b>Form 8919</b> , Uncollected Social Security and Medicare Tax on Wages .....	117
<b>Form 8936</b> , Qualified Plug-in Electric Drive Motor Vehicle Credit (Including Qualified Two-Wheeled Plug-In Electric Vehicles).....	118
<b>Form 8938</b> , Statement of Specified Foreign Financial Assets .....	120
<b>Form 8941</b> , Credit for Small Employer Health Insurance Premiums.....	121
<b>Form 8959</b> , Additional Medicare Tax .....	122
<b>Form 8960</b> , Net Investment Income Tax—Individuals, Estates, and Trusts.....	123
<b>Form 8962</b> , Premium Tax Credit (PTC) .....	124
<b>Form 8990</b> , Limitation on Business Interest Expense Under Section 163(j).....	126
<b>Form 8992</b> , U.S. Shareholder Calculation of Global Intangible Low-Taxed Income (GILTI).....	128
<b>Form 8994</b> , Employer Credit for Paid Family and Medical Leave .....	129

*Basic Individual Study—continued*

<b>Form 8995</b> , Qualified Business Income Deduction Simplified Computation.....	130
<b>Form 8995-A</b> , Qualified Business Income Deduction.....	131
<b>Schedule C (Form 8995-A)</b> , Loss Netting and Carryforward.....	133
<b>Form 8997</b> , Initial and Annual Statement of Qualified Opportunity Fund (QOF) Investments.....	134
<b>Form W-2</b> , Wage and Tax Statement.....	136

*Information Returns Match Study*

<b>Form W-2</b> , Wage and Tax Statement.....	137
<b>Form W-2G</b> , Certain Gambling Winnings.....	138
<b>Form 1042-S</b> , Foreign Person's U.S. Source Income Subject to Withholding.....	139
<b>Form 1095-A</b> , Health Insurance Marketplace Statement.....	140
<b>Form 1095-B</b> , Health Coverage.....	141
<b>Form 1095-C</b> , Employer-Provided Health Insurance Offer and Coverage.....	142
<b>Form 1097-BTC</b> , Bond Tax Credit.....	143
<b>Form 1098</b> , Mortgage Interest Statement.....	144
<b>Form 1098-C</b> , Contributions of Motor Vehicles, Boats, and Airplanes.....	145
<b>Form 1098-E</b> , Student Loan Interest Statement.....	146
<b>Form 1098-F</b> , Fines, Penalties, and Other Amounts.....	147
<b>Form 1098-Q</b> , Qualifying Longevity Annuity Contract Information.....	148
<b>Form 1098-T</b> , Tuition Statement.....	149
<b>Form 1099-A</b> , Acquisition or Abandonment of Secured Property.....	150
<b>Form 1099-B</b> , Proceeds From Broker and Barter Exchange Transactions.....	151
<b>Form 1099-C</b> , Cancellation of Debt.....	152
<b>Form 1099-CAP</b> , Changes in Corporate Control and Capital Structure.....	153
<b>Form 1099-DIV</b> , Dividends and Distributions.....	154
<b>Form 1099-G</b> , Certain Government Payments.....	155
<b>Form 1099-H</b> , Health Coverage Tax Credit (HCTC) Advance Payments.....	156
<b>Form 1099-INT</b> , Interest Income.....	157
<b>Form 1099-K</b> , Payment Card and Third Party Network Transactions.....	158
<b>Form 1099-LS</b> , Reportable Life Insurance Sale.....	159
<b>Form 1099-LTC</b> , Long-Term Care and Accelerated Death Benefits.....	160
<b>Form 1099-MISC</b> , Miscellaneous Information.....	161
<b>Form 1099-NEC</b> , Nonemployee Compensation.....	162
<b>Form 1099-OID</b> , Original Issue Discount.....	163
<b>Form 1099-PATR</b> , Taxable Distributions Received From Cooperatives.....	164
<b>Form 1099-Q</b> , Payments From Qualified Education Programs (Under Sections 529 and 530).....	165
<b>Form 1099-QA</b> , Distributions From ABLE Accounts.....	166
<b>Form 1099-R</b> , Distributions From Pensions, Annuities, Retirement or Profit-Sharing Plans, IRAs, Insurance Contracts, etc.....	167
<b>Form 1099-S</b> , Proceeds From Real Estate Transactions.....	168
<b>Form 1099-SA</b> , Distributions From an HSA, Archer MSA, or Medicare Advantage MSA.....	169
<b>Form 1099-SB</b> , Seller's Investment in Life Insurance Contract.....	170
<b>Form 3921</b> , Exercise of an Incentive Stock Option Under Section 422(b).....	171
<b>Form 3922</b> , Transfer of Stock Acquired Through an Employee Stock Purchase Plan Under Section 423(c).....	172
<b>Form 5498</b> , IRA Contribution Information.....	173
<b>Form 5498-ESA</b> , Coverdell ESA Contribution Information.....	174
<b>Form 5498-SA</b> , HSA, Archer MSA, or Medicare Advantage MSA Information.....	175
<b>Form 8288-A</b> , Statement of Withholding on Dispositions by Foreign Persons of U.S. Real Property Interests.....	176
<b>Form 8596</b> , Information Return for Federal Contracts.....	177
<b>Form 8805</b> , Foreign Partner's Information Statement of Section 1446 Withholding Tax.....	178
<b>Schedule K-1 (Form 1041)</b> , Beneficiary's Share of Income, Deductions, Credits, etc.....	179
<b>Schedule K-1 (Form 1065)</b> , Partner's Share of Income, Deductions, Credits, etc.....	180
<b>Schedule K-1 (Form 1120S)</b> , Shareholder's Share of Income, Deductions, Credits, etc.....	181

*Estate and Gift Programs*

**Form 706**, United States Estate (and Generation-Skipping Transfer) Tax Return..... 182  
**Form 709**, United States Gift (and Generation-Skipping Transfer) Tax Return..... 198

*Tax-Exempt Organizations Programs*

**Form 990**, Return of Organization Exempt From Income Tax Under Section 501(c), 527,  
or 4947(a)(1) of the Internal Revenue Code (except private foundations)..... 203  
    **Schedule A (Form 990 or 990-EZ)**, Public Charity Status and Public Support..... 215  
    **Schedule C (Form 990 or 990-EZ)**, Political Campaign and Lobbying Activities ..... 223  
    **Schedule D (Form 990)**, Supplemental Financial Statements..... 227  
    **Schedule G (Form 990 or 990-EZ)**, Supplemental Information Regarding Fundraising or Gaming Activities ..... 232  
    **Schedule H (Form 990)**, Hospitals..... 235  
    **Schedule J (Form 990)**, Compensation Information..... 244  
**Schedule M (Form 990)**, Noncash Contributions ..... 247  
**Schedule N (Form 990 or 990-EZ)**, Liquidation, Termination, Dissolution, or Significant Disposition of Assets..... 248  
**Schedule R (Form 990)**, Related Organizations and Unrelated Partnerships ..... 250  
**Form 990-EZ**, Short Form Return of Organization Exempt From Income Tax Under Section 501(c),  
527, or 4947(a)(1) of the Internal Revenue Code (except private foundations)..... 253  
**Form 990-PF**, Return of Private Foundation or Section 4947(a)(1) Trust Treated as a Private Foundation..... 256  
**Form 990-T**, Exempt Organization Business Income Tax Return (and proxy tax under section 6033(e))..... 269  
    **Schedule A (Form 990-T)**, Unrelated Business Taxable Income From an Unrelated Trade or Business ..... 271  
**Form 4720**, Return of Certain Excise Taxes Under Chapters 41 and 42 of the Internal Revenue Code ..... 275

*Tax-Exempt Bonds Programs*

**Form 8038**, Information Return for Tax-Exempt Private Activity Bond Issues (Under Internal  
Revenue Code section 149(e))..... 285  
**Form 8038-CP**, Return for Credit Payments to Issuers of Qualified Bonds..... 288  
**Form 8038-G**, Information Return for Tax-Exempt Governmental Bonds ..... 289  
**Form 8038-TC**, Information Return for Tax Credit Bonds and Specified Tax Credit Bonds..... 291

## Corporation, Partnership, and International Branch

### *Corporation Programs*

<b>Form 1120</b> , U.S. Corporation Income Tax Return .....	298
<b>Schedule D (Form 1120)</b> , Capital Gains and Losses .....	304
<b>Schedule G (Form 1120)</b> , Information on Certain Persons Owning the Corporation's Voting Stock .....	305
<b>Schedule M-3 (Form 1120)</b> , Net Income (Loss) Reconciliation for Corporations With Total Assets of \$10 Million or More .....	306
<b>Schedule N (Form 1120)</b> , Foreign Operations of U.S. Corporations .....	309
<b>Schedule O (Form 1120)</b> , Consent Plan and Apportionment Schedule for a Controlled Group .....	310
<b>Schedule UTP (Form 1120)</b> , Uncertain Tax Position Statement .....	312
<b>Form 1120-F</b> , U.S. Income Tax Return of a Foreign Corporation .....	315
<b>Schedules M-1 and M-2 (Form 1120-F)</b> , Reconciliation of Income (Loss) and Analysis of Unappropriated Retained Earnings per Books .....	323
<b>Schedule M-3 (Form 1120-F)</b> , Net Income (Loss) Reconciliation for Foreign Corporations With Reportable Assets of \$10 Million or More .....	324
<b>Form 1120-L</b> , U.S. Life Insurance Company Income Tax Return .....	328
<b>Schedule M-3 (Form 1120-L)</b> , Net Income (Loss) Reconciliation for U.S. Life Insurance Companies With Total Assets of \$10 Million or More .....	333
<b>Form 1120-PC</b> , U.S. Property and Casualty Insurance Company Income Tax Return .....	336
<b>Schedule M-3 (Form 1120-PC)</b> , Net Income (Loss) Reconciliation for U.S. Property and Casualty Insurance Companies With Total Assets of \$10 Million or More .....	345
<b>Form 1120-REIT</b> , U.S. Income Tax Return for Real Estate Investment Trusts .....	348
<b>Form 1120-RIC</b> , U.S. Income Tax Return for Regulated Investment Companies .....	353
<b>Form 1120-S</b> , U.S. Income Tax Return for an S Corporation .....	357
<b>Schedule D (Form 1120-S)</b> , Capital Gains and Losses and Built-In Gains .....	362
<b>Schedule K-1 (Form 1120-S)</b> , Shareholder's Share of Income, Deductions, Credits, etc. ....	364
<b>Schedule K-2 (Form 1120-S)</b> , Shareholders' Pro Rata Share Items—International .....	366
<b>Schedule M-3 (Form 1120-S)</b> , Net Income (Loss) Reconciliation for S Corporations With Total Assets of \$10 Million or More .....	371
<b>Form 1125-A</b> , Cost of Goods Sold .....	374
<b>Form 1125-E</b> , Compensation of Officers .....	375
<b>Form 3468</b> , Investment Credit .....	376
<b>Form 3800</b> , General Business Credit .....	379
<b>Form 4562</b> , Depreciation and Amortization (Including Information on Listed Property) .....	382
<b>Form 4797</b> , Sales of Business Property (Also Involuntary Conversions and Recapture Amounts Under Sections 179 and 280F(b)(2)) .....	384
<b>Form 5884</b> , Work Opportunity Credit .....	386
<b>Form 5884-A</b> , Employee Retention Credit for Employers Affected by Qualified Disasters .....	387
<b>Form 6478</b> , Biofuel Producer Credit .....	388
<b>Form 6765</b> , Credit for Increasing Research Activities .....	389
<b>Form 8586</b> , Low-Income Housing Credit .....	391
<b>Form 8594</b> , Asset Acquisition Statement Under Section 1060 .....	392
<b>Form 8609-A</b> , Annual Statement for Low-Income Housing Credit .....	393
<b>Form 8820</b> , Orphan Drug Credit .....	394
<b>Form 8824</b> , Like-Kind Exchanges (and section 1043 conflict-of-interest sales) .....	395
<b>Form 8825</b> , Rental Real Estate Income and Expenses of a Partnership or an S Corporation .....	397
<b>Form 8826</b> , Disabled Access Credit .....	399

*Corporation Programs—continued*

<b>Form 8827</b> , Credit for Prior Year Minimum Tax—Corporations .....	400
<b>Form 8834</b> , Qualified Electric Vehicle Credit.....	401
<b>Form 8835</b> , Renewable Electricity, Refined Coal, and Indian Coal Production Credit.....	402
<b>Form 8844</b> , Empowerment Zone Employment Credit.....	403
<b>Form 8845</b> , Indian Employment Credit .....	404
<b>Form 8846</b> , Credit for Employer Social Security and Medicare Taxes Paid on Certain Employee Tips .....	405
<b>Form 8864</b> , Biodiesel and Renewable Diesel Fuels Credit .....	406
<b>Form 8869</b> , Qualified Subchapter S Subsidiary Election (Under section 1361 (b)(3) of the Internal Revenue Code).....	407
<b>Form 8874</b> , New Markets Credit .....	408
<b>Form 8881</b> , Credit for Small Employer Pension Plan Startup Costs and Auto-Enrollment .....	409
<b>Form 8882</b> , Credit for Employer-Provided Childcare Facilities and Services .....	410
<b>Form 8896</b> , Low Sulfur Diesel Fuel Production Credit.....	411
<b>Form 8910</b> , Alternative Motor Vehicle Credit .....	412
<b>Form 8911</b> , Alternative Fuel Vehicle Refueling Property Credit.....	413
<b>Form 8916</b> , Reconciliation of Schedule M-3 Taxable Income with Tax Return Taxable Income for Mixed Groups.....	414
<b>Form 8916-A</b> , Supplemental Attachment to Schedule M-3.....	415
<b>Form 8925</b> , Report of Employer-Owned Life Insurance Contracts.....	417
<b>Form 8936</b> , Qualified Plug-in Electric Drive Motor Vehicle Credit (Including Qualified Two-Wheeled Plug-in Electric Vehicles).....	418
<b>Form 8941</b> , Credit for Small Employer Health Insurance Premiums.....	420
<b>Form 8990</b> , Limitation on Business Interest Expense Under Section 163(j).....	421
<b>Form 8994</b> , Employer Credit for Paid Family and Medical Leave .....	424
<b>Form 8996</b> , Qualified Opportunity Fund .....	425

## *Partnership Programs*

<b>Form 1065</b> , U.S. Return of Partnership Income .....	430
<b>Schedule B-1 (Form 1065)</b> , Information on Partners Owning 50% or More of the Partnership .....	435
<b>Schedule C (Form 1065)</b> , Additional Information for Schedule M-3 Filers.....	436
<b>Schedule D (Form 1065)</b> , Capital Gains and Losses.....	437
<b>Schedule K-2 (Form 1065)</b> , Partners' Distributive Share Items—International.....	438
<b>Schedule M-3 (Form 1065)</b> , Net Income (Loss) Reconciliation for Certain Partnerships .....	445
<b>Schedule F (Form 1040)</b> , Profit or Loss from Farming.....	448
<b>Form 1125-A</b> , Cost of Goods Sold.....	449
<b>Form 3468</b> , Investment Credit .....	450
<b>Form 4562</b> , Depreciation and Amortization (Including Information on Listed Property).....	453
<b>Form 4797</b> , Sales of Business Property (Also Involuntary Conversions and Recapture Amounts Under Sections 179 and 280F(b)(2)) .....	455
<b>Form 5884</b> , Work Opportunity Credit.....	456
<b>Form 5884-A</b> , Employee Retention Credit for Employers Affected by Qualified Disasters.....	457
<b>Form 6765</b> , Credit for Increasing Research Activities.....	458
<b>Form 8820</b> , Orphan Drug Credit.....	460
<b>Form 8824</b> , Like-Kind Exchanges (and section 1043 conflict-of-interest sales).....	461
<b>Form 8825</b> , Rental Real Estate Income and Expenses of a Partnership or an S Corporation.....	463
<b>Form 8844</b> , Empowerment Zone Employment Credit.....	464
<b>Form 8845</b> , Indian Employment Credit.....	465
<b>Form 8846</b> , Credit for Employer Social Security and Medicare Taxes Paid on Certain Employee Tips .....	466
<b>Form 8864</b> , Biodiesel and Renewable Diesel Fuels Credit .....	467
<b>Form 8874</b> , New Markets Credit .....	468
<b>Form 8881</b> , Credit for Small Employer Pension Plan Startup Costs and Auto-Enrollment .....	469
<b>Form 8882</b> , Credit for Employer-Provided Child Care Facilities and Services .....	470
<b>Form 8896</b> , Low Sulfur Diesel Fuel Production Credit.....	471
<b>Form 8910</b> , Alternative Motor Vehicle Credit .....	472
<b>Form 8911</b> , Alternative Fuel Vehicle Refueling Property Credit.....	473
<b>Form 8925</b> , Report of Employer-Owned Life Insurance Contracts.....	474
<b>Form 8936</b> , Qualified Plug-in Electric Drive Motor Vehicle Credit (Including Qualified Two-Wheeled Plug-in Electric Vehicles).....	475
<b>Form 8941</b> , Credit for Small Employer Health Insurance Premiums.....	476
<b>Form 8990</b> , Limitation on Business Interest Expense Under Section 163(j).....	477
<b>Form 8994</b> , Employer Credit for Paid Family and Medical Leave .....	479
<b>Form 8996</b> , Qualified Opportunity Fund .....	480
<b>Form 8752</b> , Required Payment or Refund Under Section 7519 .....	484

*International Returns Programs*

<b>Form 965-B</b> , Corporate and Real Estate Investment Trust (REIT) Report of Net 965 Tax Liability and Electing REIT Report of 965 Amounts .....	485
<b>Form 1042-S</b> , Foreign Person’s U.S. Source Income Subject to Withholding .....	487
<b>Form 1118</b> , Foreign Tax Credit—Corporations .....	488
<b>Schedule I (Form 1118)</b> , Reduction of Foreign Oil and Gas Taxes .....	499
<b>Schedule J (Form 1118)</b> , Adjustments to Separate Limitation Income (Loss) Categories for Determining Numerators of Limitation Fractions, Year-End Recharacterization Balances and Overall Foreign and Domestic Loss Account Balances .....	501
<b>Schedule K (Form 1118)</b> , Foreign Tax Carryover Reconciliation Schedule .....	503
<b>Form 5713</b> , International Boycott Report .....	505
<b>Form 8288-A</b> , Statement of Withholding on Dispositions by Foreign Persons of U.S. Real Property Interests .....	509
<b>Form 8805</b> , Foreign Partner’s Information Statement of Section 1446 Withholding Tax .....	510
<b>Form 8832</b> , Entity Classification Election .....	511
<b>Form 8865</b> , Return of U.S. Persons With Respect to Certain Foreign Partnerships .....	513
<b>Form 8975</b> , Country-by-Country Report .....	519
<b>Schedule A (Form 8975)</b> , Tax Jurisdiction and Constituent Entity Information .....	520
<b>Form 8991</b> , Tax on Base Erosion Payments of Taxpayers With Substantial Gross Receipts .....	521



---

# Statistics of Income Program Documentation

## Data Items by Forms and Schedules

2022

---

### *Preface*

This document contains the federal tax forms, schedules, and information documents that the Statistics of Income (SOI) Division of the IRS has selected for its tax year (TY) 2022 programs. Because some studies abstract information from the same forms and schedules, some forms and schedules are repeated in several sections of this document. Specific changes to the forms and schedules that occurred since the TY 2021 studies are highlighted in the different sections. Draft copies or copies from earlier tax years are included if TY 2022 forms and schedules were not yet available. The particular data items captured for each SOI project are indicated with a red block (■) on facsimiles of the forms and schedules. This volume is organized in two parts:

- **Individual and Tax Exempt Branch** studies include data related to the *U.S. Individual Income Tax Return* (Form 1040) series, as well as data on sales of capital assets and an extensive program that connects income tax returns with information documents filed by third parties. The studies also include data collected for estate and gift taxes, tax-exempt organizations, and tax-exempt bonds.
- **Corporation, Partnership, and International Branch** studies focus on data collected from the *U.S. Corporation Income Tax Return* (Form 1120) series, SOI's Partnership program, as well as information collected from international filers.

Each tax form included in the SOI program is represented in this volume. Due to resource constraints, data from certain forms and schedules are collected periodically, rather than annually. For this reason, the contents of this document will vary somewhat from year to year. The information collected for each SOI project is developed in close collaboration with data users both inside and outside of the government. Most SOI programs are based on stratified samples of returns for which data are collected prior to IRS audits; therefore, the data represent information as originally reported by taxpayers.

Returns for the most recent tax year available are filed primarily during the prior calendar year, although returns for fiscal-year filers or filers for whom filing extensions have been granted may not be received by the IRS until the following calendar year. Consequently, data collected by SOI for a specific tax year will generally be made available to the public, in the form of tables and summary analyses, during the following two calendar years.



This page is intentionally blank.

This page is intentionally blank.

Filing Status

Single Married filing jointly Married filing separately (MFS) Head of household (HOH) Qualifying surviving spouse (QSS)
Check only one box. If you checked the MFS box, enter the name of your spouse. If you checked the HOH or QSS box, enter the child's name if the qualifying person is a child but not your dependent:

Form fields for personal information: Your first name and middle initial, Last name, Your social security number, Spouse's social security number, Home address, Apt. no., City, town, or post office, State, ZIP code, Foreign country name, Foreign province/state/county (zip code), Foreign postal code, Presidential Election Campaign (You, Spouse).

Digital Assets At any time during 2022, did you: (a) receive (as a reward, award, or payment for property or services); or (b) sell, exchange, gift, or otherwise dispose of a digital asset (or a financial interest in a digital asset)? (See instructions.) Yes No

Standard Deduction Someone can claim: You as a dependent Your spouse as a dependent Spouse itemizes on a separate return or you were a dual-status alien

Age/Blindness You: Were born before January 2, 1958 Are blind Spouse: Was born before January 2, 1958 Is blind

Table for Dependents with columns: (1) First name, Last name, (2) Social security number, (3) Relationship to you, (4) Check the box if qualifies for (Child tax credit, Credit for other dependents). Rows for 1st thru 10th dependents.

Main income table with columns 1a-1z, 2a-2b, 3a-3b, 4a-4b, 5a-5b, 6a-6b, 7-15. Rows include: Total amount from Form(s) W-2, Household employee wages, Tip income, Medicaid waiver payments, Taxable dependent care benefits, Employer-provided adoption benefits, Wages from Form 8919, Other earned income, Nontaxable combat pay election, Tax-exempt interest, Qualified dividends, IRA distributions, Pensions and annuities, Social security benefits, Capital gain or (loss), Other income from Schedule 1, Adjustments to income, Subtract line 10 from line 9, Standard deduction or itemized deductions, Qualified business income deduction, Add lines 12 and 13, Subtract line 14 from line 11.

Attach Sch. B if required.

Standard Deduction for— Single or Married filing separately, \$12,950 Married filing jointly or Qualifying surviving spouse, \$25,900 Head of household, \$19,400 If you checked any box under Standard Deduction, see instructions.

LN 12 AMOUNTS:

- 12a Stndrd ded
12b Addnl ded
12b\* Disaster loss
12c\* Tot itemized ded
12d Total Stndrd ded

<b>Tax and Credits</b>	<b>16</b>	<b>Tax</b> (see instructions). Check if any from Form(s): <b>1</b> <input checked="" type="checkbox"/> 8814 <b>2</b> <input checked="" type="checkbox"/> 4972 <b>3</b> <input type="checkbox"/>	sec. 962 tx	<b>16</b>	
	<b>17</b>	Amount from Schedule 2, line 3	sec. 965 tx	<b>17</b>	
	<b>18</b>	Add lines 16 and 17	F8621 tx	<b>18</b>	
	<b>19</b>	Child tax credit or credit for other dependents from Schedule 8812	F8978 tx	<b>19</b>	
	<b>20</b>	Amount from Schedule 3, line 8	sec. 6226 tx	<b>20</b>	
	<b>21</b>	Add lines 19 and 20	sec. 1291 tx	<b>21</b>	
	<b>22</b>	Subtract line 21 from line 18. If zero or less, enter -0-		<b>22</b>	
	<b>23</b>	Other taxes, including self-employment tax, from Schedule 2, line 21		<b>23</b>	
<b>24</b>	Add lines 22 and 23. This is your <b>total tax</b>		<b>24</b>		

<b>Payments</b>	<b>25</b>	Federal income tax withheld from:		
	<b>a</b>	Form(s) W-2	<b>25a</b>	
	<b>b</b>	Form(s) 1099	<b>25b</b>	
	<b>c</b>	Other forms (see instructions)	<b>25c</b>	
	<b>d</b>	Add lines 25a through 25c	<b>25d</b>	
	<b>26</b>	2022 estimated tax payments and amount applied from 2021 return	<b>26</b>	
	<b>27</b>	Earned income credit (EIC)	<b>27</b>	
	<b>28</b>	Additional child tax credit from Schedule 8812	<b>28</b>	
	<b>29</b>	American opportunity credit from Form 8863, line 8	<b>29</b>	
	<b>30</b>	Reserved for future use	<b>30</b>	
	<b>31</b>	Amount from Schedule 3, line 15	<b>31</b>	
<b>32</b>	Add lines 27, 28, 29, and 31. These are your <b>total other payments and refundable credits</b>	<b>32</b>		
<b>33</b>	Add lines 25d, 26, and 32. These are your <b>total payments</b>	<b>33</b>		

<b>Refund</b>	<b>34</b>	If line 33 is more than line 24, subtract line 24 from line 33. This is the amount you <b>overpaid</b>	<b>34</b>	
	<b>35a</b>	Amount of line 34 you want <b>refunded to you</b> . If Form 8888 is attached, check here <input type="checkbox"/>	<b>35a</b>	
	<b>b</b>	Routing number	<b>c</b> Type: <input type="checkbox"/> Checking <input type="checkbox"/> Savings	
	<b>d</b>	Account number		
<b>36</b>	Amount of line 34 you want <b>applied to your 2023 estimated tax</b>	<b>36</b>		

<b>Amount You Owe</b>	<b>37</b>	Subtract line 33 from line 24. This is the <b>amount you owe</b> . For details on how to pay, go to <a href="http://www.irs.gov/Payments">www.irs.gov/Payments</a> or see instructions	<b>37</b>	
	<b>38</b>	Estimated tax penalty (see instructions)	<b>38</b>	

**Third Party Designee** Do you want to allow another person to discuss this return with the IRS? See instructions  **Yes**. Complete below.  **No**

Designee's name	Phone no.	Personal identification number (PIN)
-----------------	-----------	--------------------------------------

**Sign Here** Under penalties of perjury, I declare that I have examined this return and accompanying schedules and statements, and to the best of my knowledge and belief, they are true, correct, and complete. Declaration of preparer (other than taxpayer) is based on all information of which preparer has any knowledge.

Your signature	Date	Your occupation	If the IRS sent you an Identity Protection PIN, enter it here (see inst.)
Spouse's signature. If a joint return, <b>both</b> must sign.	Date	Spouse's occupation	If the IRS sent your spouse an Identity Protection PIN, enter it here (see inst.)
Phone no.	Email address		

**Paid Preparer Use Only**

Preparer's name	Preparer's signature	Date	PTIN	Check if: <input type="checkbox"/> Self-employed
Firm's name	Firm's address			Phone no.
Firm's EIN				

**SCHEDULE 1  
(Form 1040)**

Department of the Treasury  
Internal Revenue Service

**Additional Income and Adjustments to Income**

Attach to Form 1040, 1040-SR, or 1040-NR.

Go to [www.irs.gov/Form1040](http://www.irs.gov/Form1040) for instructions and the latest information.

OMB No. 1545-0074

**2022**

Attachment  
Sequence No. **01**

Name(s) shown on Form 1040, 1040-SR, or 1040-NR

Your social security number

**Part I Additional Income**

<b>1</b>	Taxable refunds, credits, or offsets of state and local income taxes . . . . .	<b>1</b>	
<b>2a</b>	Alimony received . . . . .	<b>2a</b>	
<b>b</b>	Date of original divorce or separation agreement (see instructions): _____		
<b>3</b>	Business income or (loss). Attach Schedule C . . . . .	<b>3</b>	
<b>4</b>	Other gains or (losses). Attach Form 4797 . . . . .	<b>4</b>	
<b>5</b>	Rental real estate, royalties, partnerships, S corporations, trusts, etc. Attach Schedule E . . . . .	<b>5</b>	
<b>6</b>	Farm income or (loss). Attach Schedule F . . . . .	<b>6</b>	
<b>7</b>	Unemployment compensation . . . . .	<b>7</b>	
<b>8</b>	Other income:		
<b>a</b>	Net operating loss . . . . .	<b>8a</b>	( )
<b>b</b>	Gambling . . . . .	<b>8b</b>	
<b>c</b>	Cancellation of debt . . . . .	<b>8c</b>	
<b>d</b>	Foreign earned income exclusion from Form 2555 . . . . .	<b>8d</b>	( )
<b>e</b>	Income from Form 8853 . . . . .	<b>8e</b>	
<b>f</b>	Income from Form 8889 . . . . .	<b>8f</b>	
<b>g</b>	Alaska Permanent Fund dividends . . . . .	<b>8g</b>	
<b>h</b>	Jury duty pay . . . . .	<b>8h</b>	
<b>i</b>	Prizes and awards . . . . .	<b>8i</b>	
<b>j</b>	Activity not engaged in for profit income . . . . .	<b>8j</b>	
<b>k</b>	Stock options . . . . .	<b>8k</b>	
<b>l</b>	Income from the rental of personal property if you engaged in the rental for profit but were not in the business of renting such property . . . . .	<b>8l</b>	
<b>m</b>	Olympic and Paralympic medals and USOC prize money (see instructions) . . . . .	<b>8m</b>	
<b>n</b>	Section 951(a) inclusion (see instructions) . . . . .	<b>8n</b>	
<b>o</b>	Section 951A(a) inclusion (see instructions) . . . . .	<b>8o</b>	
<b>p</b>	Section 461(l) excess business loss adjustment . . . . .	<b>8p</b>	
<b>q</b>	Taxable distributions from an ABL account (see instructions) . . . . .	<b>8q</b>	
<b>r</b>	Scholarship and fellowship grants not reported on Form W-2 . . . . .	<b>8r</b>	
<b>s</b>	Nontaxable amount of Medicaid waiver payments included on Form 1040, line 1a or 1d . . . . .	<b>8s</b>	( )
<b>t</b>	Pension or annuity from a nonqualified deferred compensation plan or a nongovernmental section 457 plan . . . . .	<b>8t</b>	
<b>u</b>	Wages earned while incarcerated . . . . .	<b>8u</b>	
<b>z</b>	Other income. List type and amount: <u>Sec. 965 Inc.</u> _____	<b>8z</b>	
<b>9</b>	Total other income. Add lines 8a through 8z . . . . .	<b>9</b>	
<b>10</b>	Combine lines 1 through 7 and 9. Enter here and on Form 1040, 1040-SR, or 1040-NR, line 8	<b>10</b>	

For Paperwork Reduction Act Notice, see your tax return instructions.

Cat. No. 71479F

Schedule 1 (Form 1040) 2022

**Part II Adjustments to Income**

<b>11</b>	Educator expenses . . . . .		<b>11</b>	
<b>12</b>	Certain business expenses of reservists, performing artists, and fee-basis government officials. Attach Form 2106 . . . . .		<b>12</b>	
<b>13</b>	Health savings account deduction. Attach Form 8889 . . . . .		<b>13</b>	
<b>14</b>	Moving expenses for members of the Armed Forces. Attach Form 3903 . . . . .		<b>14</b>	
<b>15</b>	Deductible part of self-employment tax. Attach Schedule SE . . . . .		<b>15</b>	
<b>16</b>	Self-employed SEP, SIMPLE, and qualified plans . . . . .		<b>16</b>	
<b>17</b>	Self-employed health insurance deduction . . . . .		<b>17</b>	
<b>18</b>	Penalty on early withdrawal of savings . . . . .		<b>18</b>	
<b>19a</b>	Alimony paid . . . . .		<b>19a</b>	
<b>b</b>	Recipient's SSN . . . . .			
<b>c</b>	Date of original divorce or separation agreement (see instructions): _____			
<b>20</b>	IRA deduction . . . . .		<b>20</b>	
<b>21</b>	Student loan interest deduction . . . . .		<b>21</b>	
<b>22</b>	Reserved for future use . . . . .		<b>22</b>	
<b>23</b>	Archer MSA deduction . . . . .		<b>23</b>	
<b>24</b>	Other adjustments:			
<b>a</b>	Jury duty pay (see instructions) . . . . .	<b>24a</b>		
<b>b</b>	Deductible expenses related to income reported on line 8l from the rental of personal property engaged in for profit . . . . .	<b>24b</b>		
<b>c</b>	Nontaxable amount of the value of Olympic and Paralympic medals and USOC prize money reported on line 8m . . . . .	<b>24c</b>		
<b>d</b>	Reforestation amortization and expenses . . . . .	<b>24d</b>		
<b>e</b>	Repayment of supplemental unemployment benefits under the Trade Act of 1974 . . . . .	<b>24e</b>		
<b>f</b>	Contributions to section 501(c)(18)(D) pension plans . . . . .	<b>24f</b>		
<b>g</b>	Contributions by certain chaplains to section 403(b) plans . . . . .	<b>24g</b>		
<b>h</b>	Attorney fees and court costs for actions involving certain unlawful discrimination claims (see instructions) . . . . .	<b>24h</b>		
<b>i</b>	Attorney fees and court costs you paid in connection with an award from the IRS for information you provided that helped the IRS detect tax law violations . . . . .	<b>24i</b>		
<b>j</b>	Housing deduction from Form 2555 . . . . .	<b>24j</b>		
<b>k</b>	Excess deductions of section 67(e) expenses from Schedule K-1 (Form 1041) . . . . .	<b>24k</b>		
<b>z</b>	Other adjustments. List type and amount: <u>Tuition/Fees</u> _____			
	<u>Dom Prod Actv</u> _____	<b>24z</b>		
<b>25</b>	Total other adjustments. Add lines 24a through 24z . . . . .		<b>25</b>	
<b>26</b>	Add lines 11 through 23 and 25. These are your <b>adjustments to income</b> . Enter here and on Form 1040 or 1040-SR, line 10, or Form 1040-NR, line 10a . . . . .		<b>26</b>	

**SCHEDULE 2  
(Form 1040)**

Department of the Treasury  
Internal Revenue Service

**Additional Taxes**

Attach to Form 1040, 1040-SR, or 1040-NR.  
Go to [www.irs.gov/Form1040](http://www.irs.gov/Form1040) for instructions and the latest information.

OMB No. 1545-0074

**2022**  
Attachment  
Sequence No. **02**

Name(s) shown on Form 1040, 1040-SR, or 1040-NR

Your social security number

**Part I Tax**

<b>1</b>	Alternative minimum tax. Attach Form 6251 . . . . .	<b>1</b>	<input type="checkbox"/>
<b>2</b>	Excess advance premium tax credit repayment. Attach Form 8962 . . . . .	<b>2</b>	<input type="checkbox"/>
<b>3</b>	Add lines 1 and 2. Enter here and on Form 1040, 1040-SR, or 1040-NR, line 17 . .	<b>3</b>	<input type="checkbox"/>

**Part II Other Taxes**

<b>4</b>	Self-employment tax. Attach Schedule SE . . . . .	<b>4</b>	<input type="checkbox"/>
<b>5</b>	Social security and Medicare tax on unreported tip income. Attach Form 4137 . . . . .	<b>5</b>	<input type="checkbox"/>
<b>6</b>	Uncollected social security and Medicare tax on wages. Attach Form 8919 . . . . .	<b>6</b>	<input type="checkbox"/>
<b>7</b>	Total additional social security and Medicare tax. Add lines 5 and 6 . . . . .	<b>7</b>	<input type="checkbox"/>
<b>8</b>	Additional tax on IRAs or other tax-favored accounts. Attach Form 5329 if required. If not required, check here . . . . .	<b>8</b>	<input type="checkbox"/>
<b>9</b>	Household employment taxes. Attach Schedule H . . . . .	<b>9</b>	<input type="checkbox"/>
<b>10</b>	Repayment of first-time homebuyer credit. Attach Form 5405 if required . . . . .	<b>10</b>	<input type="checkbox"/>
<b>11</b>	Additional Medicare Tax. Attach Form 8959 . . . . .	<b>11</b>	<input type="checkbox"/>
<b>12</b>	Net investment income tax. Attach Form 8960 . . . . .	<b>12</b>	<input type="checkbox"/>
<b>13</b>	Uncollected social security and Medicare or RRTA tax on tips or group-term life insurance from Form W-2, box 12 . . . . .	<b>13</b>	<input type="checkbox"/>
<b>14</b>	Interest on tax due on installment income from the sale of certain residential lots and timeshares . . . . .	<b>14</b>	<input type="checkbox"/>
<b>15</b>	Interest on the deferred tax on gain from certain installment sales with a sales price over \$150,000 . . . . .	<b>15</b>	<input type="checkbox"/>
<b>16</b>	Recapture of low-income housing credit. Attach Form 8611 . . . . .	<b>16</b>	<input type="checkbox"/>

(continued on page 2)

For Paperwork Reduction Act Notice, see your tax return instructions.

Cat. No. 71478U

Schedule 2 (Form 1040) 2022

**Part II Other Taxes** *(continued)*

<b>17</b>	Other additional taxes:			
<b>a</b>	Recapture of other credits. List type, form number, and amount:			
	_____	<b>17a</b>	■	
<b>b</b>	Recapture of federal mortgage subsidy, if you sold your home see instructions . . . . .	<b>17b</b>	■	
<b>c</b>	Additional tax on HSA distributions. Attach Form 8889 . . . . .	<b>17c</b>	■	
<b>d</b>	Additional tax on an HSA because you didn't remain an eligible individual. Attach Form 8889 . . . . .	<b>17d</b>	■	
<b>e</b>	Additional tax on Archer MSA distributions. Attach Form 8853 . . . . .	<b>17e</b>	■	
<b>f</b>	Additional tax on Medicare Advantage MSA distributions. Attach Form 8853 . . . . .	<b>17f</b>	■	
<b>g</b>	Recapture of a charitable contribution deduction related to a fractional interest in tangible personal property . . . . .	<b>17g</b>	■	
<b>h</b>	Income you received from a nonqualified deferred compensation plan that fails to meet the requirements of section 409A . . . . .	<b>17h</b>	■	
<b>i</b>	Compensation you received from a nonqualified deferred compensation plan described in section 457A . . . . .	<b>17i</b>	■	
<b>j</b>	Section 72(m)(5) excess benefits tax . . . . .	<b>17j</b>	■	
<b>k</b>	Golden parachute payments . . . . .	<b>17k</b>	■	
<b>l</b>	Tax on accumulation distribution of trusts . . . . .	<b>17l</b>	■	
<b>m</b>	Excise tax on insider stock compensation from an expatriated corporation . . . . .	<b>17m</b>	■	
<b>n</b>	Look-back interest under section 167(g) or 460(b) from Form 8697 or 8866 . . . . .	<b>17n</b>	■	
<b>o</b>	Tax on non-effectively connected income for any part of the year you were a nonresident alien from Form 1040-NR . . . . .	<b>17o</b>	■	
<b>p</b>	Any interest from Form 8621, line 16f, relating to distributions from, and dispositions of, stock of a section 1291 fund . . . . .	<b>17p</b>	■	
<b>q</b>	Any interest from Form 8621, line 24 . . . . .	<b>17q</b>	■	
<b>z</b>	Any other taxes. List type and amount: <u>COBRA Repay</u> ■			
	_____	<b>17z</b>	■	
<b>18</b>	Total additional taxes. Add lines 17a through 17z . . . . .	<b>18</b>		■
<b>19</b>	Reserved for future use . . . . .	<b>19</b>		
<b>20</b>	Section 965 net tax liability installment from Form 965-A . . . . .	<b>20</b>	■	
<b>21</b>	Add lines 4, 7 through 16, and 18. These are your <b>total other taxes</b> . Enter here and on Form 1040 or 1040-SR, line 23, or Form 1040-NR, line 23b . . . . .	<b>21</b>		■



**SCHEDULE 3**  
**(Form 1040)**

Department of the Treasury  
Internal Revenue Service

**Additional Credits and Payments**

Attach to Form 1040, 1040-SR, or 1040-NR.  
Go to [www.irs.gov/Form1040](http://www.irs.gov/Form1040) for instructions and the latest information.

OMB No. 1545-0074

**2022**

Attachment  
Sequence No. **03**

Name(s) shown on Form 1040, 1040-SR, or 1040-NR

Your social security number

**Part I Nonrefundable Credits**

<b>1</b>	Foreign tax credit. Attach Form 1116 if required . . . . .		<b>1</b>	<input type="checkbox"/>
<b>2</b>	Credit for child and dependent care expenses from Form 2441, line 11. Attach Form 2441 . . . . .		<b>2</b>	<input type="checkbox"/>
<b>3</b>	Education credits from Form 8863, line 19 . . . . .		<b>3</b>	<input type="checkbox"/>
<b>4</b>	Retirement savings contributions credit. Attach Form 8880 . . . . .		<b>4</b>	<input type="checkbox"/>
<b>5</b>	Residential energy credits. Attach Form 5695 . . . . .		<b>5</b>	<input type="checkbox"/>
<b>6</b>	Other nonrefundable credits:			
<b>a</b>	General business credit. Attach Form 3800 . . . . .	<b>6a</b>		<input type="checkbox"/>
<b>b</b>	Credit for prior year minimum tax. Attach Form 8801 . . . . .	<b>6b</b>		<input type="checkbox"/>
<b>c</b>	Adoption credit. Attach Form 8839 . . . . .	<b>6c</b>		<input type="checkbox"/>
<b>d</b>	Credit for the elderly or disabled. Attach Schedule R . . . . .	<b>6d</b>		<input type="checkbox"/>
<b>e</b>	Alternative motor vehicle credit. Attach Form 8910 . . . . .	<b>6e</b>		<input type="checkbox"/>
<b>f</b>	Qualified plug-in motor vehicle credit. Attach Form 8936 . . . . .	<b>6f</b>		<input type="checkbox"/>
<b>g</b>	Mortgage interest credit. Attach Form 8396 . . . . .	<b>6g</b>		<input type="checkbox"/>
<b>h</b>	District of Columbia first-time homebuyer credit. Attach Form 8859 . . . . .	<b>6h</b>		<input type="checkbox"/>
<b>i</b>	Qualified electric vehicle credit. Attach Form 8834 . . . . .	<b>6i</b>		<input type="checkbox"/>
<b>j</b>	Alternative fuel vehicle refueling property credit. Attach Form 8911 . . . . .	<b>6j</b>		<input type="checkbox"/>
<b>k</b>	Credit to holders of tax credit bonds. Attach Form 8912 . . . . .	<b>6k</b>		<input type="checkbox"/>
<b>l</b>	Amount on Form 8978, line 14. See instructions . . . . .	<b>6l</b>		<input type="checkbox"/>
<b>z</b>	Other nonrefundable credits. List type and amount: _____	<b>6z</b>		<input type="checkbox"/>
<b>7</b>	Total other nonrefundable credits. Add lines 6a through 6z . . . . .		<b>7</b>	<input type="checkbox"/>
<b>8</b>	Add lines 1 through 5 and 7. Enter here and on Form 1040, 1040-SR, or 1040-NR, line 20 . . . . .		<b>8</b>	<input type="checkbox"/>

(continued on page 2)

For Paperwork Reduction Act Notice, see your tax return instructions.

Cat. No. 71480G

Schedule 3 (Form 1040) 2022

**Part II Other Payments and Refundable Credits**

<b>9</b>	Net premium tax credit. Attach Form 8962 . . . . .		<b>9</b>	
<b>10</b>	Amount paid with request for extension to file (see instructions) . . . . .		<b>10</b>	
<b>11</b>	Excess social security and tier 1 RRTA tax withheld . . . . .		<b>11</b>	
<b>12</b>	Credit for federal tax on fuels. Attach Form 4136 . . . . .		<b>12</b>	
<b>13</b>	Other payments or refundable credits:			
<b>a</b>	Form 2439 . . . . .	<b>13a</b>		
<b>b</b>	Credit for qualified sick and family leave wages paid in 2022 from Schedule(s) H for leave taken before April 1, 2021 . . . . .	<b>13b</b>		
<b>c</b>	Reserved for future use . . . . .	<b>13c</b>		
<b>d</b>	Credit for repayment of amounts included in income from earlier years . . . . .	<b>13d</b>		
<b>e</b>	Reserved for future use . . . . .	<b>13e</b>		
<b>f</b>	Deferred amount of net 965 tax liability (see instructions) . . . . .	<b>13f</b>		
<b>g</b>	Reserved for future use . . . . .	<b>13g</b>		
<b>h</b>	Credit for qualified sick and family leave wages paid in 2022 from Schedule(s) H for leave taken after March 31, 2021, and before October 1, 2021 . . . . .	<b>13h</b>		
<b>z</b>	Other payments or refundable credits. List type and amount:	<b>13z</b>		
<b>14</b>	Total other payments or refundable credits. Add lines 13a through 13z . . . . .		<b>14</b>	
<b>15</b>	Add lines 9 through 12 and 14. Enter here and on Form 1040, 1040-SR, or 1040-NR, line 31 . . . . .		<b>15</b>	

**SCHEDULE A  
(Form 1040)**

Department of the Treasury  
Internal Revenue Service

**Itemized Deductions**

Go to [www.irs.gov/ScheduleA](http://www.irs.gov/ScheduleA) for instructions and the latest information.

Attach to Form 1040 or 1040-SR.

OMB No. 1545-0074

**2022**

Attachment  
Sequence No. **07**

**Caution:** If you are claiming a net qualified disaster loss on Form 4684, see the instructions for line 16.

Name(s) shown on Form 1040 or 1040-SR

Your social security number

<b>Medical and Dental Expenses</b>	<b>Caution:</b> Do not include expenses reimbursed or paid by others.			
	<b>1</b>	Medical and dental expenses (see instructions)		
	<b>2</b>	Enter amount from Form 1040 or 1040-SR, line 11 <b>2</b>		
	<b>3</b>	Multiply line 2 by 7.5% (0.075)		
	<b>4</b>	Subtract line 3 from line 1. If line 3 is more than line 1, enter -0-		
<b>Taxes You Paid</b>	<b>5</b> State and local taxes.			
	<b>a</b>	State and local income taxes or general sales taxes. You may include either income taxes or general sales taxes on line 5a, but not both. If you elect to include general sales taxes instead of income taxes, check this box <input checked="" type="checkbox"/>	<b>5a</b>	
	<b>b</b>	State and local real estate taxes (see instructions)	<b>5b</b>	
	<b>c</b>	State and local personal property taxes	<b>5c</b>	
	<b>d</b>	Add lines 5a through 5c	<b>5d</b>	
	<b>e</b>	Enter the smaller of line 5d or \$10,000 (\$5,000 if married filing separately)	<b>5e</b>	
	<b>6</b>	Other taxes. List type and amount: _____	<b>6</b>	
	<b>7</b>	Add lines 5e and 6	<b>7</b>	
<b>Interest You Paid</b> <b>Caution:</b> Your mortgage interest deduction may be limited. See instructions.	<b>8</b> Home mortgage interest and points. If you didn't use all of your home mortgage loan(s) to buy, build, or improve your home, see instructions and check this box <input checked="" type="checkbox"/>			
	<b>a</b>	Home mortgage interest and points reported to you on Form 1098. See instructions if limited	<b>8a</b>	
	<b>b</b>	Home mortgage interest not reported to you on Form 1098. See instructions if limited. If paid to the person from whom you bought the home, see instructions and show that person's name, identifying no., and address _____	<b>8b</b>	
	<b>c</b>	Points not reported to you on Form 1098. See instructions for special rules	<b>8c</b>	
	<b>d</b>	Reserved for future use	<b>8d</b>	
	<b>e</b>	Add lines 8a through 8c	<b>8e</b>	
	<b>9</b>	Investment interest. Attach Form 4952 if required. See instructions	<b>9</b>	
	<b>10</b>	Add lines 8e and 9. <b>other investment interest</b>	<b>10</b>	
<b>Gifts to Charity</b> <b>Caution:</b> If you made a gift and got a benefit for it, see instructions.	<b>11</b> Gifts by cash or check. If you made any gift of \$250 or more, see instructions		<b>11</b>	
	<b>12</b> Other than by cash or check. If you made any gift of \$250 or more, see instructions. You <b>must</b> attach Form 8283 if over \$500.		<b>12</b>	
	<b>13</b> Carryover from prior year <b>capital gains limited.</b>		<b>13</b>	
	<b>14</b> Add lines 11 through 13. <b>contributions not limited.</b>		<b>14</b>	
<b>Casualty and Theft Losses</b>	<b>15</b> Casualty and theft loss(es) from a federally declared disaster (other than net qualified disaster losses). Attach Form 4684 and enter the amount from line 18 of that form. See instructions		<b>15</b>	
<b>Other Itemized Deductions</b>	<b>16</b> Other—from list in instructions. List type and amount: <b>casualty or theft of income producing property</b> <input checked="" type="checkbox"/> Standard Deduction Hurricane Disaster Loss <input checked="" type="checkbox"/> <b>other than gambling</b> <input checked="" type="checkbox"/>		<b>16</b>	
	<b>17</b> Add the amounts in the far right column for lines 4 through 16. Also, enter this amount on Form 1040 or 1040-SR, line 12		<b>17</b>	
<b>Total Itemized Deductions</b>	<b>18</b> If you elect to itemize deductions even though they are less than your standard deduction, check this box <input checked="" type="checkbox"/>			

For Paperwork Reduction Act Notice, see the Instructions for Form 1040.

Cat. No. 17145C

Schedule A (Form 1040) 2022

**SCHEDULE B  
(Form 1040)**

Department of the Treasury  
Internal Revenue Service

**Interest and Ordinary Dividends**

Go to [www.irs.gov/ScheduleB](https://www.irs.gov/ScheduleB) for instructions and the latest information.  
Attach to Form 1040 or 1040-SR.

OMB No. 1545-0074

**2022**  
Attachment  
Sequence No. **08**

Name(s) shown on return

Your social security number

**Part I**

**Interest**

(See instructions and the Instructions for Form 1040, line 2b.)

**Note:** If you received a Form 1099-INT, Form 1099-OID, or substitute statement from a brokerage firm, list the firm's name as the payer and enter the total interest shown on that form.

			Amount
<b>1</b>	List name of payer. If any interest is from a seller-financed mortgage and the buyer used the property as a personal residence, see the instructions and list this interest first. Also, show that buyer's social security number and address: .....	<b>1</b>	
<b>2</b>	Add the amounts on line 1 . . . . .	<b>2</b>	
<b>3</b>	Excludable interest on series EE and I U.S. savings bonds issued after 1989. Attach Form 8815 . . . . .	<b>3</b>	
<b>4</b>	Subtract line 3 from line 2. Enter the result here and on Form 1040 or 1040-SR, line 2b	<b>4</b>	

**Note:** If line 4 is over \$1,500, you must complete Part III.

**Part II**

**Ordinary Dividends**

(See instructions and the Instructions for Form 1040, line 3b.)

**Note:** If you received a Form 1099-DIV or substitute statement from a brokerage firm, list the firm's name as the payer and enter the ordinary dividends shown on that form.

			Amount
<b>5</b>	List name of payer: .....	<b>5</b>	
<b>6</b>	Add the amounts on line 5. Enter the total here and on Form 1040 or 1040-SR, line 3b	<b>6</b>	

**Note:** If line 6 is over \$1,500, you must complete Part III.

**Part III  
Foreign  
Accounts  
and Trusts**

**Caution:** If required, failure to file FinCEN Form 114 may result in substantial penalties. Additionally, you may be required to file Form 8938, Statement of Specified Foreign Financial Assets. See instructions.

You must complete this part if you **(a)** had over \$1,500 of taxable interest or ordinary dividends; **(b)** had a foreign account; or **(c)** received a distribution from, or were a grantor of, or a transferor to, a foreign trust.

			Yes	No
<b>7a</b>	At any time during 2022, did you have a financial interest in or signature authority over a financial account (such as a bank account, securities account, or brokerage account) located in a foreign country? See instructions . . . . . <span style="background-color: red;"></span>			
	If "Yes," are you required to file FinCEN Form 114, Report of Foreign Bank and Financial Accounts (FBAR), to report that financial interest or signature authority? See FinCEN Form 114 and its instructions for filing requirements and exceptions to those requirements . . . . . <span style="background-color: red;"></span>			
<b>b</b>	If you are required to file FinCEN Form 114, list the name(s) of the foreign country(-ies) where the financial account(s) are located: ..... <span style="background-color: red;"></span>			
<b>8</b>	During 2022, did you receive a distribution from, or were you the grantor of, or transferor to, a foreign trust? If "Yes," you may have to file Form 3520. See instructions . . . . . <span style="background-color: red;"></span>			

**For Paperwork Reduction Act Notice, see your tax return instructions.**

Cat. No. 17146N

**Schedule B (Form 1040) 2022**

**SCHEDULE C  
(Form 1040)**

Department of the Treasury  
Internal Revenue Service

**Profit or Loss From Business**  
(Sole Proprietorship)

Go to [www.irs.gov/ScheduleC](http://www.irs.gov/ScheduleC) for instructions and the latest information.

Attach to Form 1040, 1040-SR, 1040-NR, or 1041; partnerships must generally file Form 1065.

OMB No. 1545-0074

**2022**

Attachment  
Sequence No. **09**

Name of proprietor **sex of the proprietor** **sex of the proprietor verification code** Social security number (SSN)

**A** Principal business or profession, including product or service (see instructions) **B** Enter code from instructions

**C** Business name. If no separate business name, leave blank. **D** Employer ID number (EIN) (see instr.)  
if name indicates LLC

**E** Business address (including suite or room no.)  
City, town or post office, state, and ZIP code

**F** Accounting method:  (1) Cash  (2) Accrual  (3) Other (specify)

**G** Did you "materially participate" in the operation of this business during 2022? If "No," see instructions for limit on losses  Yes  No

**H** If you started or acquired this business during 2022, check here  Yes  No

**I** Did you make any payments in 2022 that would require you to file Form(s) 1099? See instructions  Yes  No

**J** If "Yes," did you or will you file required Form(s) 1099?  Yes  No

**Part I Income**

<b>1</b>	Gross receipts or sales. See instructions for line 1 and check the box if this income was reported to you on Form W-2 and the "Statutory employee" box on that form was checked	<b>1</b>	
<b>2</b>	Returns and allowances	<b>2</b>	
<b>3</b>	Subtract line 2 from line 1	<b>3</b>	
<b>4</b>	Cost of goods sold (from line 42)	<b>4</b>	
<b>5</b>	<b>Gross profit.</b> Subtract line 4 from line 3	<b>5</b>	
<b>6</b>	Other income, including federal and state gasoline or fuel tax credit or refund (see instructions)	<b>6</b>	
<b>7</b>	<b>Gross income.</b> Add lines 5 and 6	<b>7</b>	

**Part II Expenses.** Enter expenses for business use of your home **only** on line 30.

<b>8</b>	Advertising	<b>8</b>		<b>18</b>	Office expense (see instructions)	<b>18</b>	
<b>9</b>	Car and truck expenses (see instructions)	<b>9</b>		<b>19</b>	Pension and profit-sharing plans	<b>19</b>	
<b>10</b>	Commissions and fees	<b>10</b>		<b>20</b>	Rent or lease (see instructions):		
<b>11</b>	Contract labor (see instructions)	<b>11</b>		<b>20a</b>	a Vehicles, machinery, and equipment	<b>20a</b>	
<b>12</b>	Depletion	<b>12</b>		<b>20b</b>	b Other business property	<b>20b</b>	
<b>13</b>	Depreciation and section 179 expense deduction (not included in Part III) (see instructions)	<b>13</b>		<b>21</b>	Repairs and maintenance	<b>21</b>	
<b>14</b>	Employee benefit programs (other than on line 19)	<b>14</b>		<b>22</b>	Supplies (not included in Part III)	<b>22</b>	
<b>15</b>	Insurance (other than health)	<b>15</b>		<b>23</b>	Taxes and licenses	<b>23</b>	
<b>16</b>	Interest (see instructions):			<b>24</b>	Travel and meals:		
<b>a</b>	Mortgage (paid to banks, etc.)	<b>16a</b>		<b>24a</b>	a Travel	<b>24a</b>	
<b>b</b>	Other	<b>16b</b>		<b>24b</b>	b Deductible meals (see instructions)	<b>24b</b>	
<b>17</b>	Legal and professional services	<b>17</b>		<b>25</b>	Utilities	<b>25</b>	
<b>18</b>	<b>Total expenses</b> before expenses for business use of home. Add lines 8 through 27a	<b>18</b>		<b>26</b>	Wages (less employment credits)	<b>26</b>	
<b>19</b>	Tentative profit or (loss). Subtract line 18 from line 7	<b>19</b>		<b>27a</b>	Other expenses (from line 48)	<b>27a</b>	
<b>20</b>	Expenses for business use of your home. Do not report these expenses elsewhere. Attach Form 8829 unless using the simplified method. See instructions.			<b>27b</b>	<b>Reserved for future use</b>	<b>27b</b>	
	<b>Simplified method filers only:</b> Enter the total square footage of (a) your home: _____ and (b) the part of your home used for business: _____ . Use the Simplified Method Worksheet in the instructions to figure the amount to enter on line 30	<b>30</b>					
<b>31</b>	<b>Net profit or (loss).</b> Subtract line 30 from line 29.	<b>31</b>					
	<ul style="list-style-type: none"> <li>If a profit, enter on both <b>Schedule 1 (Form 1040), line 3</b>, and on <b>Schedule SE, line 2</b>. (If you checked the box on line 1, see instructions.) Estates and trusts, enter on <b>Form 1041, line 3</b>.</li> <li>If a loss, you <b>must</b> go to line 32.</li> </ul>						
<b>32</b>	If you have a loss, check the box that describes your investment in this activity. See instructions.						
	<ul style="list-style-type: none"> <li>If you checked 32a, enter the loss on both <b>Schedule 1 (Form 1040), line 3</b>, and on <b>Schedule SE, line 2</b>. (If you checked the box on line 1, see the line 31 instructions.) Estates and trusts, enter on <b>Form 1041, line 3</b>.</li> <li>If you checked 32b, you <b>must</b> attach <b>Form 6198</b>. Your loss may be limited.</li> </ul>						
				<input checked="" type="checkbox"/> <b>32a</b>	All investment is at risk.		
				<input type="checkbox"/> <b>32b</b>	Some investment is not at risk.		

For Paperwork Reduction Act Notice, see the separate instructions.

Cat. No. 11334P

Schedule C (Form 1040) 2022

**Part III Cost of Goods Sold** (see instructions)

33 Method(s) used to value closing inventory:  a  Cost       b Lower of cost or market       c Other (attach explanation)

34 Was there any change in determining quantities, costs, or valuations between opening and closing inventory? If "Yes," attach explanation       Yes       No

35	Inventory at beginning of year. If different from last year's closing inventory, attach explanation . . . .	35	
36	Purchases less cost of items withdrawn for personal use . . . . .	36	
37	Cost of labor. Do not include any amounts paid to yourself . . . . .	37	
38	Materials and supplies . . . . .	38	
39	Other costs . . . . .	39	
40	Add lines 35 through 39 . . . . .	40	
41	Inventory at end of year . . . . .	41	
42	<b>Cost of goods sold.</b> Subtract line 41 from line 40. Enter the result here and on line 4 . . . . .	42	

**Part IV Information on Your Vehicle.** Complete this part **only** if you are claiming car or truck expenses on line 9 and are not required to file Form 4562 for this business. See the instructions for line 13 to find out if you must file Form 4562.

43 When did you place your vehicle in service for business purposes? (month/day/year) \_\_\_\_\_/\_\_\_\_\_/\_\_\_\_\_

44 Of the total number of miles you drove your vehicle during 2022, enter the number of miles you used your vehicle for:

a Business \_\_\_\_\_ b Commuting (see instructions) \_\_\_\_\_ c Other \_\_\_\_\_

45 Was your vehicle available for personal use during off-duty hours?       Yes       No

46 Do you (or your spouse) have another vehicle available for personal use?       Yes       No

47a Do you have evidence to support your deduction?       Yes       No

b If "Yes," is the evidence written?       Yes       No

**Part V Other Expenses.** List below business expenses not included on lines 8–26 or line 30.


48	<b>Total other expenses.</b> Enter here and on line 27a . . . . .	48	
----	---	----	--

**SCHEDULE D  
(Form 1040)**

**Capital Gains and Losses**

OMB No. 1545-0074

Department of the Treasury  
Internal Revenue Service

Attach to Form 1040, 1040-SR, or 1040-NR.  
Go to [www.irs.gov/ScheduleD](http://www.irs.gov/ScheduleD) for instructions and the latest information.  
Use Form 8949 to list your transactions for lines 1b, 2, 3, 8b, 9, and 10.

**2022**

Attachment  
Sequence No. **12**

Name(s) shown on return

Your social security number

Did you dispose of any investment(s) in a qualified opportunity fund during the tax year?  Yes  No  
If "Yes," attach Form 8949 and see its instructions for additional requirements for reporting your gain or loss.

**Part I Short-Term Capital Gains and Losses—Generally Assets Held One Year or Less** (see instructions)

See instructions for how to figure the amounts to enter on the lines below. This form may be easier to complete if you round off cents to whole dollars.	(d) Proceeds (sales price)	(e) Cost (or other basis)	(g) Adjustments to gain or loss from Form(s) 8949, Part I, line 2, column (g)	(h) Gain or (loss) Subtract column (e) from column (d) and combine the result with column (g)
<b>1a</b> Totals for all short-term transactions reported on Form 1099-B for which basis was reported to the IRS and for which you have no adjustments (see instructions). However, if you choose to report all these transactions on Form 8949, leave this line blank and go to line 1b .				
<b>1b</b> Totals for all transactions reported on Form(s) 8949 with <b>Box A</b> checked . . . . .				
<b>2</b> Totals for all transactions reported on Form(s) 8949 with <b>Box B</b> checked . . . . .				
<b>3</b> Totals for all transactions reported on Form(s) 8949 with <b>Box C</b> checked . . . . .				
<b>4</b> Short-term gain from Form 6252 and short-term gain or (loss) from Forms 4684, 6781, and 8824 . .				<b>4</b>
<b>5</b> Net short-term gain or (loss) from partnerships, S corporations, estates, and trusts from Schedule(s) K-1 . . . . .				<b>5</b>
<b>6</b> Short-term capital loss carryover. Enter the amount, if any, from line 8 of your <b>Capital Loss Carryover Worksheet</b> in the instructions . . . . . <b>nondeductible loss ST.</b> . . . . .				<b>6</b> ( )
<b>7</b> <b>Net short-term capital gain or (loss).</b> Combine lines 1a through 6 in column (h). If you have any long-term capital gains or losses, go to Part II below. Otherwise, go to Part III on the back . . . . .				<b>7</b>

**Part II Long-Term Capital Gains and Losses—Generally Assets Held More Than One Year** (see instructions)

See instructions for how to figure the amounts to enter on the lines below. This form may be easier to complete if you round off cents to whole dollars.	(d) Proceeds (sales price)	(e) Cost (or other basis)	(g) Adjustments to gain or loss from Form(s) 8949, Part II, line 2, column (g)	(h) Gain or (loss) Subtract column (e) from column (d) and combine the result with column (g)
<b>8a</b> Totals for all long-term transactions reported on Form 1099-B for which basis was reported to the IRS and for which you have no adjustments (see instructions). However, if you choose to report all these transactions on Form 8949, leave this line blank and go to line 8b .				
<b>8b</b> Totals for all transactions reported on Form(s) 8949 with <b>Box D</b> checked . . . . .				
<b>9</b> Totals for all transactions reported on Form(s) 8949 with <b>Box E</b> checked . . . . .				
<b>10</b> Totals for all transactions reported on Form(s) 8949 with <b>Box F</b> checked . . . . .				
<b>11</b> Gain from Form 4797, Part I; long-term gain from Forms 2439 and 6252; and long-term gain or (loss) from Forms 4684, 6781, and 8824 . . . . .				<b>11</b>
<b>12</b> Net long-term gain or (loss) from partnerships, S corporations, estates, and trusts from Schedule(s) K-1 . . . . .				<b>12</b>
<b>13</b> Capital gain distributions. See the instructions . . . . .				<b>13</b>
<b>14</b> Long-term capital loss carryover. Enter the amount, if any, from line 13 of your <b>Capital Loss Carryover Worksheet</b> in the instructions . . . . .				<b>14</b> ( )
<b>15</b> <b>Net long-term capital gain or (loss).</b> Combine lines 8a through 14 in column (h). Then, go to Part III on the back . . . . . <b>nondeductible loss LT.</b> . . . . .				<b>15</b>

For Paperwork Reduction Act Notice, see your tax return instructions.

Cat. No. 11338H

Schedule D (Form 1040) 2022



**Part III Summary**

<b>16</b>	Combine lines 7 and 15 and enter the result . . . <b>undeterminable nondeductible</b> <span style="color: red;">■</span> .	<b>16</b>	<span style="color: red;">■</span>
	<ul style="list-style-type: none"> <li>• If line 16 is a <b>gain</b>, enter the amount from line 16 on Form 1040, 1040-SR, or 1040-NR, line 7. Then, go to line 17 below.</li> <li>• If line 16 is a <b>loss</b>, skip lines 17 through 20 below. Then, go to line 21. Also be sure to complete line 22.</li> <li>• If line 16 is <b>zero</b>, skip lines 17 through 21 below and enter -0- on Form 1040, 1040-SR, or 1040-NR, line 7. Then, go to line 22.</li> </ul>		
<b>17</b>	Are lines 15 and 16 <b>both</b> gains? <input type="checkbox"/> <b>Yes.</b> Go to line 18. <input type="checkbox"/> <b>No.</b> Skip lines 18 through 21, and go to line 22.		
<b>18</b>	If you are required to complete the <b>28% Rate Gain Worksheet</b> (see instructions), enter the amount, if any, from line 7 of that worksheet . . . . .	<b>18</b>	<span style="color: red;">■</span>
<b>19</b>	If you are required to complete the <b>Unrecaptured Section 1250 Gain Worksheet</b> (see instructions), enter the amount, if any, from line 18 of that worksheet . . . . .	<b>19</b>	<span style="color: red;">■</span>
<b>20</b>	Are lines 18 and 19 both zero or blank and you are not filing Form 4952? <input type="checkbox"/> <b>Yes.</b> Complete the <b>Qualified Dividends and Capital Gain Tax Worksheet</b> in the instructions for Form 1040, line 16. <b>Don't</b> complete lines 21 and 22 below.  <input type="checkbox"/> <b>No.</b> Complete the <b>Schedule D Tax Worksheet</b> in the instructions. <b>Don't</b> complete lines 21 and 22 below.		
<b>21</b>	If line 16 is a loss, enter here and on Form 1040, 1040-SR, or 1040-NR, line 7, the <b>smaller</b> of: <ul style="list-style-type: none"> <li>• The loss on line 16; or</li> <li>• (\$3,000), or if married filing separately, (\$1,500) } . . . . .</li> </ul>	<b>21</b>	( <span style="color: red;">■</span> )
	<b>Note:</b> When figuring which amount is smaller, treat both amounts as positive numbers.		
<b>22</b>	Do you have qualified dividends on Form 1040, 1040-SR, or 1040-NR, line 3a? <input type="checkbox"/> <b>Yes.</b> Complete the <b>Qualified Dividends and Capital Gain Tax Worksheet</b> in the instructions for Form 1040, line 16.  <input type="checkbox"/> <b>No.</b> Complete the rest of Form 1040, 1040-SR, or 1040-NR.		



**SCHEDULE E**  
**(Form 1040)**

Department of the Treasury  
Internal Revenue Service

Name(s) shown on return

**Supplemental Income and Loss**

(From rental real estate, royalties, partnerships, S corporations, estates, trusts, REMICs, etc.)

Attach to Form 1040, 1040-SR, 1040-NR, or 1041.

Go to [www.irs.gov/ScheduleE](http://www.irs.gov/ScheduleE) for instructions and the latest information.

OMB No. 1545-0074

**2022**

Attachment  
Sequence No. **13**

Your social security number

**Part I** **Income or Loss From Rental Real Estate and Royalties**

**Note:** If you are in the business of renting personal property, use **Schedule C**. See instructions. If you are an individual, report farm rental income or loss from **Form 4835** on page 2, line 40.

- A** Did you make any payments in 2022 that would require you to file Form(s) 1099? See instructions . . . . .  Yes  No  
**B** If "Yes," did you or will you file required Form(s) 1099? . . . . .  Yes  No

**1a** Physical address of each property (street, city, state, ZIP code)

<b>A</b>	<b>number of rentals</b>	
<b>B</b>	<b>number of royalties</b>	
<b>C</b>		

<b>1b</b> Type of Property (from list below)	<b>2</b> For each rental real estate property listed above, report the number of fair rental and personal use days. Check the QJV box only if you meet the requirements to file as a qualified joint venture. See instructions.		<b>Fair Rental Days</b>	<b>Personal Use Days</b>	<b>QJV</b>
<b>A</b>					<input type="checkbox"/>
<b>B</b>					<input type="checkbox"/>
<b>C</b>					<input type="checkbox"/>

**Type of Property:**

- 1 Single Family Residence      3 Vacation/Short-Term Rental      5 Land      7 Self-Rental  
 2 Multi-Family Residence      4 Commercial      6 Royalties      8 Other (describe) \_\_\_\_\_

<b>Income:</b>	<b>Properties:</b>		
	<b>RENTAL</b>	<b>ROYALTIES</b>	<b>TOTAL</b>
<b>3</b> Rents received . . . . .	<b>3</b>		
<b>4</b> Royalties received . . . . .	<b>4</b>		
<b>Expenses:</b>			
<b>5</b> Advertising . . . . .	<b>5</b>		
<b>6</b> Auto and travel (see instructions) . . . . .	<b>6</b>		
<b>7</b> Cleaning and maintenance . . . . .	<b>7</b>		
<b>8</b> Commissions . . . . .	<b>8</b>		
<b>9</b> Insurance . . . . .	<b>9</b>		
<b>10</b> Legal and other professional fees . . . . .	<b>10</b>		
<b>11</b> Management fees . . . . .	<b>11</b>		
<b>12</b> Mortgage interest paid to banks, etc. (see instructions)	<b>12</b>		
<b>13</b> Other interest . . . . .	<b>13</b>		
<b>14</b> Repairs . . . . .	<b>14</b>		
<b>15</b> Supplies . . . . .	<b>15</b>		
<b>16</b> Taxes . . . . .	<b>16</b>		
<b>17</b> Utilities . . . . .	<b>17</b>		
<b>18</b> Depreciation expense or depletion . . . . .	<b>18</b>		
<b>19</b> Other (list) _____	<b>19</b>		
<b>20</b> Total expenses. Add lines 5 through 19 . . . . .	<b>20</b>		
<b>21</b> Subtract line 20 from line 3 (rents) and/or 4 (royalties). If result is a (loss), see instructions to find out if you must file <b>Form 6198</b> . . . . .	<b>21</b>		
<b>22</b> Deductible rental real estate loss after limitation, if any, on <b>Form 8582</b> (see instructions) . . . . .	<b>22</b>		
<b>23a</b> Total of all amounts reported on line 3 for all rental properties . . . . .	<b>23a</b>		
<b>b</b> Total of all amounts reported on line 4 for all royalty properties . . . . .	<b>23b</b>		
<b>c</b> Total of all amounts reported on line 12 for all properties . . . . .	<b>23c</b>		
<b>d</b> Total of all amounts reported on line 18 for all properties . . . . .	<b>23d</b>		
<b>e</b> Total of all amounts reported on line 20 for all properties . . . . .	<b>23e</b>		
<b>24</b> <b>Income.</b> Add positive amounts shown on line 21. <b>Do not</b> include any losses . . . . .	<b>24</b>		
<b>25</b> <b>Losses.</b> Add royalty losses from line 21 and rental real estate losses from line 22. Enter total losses here . . . . .	<b>25</b>		
<b>26</b> <b>Total rental real estate and royalty income or (loss).</b> Combine lines 24 and 25. Enter the result here. If Parts II, III, IV, and line 40 on page 2 do not apply to you, also enter this amount on Schedule 1 (Form 1040), line 5. Otherwise, include this amount in the total on line 41 on page 2 . . . . .	<b>26</b>		

Name(s) shown on return. Do not enter name and social security number if shown on other side.

Your social security number

**Caution:** The IRS compares amounts reported on your tax return with amounts shown on Schedule(s) K-1.

**Part II Income or Loss From Partnerships and S Corporations**

**Note:** If you report a loss, receive a distribution, dispose of stock, or receive a loan repayment from an S corporation, you **must** check the box in column (e) on line 28 and attach the required basis computation. If you report a loss from an at-risk activity for which **any** amount is **not** at risk, you **must** check the box in column (f) on line 28 and attach **Form 6198**. See instructions.

27 Are you reporting any loss not allowed in a prior year due to the at-risk or basis limitations, a prior year unallowed loss from a passive activity (if that loss was not reported on Form 8582), or unreimbursed partnership expenses? If you answered "Yes," see instructions before completing this section . . . . .  Yes  No

28	(a) Name	(b) Enter P for partnership; S for S corporation	(c) Check if foreign partnership	(d) Employer identification number	(e) Check if basis computation is required	(f) Check if any amount is not at risk
<b>A</b>	<b>number of partnerships</b>	<input checked="" type="checkbox"/>	<input checked="" type="checkbox"/>	<input checked="" type="checkbox"/>	<input type="checkbox"/>	<input checked="" type="checkbox"/>
<b>B</b>			<input type="checkbox"/>		<input type="checkbox"/>	<input type="checkbox"/>
<b>C</b>	<b>number of s-corps</b>	<input checked="" type="checkbox"/>	<input type="checkbox"/>	<input checked="" type="checkbox"/>	<input checked="" type="checkbox"/>	<input checked="" type="checkbox"/>
<b>D</b>			<input type="checkbox"/>		<input type="checkbox"/>	<input type="checkbox"/>

Passive Income and Loss		Nonpassive Income and Loss		
(g) Passive loss allowed (attach Form 8582 if required)	(h) Passive income from Schedule K-1	(i) Nonpassive loss allowed (see Schedule K-1)	(j) Section 179 expense deduction from Form 4562	(k) Nonpassive income from Schedule K-1
<b>A</b> partnerships	<input checked="" type="checkbox"/>	<input checked="" type="checkbox"/>	<input checked="" type="checkbox"/>	<input checked="" type="checkbox"/>
<b>B</b>				
<b>C</b> s-corporations	<input checked="" type="checkbox"/>	<input checked="" type="checkbox"/>	<input checked="" type="checkbox"/>	<input checked="" type="checkbox"/>
<b>D</b>				
<b>29a</b> Totals	<input checked="" type="checkbox"/>	<input checked="" type="checkbox"/>	<input checked="" type="checkbox"/>	<input checked="" type="checkbox"/>
<b>b</b> Totals	<input checked="" type="checkbox"/>	<input checked="" type="checkbox"/>	<input checked="" type="checkbox"/>	<input checked="" type="checkbox"/>
<b>30</b>	Add columns (h) and (k) of line 29a . . . . .			<b>30</b> <input checked="" type="checkbox"/>
<b>31</b>	Add columns (g), (i), and (j) of line 29b. . . . .			<b>31</b> ( <input checked="" type="checkbox"/> )
<b>32</b>	<b>Total partnership and S corporation income or (loss).</b> Combine lines 30 and 31 . . . . .			<b>32</b> <input checked="" type="checkbox"/>

**Part III Income or Loss From Estates and Trusts**

33	(a) Name	(b) Employer identification number
<b>A</b>		
<b>B</b>		

Passive Income and Loss		Nonpassive Income and Loss	
(c) Passive deduction or loss allowed (attach Form 8582 if required)	(d) Passive income from Schedule K-1	(e) Deduction or loss from Schedule K-1	(f) Other income from Schedule K-1
<b>A</b>			
<b>B</b>			
<b>34a</b> Totals	<input checked="" type="checkbox"/>	<input checked="" type="checkbox"/>	<input checked="" type="checkbox"/>
<b>b</b> Totals	<input checked="" type="checkbox"/>	<input checked="" type="checkbox"/>	<input checked="" type="checkbox"/>
<b>35</b>	Add columns (d) and (f) of line 34a . . . . .		<b>35</b> <input checked="" type="checkbox"/>
<b>36</b>	Add columns (c) and (e) of line 34b . . . . .		<b>36</b> ( <input checked="" type="checkbox"/> )
<b>37</b>	<b>Total estate and trust income or (loss).</b> Combine lines 35 and 36 . . . . .		<b>37</b> <input checked="" type="checkbox"/>

**Part IV Income or Loss From Real Estate Mortgage Investment Conduits (REMICs) – Residual Holder**

38	(a) Name	(b) Employer identification number	(c) Excess inclusion from Schedules Q, line 2c (see instructions)	(d) Taxable income (net loss) from Schedules Q, line 1b	(e) Income from Schedules Q, line 3b
<b>39</b>	Combine columns (d) and (e) only. Enter the result here and include in the total on line 41 below . . . . .				<b>39</b> <input checked="" type="checkbox"/>

**Part V Summary**

<b>40</b>	Net farm rental income or (loss) from Form 4835. Also, complete line 42 below . . . . .	<b>40</b>	<input checked="" type="checkbox"/>
<b>41</b>	<b>Total income or (loss).</b> Combine lines 26, 32, 37, 39, and 40. Enter the result here and on Schedule 1 (Form 1040), line 5 . . . . .	<b>41</b>	<input checked="" type="checkbox"/>
<b>42</b>	<b>Reconciliation of farming and fishing income.</b> Enter your gross farming and fishing income reported on Form 4835, line 7; Schedule K-1 (Form 1065), box 14, code B; Schedule K-1 (Form 1120-S), box 17, code AD; and Schedule K-1 (Form 1041), box 14, code F. See instructions . . . . .	<b>42</b>	<input checked="" type="checkbox"/>
<b>43</b>	<b>Reconciliation for real estate professionals.</b> If you were a real estate professional (see instructions), enter the net income or (loss) you reported anywhere on Form 1040, Form 1040-SR, or Form 1040-NR from all rental real estate activities in which you materially participated under the passive activity loss rules . . . . .	<b>43</b>	<input checked="" type="checkbox"/>

**SCHEDULE EIC  
(Form 1040)**

Department of the Treasury  
Internal Revenue Service

Name(s) shown on return

**Earned Income Credit**  
Qualifying Child Information

**Complete and attach to Form 1040 or 1040-SR only if you have a qualifying child.**  
Go to [www.irs.gov/ScheduleEIC](http://www.irs.gov/ScheduleEIC) for the latest information.

OMB No. 1545-0074

**2022**

Attachment  
Sequence No. **43**

Your social security number

If you are separated from your spouse, filing a separate return, and meet the requirements to claim the EIC (see instructions), check here

**Before you begin:**

- See the instructions for Form 1040, line 27, to make sure that (a) you can take the EIC, and (b) you have a qualifying child.
- Be sure the child's name on line 1 and social security number (SSN) on line 2 agree with the child's social security card. Otherwise, at the time we process your return, we may reduce your EIC. If the name or SSN on the child's social security card is not correct, call the Social Security Administration at 800-772-1213.
- If you have a child who meets the conditions to be your qualifying child for purposes of claiming the EIC, but that child doesn't have an SSN as defined in the instructions for Form 1040, line 27, see the instructions.



- You can't claim the EIC for a child who didn't live with you for more than half of the year.
- If your child doesn't have an SSN as defined in the instructions for Form 1040, line 27, see the instructions.
- If you take the EIC even though you are not eligible, you may not be allowed to take the credit for up to 10 years. See the instructions for details.
- It will take us longer to process your return and issue your refund if you do not fill in all lines that apply for each qualifying child.

**Qualifying Child Information**

**Child 1**

**Child 2**

**Child 3**

	First name	Last name	First name	Last name	First name	Last name
<b>1 Child's name</b> If you have more than three qualifying children, you have to list only three to get the maximum credit.						
<b>2 Child's SSN</b> The child must have an SSN as defined in the instructions for Form 1040, line 27, unless the child was born and died in 2022 or you are claiming the self-only EIC (see instructions). If your child was born and died in 2022 and did not have an SSN, enter "Died" on this line and attach a copy of the child's birth certificate, death certificate, or hospital medical records showing a live birth.						
<b>3 Child's year of birth</b>	Year <input type="text"/>		Year <input type="text"/>		Year <input type="text"/>	
	<i>If born after 2003 and the child is younger than you (or your spouse, if filing jointly), skip lines 4a and 4b; go to line 5.</i>		<i>If born after 2003 and the child is younger than you (or your spouse, if filing jointly), skip lines 4a and 4b; go to line 5.</i>		<i>If born after 2003 and the child is younger than you (or your spouse, if filing jointly), skip lines 4a and 4b; go to line 5.</i>	
<b>4a</b> Was the child under age 24 at the end of 2022, a student, and younger than you (or your spouse, if filing jointly)?	<input type="checkbox"/> Yes. <input type="checkbox"/> No. <i>Go to line 5.</i>	<i>Go to line 4b.</i>	<input type="checkbox"/> Yes. <input type="checkbox"/> No. <i>Go to line 5.</i>	<i>Go to line 4b.</i>	<input type="checkbox"/> Yes. <input type="checkbox"/> No. <i>Go to line 5.</i>	<i>Go to line 4b.</i>
<b>b</b> Was the child permanently and totally disabled during any part of 2022?	<input type="checkbox"/> Yes. <input type="checkbox"/> No. <i>Go to line 5.</i>	The child is not a qualifying child.	<input type="checkbox"/> Yes. <input type="checkbox"/> No. <i>Go to line 5.</i>	The child is not a qualifying child.	<input type="checkbox"/> Yes. <input type="checkbox"/> No. <i>Go to line 5.</i>	The child is not a qualifying child.
<b>5 Child's relationship to you</b> (for example, son, daughter, grandchild, niece, nephew, eligible foster child, etc.)						
<b>6 Number of months child lived with you in the United States during 2022</b> • If the child lived with you for more than half of 2022 but less than 7 months, enter "7." • If the child was born or died in 2022 and your home was the child's home for more than half the time he or she was alive during 2022, enter "12."	<input type="text"/> months <i>Do not enter more than 12 months.</i>		<input type="text"/> months <i>Do not enter more than 12 months.</i>		<input type="text"/> months <i>Do not enter more than 12 months.</i>	

For Paperwork Reduction Act Notice, see your tax return instructions.

Cat. No. 13339M

Schedule EIC (Form 1040) 2022

**SCHEDULE F  
(Form 1040)**

Department of the Treasury  
Internal Revenue Service

**Profit or Loss From Farming**

Attach to Form 1040, Form 1040-SR, Form 1040-NR, Form 1041, or Form 1065.  
Go to [www.irs.gov/ScheduleF](http://www.irs.gov/ScheduleF) for instructions and the latest information.

OMB No. 1545-0074

**2022**

Attachment  
Sequence No. **14**

Name of proprietor		sex of proprietor		Social security number (SSN)
A Principal crop or activity	B Enter code from Part IV			
		C Accounting method:		D Employer ID number (EIN) (see instr.)
		<input type="checkbox"/> Cash	<input type="checkbox"/> Accrual	
E Did you "materially participate" in the operation of this business during 2022? If "No," see instructions for limit on passive loss				<input type="checkbox"/> Yes <input type="checkbox"/> No
F Did you make any payments in 2022 that would require you to file Form(s) 1099? See instructions				<input type="checkbox"/> Yes <input type="checkbox"/> No
G If "Yes," did you or will you file required Form(s) 1099?				<input type="checkbox"/> Yes <input type="checkbox"/> No

**Part I Farm Income—Cash Method.** Complete Parts I and II. (Accrual method. Complete Parts II and III, and Part I, line 9.)

1a Sales of purchased livestock and other resale items (see instructions)	1a			
b Cost or other basis of purchased livestock or other items reported on line 1a	1b			
c Subtract line 1b from line 1a			1c	
2 Sales of livestock, produce, grains, and other products you raised			2	
3a Cooperative distributions (Form(s) 1099-PATR)	3a			
		3b Taxable amount		3b
4a Agricultural program payments (see instructions)	4a			4b
		4b Taxable amount		
5a Commodity Credit Corporation (CCC) loans reported under election	5a			5a
b CCC loans forfeited	5b			5c
		5c Taxable amount		
6 Crop insurance proceeds and federal crop disaster payments (see instructions):				
a Amount received in 2022	6a			6b
		6b Taxable amount		
c If election to defer to 2023 is attached, check here <input type="checkbox"/>		6d Amount deferred from 2021		6d
7 Custom hire (machine work) income				7
8 Other income, including federal and state gasoline or fuel tax credit or refund (see instructions)				8
9 <b>Gross income.</b> Add amounts in the right column (lines 1c, 2, 3b, 4b, 5a, 5c, 6b, 6d, 7, and 8). If you use the accrual method, enter the amount from Part III, line 50. See instructions				9

**Part II Farm Expenses—Cash and Accrual Method.** Do not include personal or living expenses. See instructions.

10 Car and truck expenses (see instructions). Also attach <b>Form 4562</b>	10				
11 Chemicals	11				
12 Conservation expenses (see instructions)	12				
13 Custom hire (machine work)	13				
14 Depreciation and section 179 expense (see instructions)	14				
15 Employee benefit programs other than on line 23	15				
16 Feed	16				
17 Fertilizers and lime	17				
18 Freight and trucking	18				
19 Gasoline, fuel, and oil	19				
20 Insurance (other than health)	20				
21 Interest (see instructions):					
a Mortgage (paid to banks, etc.)	21a				
b Other	21b				
22 Labor hired (less employment credits)	22				
23 Pension and profit-sharing plans	23				
24 Rent or lease (see instructions):					
a Vehicles, machinery, equipment	24a				
b Other (land, animals, etc.)	24b				
25 Repairs and maintenance	25				
26 Seeds and plants	26				
27 Storage and warehousing	27				
28 Supplies	28				
29 Taxes	29				
30 Utilities	30				
31 Veterinary, breeding, and medicine	31				
32 Other expenses (specify):					
a	32a				
b	32b				
c	32c				
d	32d				
e	32e				
f **total of all unmarked expenses				32f	
33 <b>Total expenses.</b> Add lines 10 through 32f. If line 32f is negative, see instructions				33	
34 <b>Net farm profit or (loss).</b> Subtract line 33 from line 9 <b>Nondeductible Loss (+)/Suspended Carryover (-)</b>				34	
If a profit, stop here and see instructions for where to report. If a loss, complete line 36.					
35 Reserved for future use.					
36 Check the box that describes your investment in this activity and see instructions for where to report your loss:					
a <input type="checkbox"/> All investment is at risk.		b <input type="checkbox"/> Some investment is not at risk.			

For Paperwork Reduction Act Notice, see the separate instructions.

Cat. No. 11346H

Schedule F (Form 1040) 2022

**Nondeductible Loss (+)/Suspended Carryover (-)**

**Part III Farm Income—Accrual Method** (see instructions)

<b>37</b>	Sales of livestock, produce, grains, and other products (see instructions)		<b>37</b>	
<b>38a</b>	Cooperative distributions (Form(s) 1099-PATR)	<b>38a</b>		<b>38b</b> Taxable amount
<b>39a</b>	Agricultural program payments	<b>39a</b>		<b>39b</b> Taxable amount
<b>40</b>	Commodity Credit Corporation (CCC) loans:			
<b>a</b>	CCC loans reported under election		<b>40a</b>	
<b>b</b>	CCC loans forfeited	<b>40b</b>		<b>40c</b> Taxable amount
<b>41</b>	Crop insurance proceeds		<b>41</b>	
<b>42</b>	Custom hire (machine work) income		<b>42</b>	
<b>43</b>	Other income (see instructions)		<b>43</b>	
<b>44</b>	Add amounts in the right column for lines 37 through 43 (lines 37, 38b, 39b, 40a, 40c, 41, 42, and 43)		<b>44</b>	
<b>45</b>	Inventory of livestock, produce, grains, and other products at beginning of the year. Do not include sales reported on Form 4797	<b>45</b>		
<b>46</b>	Cost of livestock, produce, grains, and other products purchased during the year	<b>46</b>		
<b>47</b>	Add lines 45 and 46	<b>47</b>		
<b>48</b>	Inventory of livestock, produce, grains, and other products at end of year	<b>48</b>		
<b>49</b>	Cost of livestock, produce, grains, and other products sold. Subtract line 48 from line 47*		<b>49</b>	
<b>50</b>	<b>Gross income.</b> Subtract line 49 from line 44. Enter the result here and on Part I, line 9		<b>50</b>	

\* If you use the unit-livestock-price method or the farm-price method of valuing inventory and the amount on line 48 is larger than the amount on line 47, subtract line 47 from line 48. Enter the result on line 49. Add lines 44 and 49. Enter the total on line 50 and on Part I, line 9.

**Part IV Principal Agricultural Activity Codes**



*Do not file Schedule F (Form 1040) to report the following.*

- Income from providing agricultural services such as soil preparation, veterinary, farm labor, horticultural services if your principal source of income is from providing such services. Instead, see instructions for Schedule C (Form 1040).
- Income from breeding, raising, or caring for dogs, cats, or other pet animals. Instead, see instructions for Schedule C (Form 1040).
- Income from managing a farm for a fee or on a contract basis. Instead, see instructions for Schedule C (Form 1040).
- Sales of livestock held for draft, breeding, sport, or dairy purposes. Instead, see instructions for Form 4797.

These codes for the Principal Agricultural Activity classify farms by their primary activity to facilitate the administration of the Internal Revenue Code. These six-digit codes are based on the North American Industry Classification System (NAICS).

Select the code that best identifies your primary farming activity and enter the six-digit number on line B.

**Crop Production**

- 111100 Oilseed and grain farming
- 111210 Vegetable and melon farming

- 111300 Fruit and tree nut farming
- 111400 Greenhouse, nursery, and floriculture production
- 111900 Other crop farming

**Animal Production**

- 112111 Beef cattle ranching and farming
- 112112 Cattle feedlots
- 112120 Dairy cattle and milk production
- 112210 Hog and pig farming
- 112300 Poultry and egg production
- 112400 Sheep and goat farming
- 112510 Aquaculture
- 112900 Other animal production

**Forestry and Logging**

- 113000 Forestry and logging (including forest nurseries and timber tracts)
- 113110 Timber tract operations
- 113210 Forest nurseries and gathering of forest products
- 113310 Logging

**SCHEDULE H  
(Form 1040)**

Department of the Treasury  
Internal Revenue Service

**Household Employment Taxes**

(For Social Security, Medicare, Withheld Income, and Federal Unemployment (FUTA) Taxes)

**Attach to Form 1040, 1040-SR, 1040-NR, 1040-SS, or 1041.**

**Go to [www.irs.gov/ScheduleH](http://www.irs.gov/ScheduleH) for instructions and the latest information.**

OMB No. 1545-0074

**2022**

Attachment  
Sequence No. **44**

Name of employer

Social security number

Employer identification number

Calendar year taxpayers having no household employees in 2022 don't have to complete this form for 2022.

- A** Did you pay **any one** household employee cash wages of \$2,400 or more in 2022? (If any household employee was your spouse, your child under age 21, your parent, or anyone under age 18, see the line A instructions before you answer this question.)
  - Yes.** Skip lines B and C and go to line 1a.
  - No.** Go to line B.
- B** Did you withhold federal income tax during 2022 for any household employee?
  - Yes.** Skip line C and go to line 7.
  - No.** Go to line C.
- C** Did you pay **total** cash wages of \$1,000 or more in **any** calendar **quarter** of 2021 or 2022 to **all** household employees? (**Don't** count cash wages paid in 2021 or 2022 to your spouse, your child under age 21, or your parent.)
  - No. Stop.** Don't file this schedule.
  - Yes.** Skip lines 1a-9 and go to line 10.

**Part I Social Security, Medicare, and Federal Income Taxes**

<b>1a</b>	Total cash wages subject to social security tax	<b>1a</b>		
<b>b</b>	Qualified sick and family leave wages paid in 2022 for leave taken after March 31, 2020, and before April 1, 2021, included on line 1a	<b>1b</b>		
<b>2a</b>	Social security tax. Multiply line 1a by 12.4% (0.124)	<b>2a</b>		
<b>b</b>	Employer share of social security tax on qualified sick and family leave wages paid in 2022 for leave taken after March 31, 2020, and before April 1, 2021. Multiply line 1b by 6.2% (0.062)	<b>2b</b>		
<b>c</b>	Total social security tax. Subtract line 2b from line 2a	<b>2c</b>		
<b>3</b>	Total cash wages subject to Medicare tax	<b>3</b>		
<b>4</b>	Medicare tax. Multiply line 3 by 2.9% (0.029)	<b>4</b>		
<b>5</b>	Total cash wages subject to Additional Medicare Tax withholding	<b>5</b>		
<b>6</b>	Additional Medicare Tax withholding. Multiply line 5 by 0.9% (0.009)	<b>6</b>		
<b>7</b>	Federal income tax withheld, if any	<b>7</b>		
<b>8a</b>	Total social security, Medicare, and federal income taxes. Add lines 2c, 4, 6, and 7.	<b>8a</b>		
<b>b</b>	Nonrefundable portion of credit for qualified sick and family leave wages for leave taken before April 1, 2021	<b>8b</b>		
<b>c</b>	Nonrefundable portion of credit for qualified sick and family leave wages for leave taken after March 31, 2021, and before October 1, 2021	<b>8c</b>		
<b>d</b>	Total social security, Medicare, and federal income taxes after nonrefundable credits. Add lines 8b and 8c and then subtract that total from line 8a	<b>8d</b>		
<b>e</b>	Refundable portion of credit for qualified sick and family leave wages for leave taken before April 1, 2021	<b>8e</b>		
<b>f</b>	Refundable portion of credit for qualified sick and family leave wages for leave taken after March 31, 2021, and before October 1, 2021	<b>8f</b>		
<b>g</b>	Qualified sick leave wages for leave taken before April 1, 2021	<b>8g</b>		
<b>h</b>	Qualified health plan expenses allocable to qualified sick leave wages reported on line 8g	<b>8h</b>		
<b>i</b>	Qualified family leave wages for leave taken before April 1, 2021	<b>8i</b>		
<b>j</b>	Qualified health plan expenses allocable to qualified family leave wages reported on line 8i	<b>8j</b>		
<b>k</b>	Qualified sick leave wages for leave taken after March 31, 2021, and before October 1, 2021	<b>8k</b>		
<b>l</b>	Qualified health plan expenses allocable to qualified sick leave wages reported on line 8k	<b>8l</b>		
<b>m</b>	Qualified family leave wages for leave taken after March 31, 2021, and before October 1, 2021	<b>8m</b>		
<b>n</b>	Qualified health plan expenses allocable to qualified family leave wages reported on line 8m	<b>8n</b>		
<b>9</b>	Did you pay <b>total</b> cash wages of \$1,000 or more in <b>any</b> calendar <b>quarter</b> of 2021 or 2022 to <b>all</b> household employees? ( <b>Don't</b> count cash wages paid in 2021 or 2022 to your spouse, your child under age 21, or your parent.) <ul style="list-style-type: none"> <li><input type="checkbox"/> <b>No. Stop.</b> Include the amount from line 8d above on Schedule 2 (Form 1040), line 9. Include the amounts, if any, from line 8e on Schedule 3 (Form 1040), line 13b, and line 8f on Schedule 3 (Form 1040), line 13h. If you're not required to file Form 1040, see the line 9 instructions.</li> <li><input type="checkbox"/> <b>Yes.</b> Go to line 10.</li> </ul>			

For Privacy Act and Paperwork Reduction Act Notice, see the instructions.

Cat. No. 12187K

Schedule H (Form 1040) 2022



**Part II Federal Unemployment (FUTA) Tax**

	Yes	No
<b>10</b> Did you pay unemployment contributions to only one state? If you paid contributions to a credit reduction state, see instructions and check "No" . . . . .		<input checked="" type="checkbox"/>
<b>11</b> Did you pay all state unemployment contributions for 2022 by April 18, 2023? Fiscal year filers, see instructions . . . . .		<input type="checkbox"/>
<b>12</b> Were all wages that are taxable for FUTA tax also taxable for your state's unemployment tax? . . . . .		<input type="checkbox"/>

**Next:** If you checked the "Yes" box on **all** the lines above, complete Section A.  
 If you checked the "No" box on **any** of the lines above, skip Section A and complete Section B.

**Section A**

<b>13</b> Name of the state where you paid unemployment contributions . . . . .		
<b>14</b> Contributions paid to your state unemployment fund . . . . .	<b>14</b>	<input checked="" type="checkbox"/>
<b>15</b> Total cash wages subject to FUTA tax . . . . .	<b>15</b>	<input checked="" type="checkbox"/>
<b>16</b> <b>FUTA tax.</b> Multiply line 15 by 0.6% (0.006). Enter the result here, skip Section B, and go to line 25 . . . . .	<b>16</b>	<input checked="" type="checkbox"/>

**Section B**

**17** Complete all columns below that apply (if you need more space, see instructions):

(a) Name of state	(b) Taxable wages (as defined in state act)	(c) State experience rate period		(d) State experience rate	(e) Multiply col. (b) by 0.054	(f) Multiply col. (b) by col. (d)	(g) Subtract col. (f) from col. (e). If zero or less, enter -0-.	(h) Contributions paid to state unemployment fund
		From	To					
<b>18</b> Totals . . . . .					<b>18</b>			<input checked="" type="checkbox"/>
<b>19</b> Add columns (g) and (h) of line 18 . . . . .					<b>19</b>	<input checked="" type="checkbox"/>		
<b>20</b> Total cash wages subject to FUTA tax (see the line 15 instructions) . . . . .					<b>20</b>		<input checked="" type="checkbox"/>	
<b>21</b> Multiply line 20 by 6.0% (0.06) . . . . .					<b>21</b>		<input checked="" type="checkbox"/>	
<b>22</b> Multiply line 20 by 5.4% (0.054) . . . . .					<b>22</b>	<input checked="" type="checkbox"/>		
<b>23</b> Enter the <b>smaller</b> of line 19 or line 22. (If you paid state unemployment contributions late or you're in a credit reduction state, see instructions and check here) . . . . . <input type="checkbox"/>					<b>23</b>		<input checked="" type="checkbox"/>	
<b>24</b> <b>FUTA tax.</b> Subtract line 23 from line 21. Enter the result here and go to line 25 . . . . .					<b>24</b>		<input checked="" type="checkbox"/>	

**Part III Total Household Employment Taxes**

<b>25</b> Enter the amount from line 8d. If you checked the "Yes" box on line C of page 1, enter -0- . . . . .	<b>25</b>	<input checked="" type="checkbox"/>
<b>26</b> Add line 16 (or line 24) and line 25 . . . . .	<b>26</b>	<input checked="" type="checkbox"/>
<b>27</b> Are you required to file Form 1040? <input type="checkbox"/> <b>Yes. Stop.</b> Include the amount from line 26 above on Schedule 2 (Form 1040), line 9. Include the amounts, if any, from line 8e on Schedule 3 (Form 1040), line 13b, and line 8f on Schedule 3 (Form 1040), line 13h. <b>Don't</b> complete Part IV below. <input type="checkbox"/> <b>No.</b> You may have to complete Part IV. See instructions for details.		

**Part IV Address and Signature — Complete this part only if required. See the line 27 instructions.**

Address (number and street) or P.O. box if mail isn't delivered to street address \_\_\_\_\_ Apt., room, or suite no. \_\_\_\_\_

City, town or post office, state, and ZIP code \_\_\_\_\_

Under penalties of perjury, I declare that I have examined this schedule, including accompanying statements, and to the best of my knowledge and belief, it is true, correct, and complete. No part of any payment made to a state unemployment fund claimed as a credit was, or is to be, deducted from the payments to employees. Declaration of preparer (other than taxpayer) is based on all information of which preparer has any knowledge.

Employer's signature _____		Date _____	
<b>Paid Preparer Use Only</b>	Print/Type preparer's name _____	Preparer's signature _____	Date _____
	Firm's name _____	Firm's EIN _____	
	Firm's address _____	Phone no. _____	

**SCHEDULE J  
(Form 1040)**

Department of the Treasury  
Internal Revenue Service

**Income Averaging for  
Farmers and Fishermen**

Attach to Form 1040, 1040-SR, or 1040-NR.

Go to [www.irs.gov/ScheduleJ](http://www.irs.gov/ScheduleJ) for instructions and the latest information.

OMB No. 1545-0074

**2022**  
Attachment  
Sequence No. **20**

Name(s) shown on return

Social security number (SSN)

<b>1</b>	Enter the taxable income from your <b>2022</b> Form 1040, 1040-SR, or 1040-NR, line 15 . . . . .	<b>1</b>	
<b>2a</b>	Enter your <b>elected farm income</b> (see instructions). <b>Do not</b> enter more than the amount on line 1 . . . . .	<b>2a</b>	█
<b>Capital gain included on line 2a:</b>			
<b>b</b>	Excess, if any, of net long-term capital gain over net short-term capital loss . . . . .	<b>2b</b>	█
<b>c</b>	Unrecaptured section 1250 gain . . . . .	<b>2c</b>	
<b>3</b>	Subtract line 2a from line 1 . . . . .	<b>3</b>	█
<b>4</b>	Figure the tax on the amount on line 3 using the <b>2022</b> tax rates (see instructions) . . . . .	<b>4</b>	█
<b>5</b>	If you used Schedule J to figure your tax for: • 2021, enter the amount from your 2021 Schedule J, line 11. • 2020 but not 2021, enter the amount from your 2020 Schedule J, line 15. • 2019 but not 2020 or 2021, enter the amount from your 2019 Schedule J, line 3. Otherwise, enter the taxable income from your <b>2019</b> Form 1040, line 11b; Form 1040-NR, line 41; or Form 1040-NR-EZ, line 14. If zero or less, see instructions.	<b>5</b>	
<b>6</b>	Divide the amount on <b>line 2a</b> by 3.0 . . . . .	<b>6</b>	
<b>7</b>	Combine lines 5 and 6. If zero or less, enter -0- . . . . .	<b>7</b>	
<b>8</b>	Figure the tax on the amount on line 7 using the <b>2019</b> tax rates (see instructions) . . . . .	<b>8</b>	█
<b>9</b>	If you used Schedule J to figure your tax for: • 2021, enter the amount from your 2021 Schedule J, line 15. • 2020 but not 2021, enter the amount from your 2020 Schedule J, line 3. Otherwise, enter the taxable income from your <b>2020</b> Form 1040, 1040-SR, or 1040-NR, line 15. If zero or less, see instructions.	<b>9</b>	
<b>10</b>	Enter the amount from line 6 . . . . .	<b>10</b>	
<b>11</b>	Combine lines 9 and 10. If less than zero, enter as a negative amount . . . . .	<b>11</b>	
<b>12</b>	Figure the tax on the amount on line 11 using the <b>2020</b> tax rates (see instructions) . . . . .	<b>12</b>	█
<b>13</b>	If you used Schedule J to figure your tax for 2021, enter the amount from your 2021 Schedule J, line 3. Otherwise, enter the taxable income from your <b>2021</b> Form 1040, 1040-SR, or 1040-NR, line 15. If zero or less, see instructions . . . . .	<b>13</b>	
<b>14</b>	Enter the amount from line 6 . . . . .	<b>14</b>	
<b>15</b>	Combine lines 13 and 14. If less than zero, enter as a negative amount . . . . .	<b>15</b>	
<b>16</b>	Figure the tax on the amount on line 15 using the <b>2021</b> tax rates (see instructions) . . . . .	<b>16</b>	█
<b>17</b>	Add lines 4, 8, 12, and 16 . . . . .	<b>17</b>	█

For Paperwork Reduction Act Notice, see your tax return instructions.

Cat. No. 25513Y

Schedule J (Form 1040) 2022



<b>18</b>	Amount from line 17 . . . . .		<b>18</b>	
<b>19</b>	If you used Schedule J to figure your tax for: <ul style="list-style-type: none"> <li>• 2021, enter the amount from your 2021 Schedule J, line 12.</li> <li>• 2020 but not 2021, enter the amount from your 2020 Schedule J, line 16.</li> <li>• 2019 but not 2020 or 2021, enter the amount from your 2019 Schedule J, line 4.</li> </ul> Otherwise, enter the tax from your <b>2019</b> Form 1040, line 12a; Form 1040-NR, line 42;* or Form 1040-NR-EZ, line 15.	<b>19</b>		
<b>20</b>	If you used Schedule J to figure your tax for: <ul style="list-style-type: none"> <li>• 2021, enter the amount from your 2021 Schedule J, line 16.</li> <li>• 2020 but not 2021, enter the amount from your 2020 Schedule J, line 4.</li> </ul> Otherwise, enter the tax from your <b>2020</b> Form 1040, 1040-SR, or 1040-NR, line 16.	<b>20</b>		
<b>21</b>	If you used Schedule J to figure your tax for 2021, enter the amount from your 2021 Schedule J, line 4. Otherwise, enter the tax from your <b>2021</b> Form 1040, 1040-SR, or 1040-NR,* line 16 . . . . .	<b>21</b>		
	* <b>Only</b> include tax reported on this line that is imposed by section 1 of the Internal Revenue Code (see instructions).			
<b>22</b>	Add lines 19 through 21 . . . . .		<b>22</b>	
<b>23</b>	<b>Tax.</b> Subtract line 22 from line 18. Also include this amount on Form 1040, 1040-SR, or 1040-NR, line 16 . . . . . <p><b>Caution:</b> Your tax may be less if you figure it using the 2022 Tax Table, Tax Computation Worksheet, Qualified Dividends and Capital Gain Tax Worksheet, or Schedule D Tax Worksheet. Attach Schedule J only if you are using it to figure your tax.</p>		<b>23</b>	

# Credit for the Elderly or the Disabled

Department of the Treasury  
Internal Revenue Service

Attach to Form 1040 or 1040-SR.  
Go to [www.irs.gov/ScheduleR](http://www.irs.gov/ScheduleR) for instructions and the latest information.

Attachment  
Sequence No. 16

Name(s) shown on return

Your social security number

You may be able to take this credit and reduce your tax if by the end of 2022:

- You were age 65 or older **or**
- You were under age 65, you retired on **permanent and total** disability, and you received taxable disability income.

But you must also meet other tests. See instructions.

**TIP** In most cases, the IRS can figure the credit for you. See instructions.

## Part I Check the Box for Your Filing Status and Age

If your filing status is: **And by the end of 2022:** **Check only one box:**

- |   |  |                                       |
|---|--|---------------------------------------|
| Single,<br>Head of household, or<br>Qualifying surviving spouse | 1 You were 65 or older . . . . .   | 1 <input checked="" type="checkbox"/> |
| Married filing jointly  | 2 You were under 65 and you retired on permanent and total disability . . . . .  | 2 <input type="checkbox"/>            |
|   | 3 Both spouses were 65 or older . . . . .  | 3 <input type="checkbox"/>            |
|   | 4 Both spouses were under 65, but only one spouse retired on permanent and total disability . . . . .                              | 4 <input type="checkbox"/>            |
| Married filing separately                                       | 5 Both spouses were under 65, and both retired on permanent and total disability . . . . .   | 5 <input type="checkbox"/>            |
|   | 6 One spouse was 65 or older, and the other spouse was under 65 and retired on permanent and total disability . . . . .            | 6 <input type="checkbox"/>            |
|   | 7 One spouse was 65 or older, and the other spouse was under 65 and <b>not</b> retired on permanent and total disability . . . . . | 7 <input type="checkbox"/>            |
| Married filing separately                                       | 8 You were 65 or older and you lived apart from your spouse for all of 2022 . . . . .  | 8 <input type="checkbox"/>            |
|   | 9 You were under 65, you retired on permanent and total disability, and you lived apart from your spouse for all of 2022 . . . . . | 9 <input type="checkbox"/>            |

**Did you check box 1, 3, 7, or 8?**  **Yes.** Skip Part II and complete Part III on the back.  
 **No.** Complete Parts II and III.

## Part II Statement of Permanent and Total Disability (Complete **only** if you checked box 2, 4, 5, 6, or 9 above.)

- If:** 1 You filed a physician's statement for this disability for 1983 or an earlier year, or you filed or got a statement for tax years after 1983 and your physician signed line B on the statement, **and**
- 2 Due to your continued disabled condition, you were unable to engage in any substantial gainful activity in 2022, check this box
- If you checked this box, you don't have to get another statement for 2022.
  - If you **didn't** check this box, have your physician complete the statement in the instructions. You **must** keep the statement for your records.

**Part III Figure Your Credit**

<b>10</b>	<b>If you checked (in Part I):</b>	<b>Enter:</b>			
	Box 1, 2, 4, or 7 . . . . .	\$5,000	}		<b>10</b>
	Box 3, 5, or 6 . . . . .	\$7,500			
	Box 8 or 9 . . . . .	\$3,750			
	<b>Did you check box 2, 4, 5, 6, or 9 in Part I?</b>	<b>Yes.</b> You <b>must</b> complete line 11.			
		<b>No.</b> Enter the amount from line 10 on line 12 and go to line 13.			
<b>11</b>	<b>If you checked (in Part I):</b>				
	• Box 6, add \$5,000 to the taxable disability income of the spouse who was under age 65. Enter the total.		}		<b>11</b>
	• Box 2, 4, or 9, enter your taxable disability income.				
	• Box 5, add your taxable disability income to your spouse's taxable disability income. Enter the total.				
<b>TIP</b>	For more details on what to include on line 11, see Figure Your Credit in the instructions.				
<b>12</b>	If you completed line 11, enter the <b>smaller</b> of line 10 or line 11. <b>All others</b> , enter the amount from line 10 . . . . .				<b>12</b>
<b>13</b>	Enter the following pensions, annuities, or disability income that you (and your spouse if filing jointly) received in 2022.				
	<b>a</b> Nontaxable part of social security benefits and nontaxable part of railroad retirement benefits treated as social security (see instructions)	<b>13a</b>			
	<b>b</b> Nontaxable veterans' pensions and any other pension, annuity, or disability benefit that is excluded from income under any other provision of law (see instructions) . . . . .	<b>13b</b>			
	<b>c</b> Add lines 13a and 13b. (Even though these income items aren't taxable, they <b>must</b> be included here to figure your credit.) If you didn't receive any of the types of nontaxable income listed on line 13a or 13b, enter -0- on line 13c . . . . .	<b>13c</b>			
<b>14</b>	Enter the amount from Form 1040 or 1040-SR, line 11 . . . . .	<b>14</b>			
<b>15</b>	<b>If you checked (in Part I):</b>	<b>Enter:</b>			
	Box 1 or 2 . . . . .	\$7,500	}		<b>15</b>
	Box 3, 4, 5, 6, or 7 . . . . .	\$10,000			
	Box 8 or 9 . . . . .	\$5,000			
<b>16</b>	Subtract line 15 from line 14. If zero or less, enter -0- . . . . .	<b>16</b>			
<b>17</b>	Enter one-half of line 16 . . . . .	<b>17</b>			
<b>18</b>	Add lines 13c and 17 . . . . .	<b>18</b>			
<b>19</b>	Subtract line 18 from line 12. If zero or less, <b>stop</b> ; you <b>can't</b> take the credit. Otherwise, go to line 20. . . . .	<b>19</b>			
<b>20</b>	Multiply line 19 by 15% (0.15) . . . . .	<b>20</b>			
<b>21</b>	Tax liability limit. Enter the amount from the Credit Limit Worksheet in the instructions . . . . .	<b>21</b>			
<b>22</b>	<b>Credit for the elderly or the disabled.</b> Enter the <b>smaller</b> of line 20 or line 21. Also enter this amount on Schedule 3 (Form 1040), line 6d . . . . .	<b>22</b>			

**SCHEDULE SE  
(Form 1040)**

Department of the Treasury  
Internal Revenue Service

**Self-Employment Tax**

Go to [www.irs.gov/ScheduleSE](http://www.irs.gov/ScheduleSE) for instructions and the latest information.

Attach to Form 1040, 1040-SR, or 1040-NR.

OMB No. 1545-0074

**2022**  
Attachment  
Sequence No. **17**

Name of person with self-employment income (as shown on Form 1040, 1040-SR, or 1040-NR)

Social security number of person  
with self-employment income

**Part I Self-Employment Tax**

**Note:** If your only income subject to self-employment tax is **church employee income**, see instructions for how to report your income and the definition of church employee income.

**A** If you are a minister, member of a religious order, or Christian Science practitioner **and** you filed Form 4361, but you had \$400 or more of **other** net earnings from self-employment, check here and continue with Part I . . . . .

Skip lines 1a and 1b if you use the farm optional method in Part II. See instructions.

**1a** Net farm profit or (loss) from Schedule F, line 34, and farm partnerships, Schedule K-1 (Form 1065), box 14, code A . . . . . **1a** [Red box]

**b** If you received social security retirement or disability benefits, enter the amount of Conservation Reserve Program payments included on Schedule F, line 4b, or listed on Schedule K-1 (Form 1065), box 20, code AH . . . . . **1b** ( [Red box] )

Skip line 2 if you use the nonfarm optional method in Part II. See instructions.

**2** Net profit or (loss) from Schedule C, line 31; and Schedule K-1 (Form 1065), box 14, code A (other than farming). See instructions for other income to report or if you are a minister or member of a religious order . . . . . **2** [Red box]

**3** Combine lines 1a, 1b, and 2 . . . . . **3**

**4a** If line 3 is more than zero, multiply line 3 by 92.35% (0.9235). Otherwise, enter amount from line 3 . . . . . **4a** [Red box]  
**Note:** If line 4a is less than \$400 due to Conservation Reserve Program payments on line 1b, see instructions.

**b** If you elect one or both of the optional methods, enter the total of lines 15 and 17 here . . . . . **4b**

**c** Combine lines 4a and 4b. If less than \$400, **stop**; you don't owe self-employment tax. **Exception:** If less than \$400 and you had **church employee income**, enter -0- and continue . . . . . **4c** [Red box]

**5a** Enter your **church employee income** from Form W-2. See instructions for definition of church employee income . . . . . **5a** [Red box]

**b** Multiply line 5a by 92.35% (0.9235). If less than \$100, enter -0- . . . . . **5b**

**6** Add lines 4c and 5b . . . . . **6** [Red box]

**7** Maximum amount of combined wages and self-employment earnings subject to social security tax or the 6.2% portion of the 7.65% railroad retirement (tier 1) tax for 2022 . . . . . **7** 147,000

**8a** Total social security wages and tips (total of boxes 3 and 7 on Form(s) W-2) and railroad retirement (tier 1) compensation. If \$147,000 or more, skip lines 8b through 10, and go to line 11 . . . . . **8a** [Red box]

**b** Unreported tips subject to social security tax from Form 4137, line 10 . . . . . **8b**

**c** Wages subject to social security tax from Form 8919, line 10 . . . . . **8c**

**d** Add lines 8a, 8b, and 8c . . . . . **8d** [Red box]

**9** Subtract line 8d from line 7. If zero or less, enter -0- here and on line 10 and go to line 11 . . . . . **9**

**10** Multiply the **smaller** of line 6 or line 9 by 12.4% (0.124) . . . . . **10** [Red box]

**11** Multiply line 6 by 2.9% (0.029) . . . . . **11** [Red box]

**12** **Self-employment tax.** Add lines 10 and 11. Enter here and on **Schedule 2 (Form 1040), line 4** . . . . . **12** [Red box]

**13** **Deduction for one-half of self-employment tax.**  
Multiply line 12 by 50% (0.50). Enter here and on **Schedule 1 (Form 1040), line 15** . . . . . **13**

**Part II Optional Methods To Figure Net Earnings** (see instructions)

**Farm Optional Method.** You may use this method **only** if **(a)** your gross farm income<sup>1</sup> wasn't more than \$9,060, **or (b)** your net farm profits<sup>2</sup> were less than \$6,540.

**14** Maximum income for optional methods . . . . . **14** 6,040

**15** Enter the **smaller** of: two-thirds (2/3) of gross farm income<sup>1</sup> (not less than zero) **or** \$6,040. Also, include this amount on line 4b above . . . . . **15** [Red box]

**Nonfarm Optional Method.** You may use this method **only** if **(a)** your net nonfarm profits<sup>3</sup> were less than \$6,540 and also less than 72.189% of your gross nonfarm income,<sup>4</sup> **and (b)** you had net earnings from self-employment of at least \$400 in 2 of the prior 3 years. **Caution:** You may use this method no more than five times.

**16** Subtract line 15 from line 14 . . . . . **16**

**17** Enter the **smaller** of: two-thirds (2/3) of gross nonfarm income<sup>4</sup> (not less than zero) **or** the amount on line 16. Also, include this amount on line 4b above . . . . . **17** [Red box]

<sup>1</sup> From Sch. F, line 9; and Sch. K-1 (Form 1065), box 14, code B.

<sup>3</sup> From Sch. C, line 31; and Sch. K-1 (Form 1065), box 14, code A.

<sup>2</sup> From Sch. F, line 34; and Sch. K-1 (Form 1065), box 14, code A—minus the amount you would have entered on line 1b had you not used the optional method.

<sup>4</sup> From Sch. C, line 7; and Sch. K-1 (Form 1065), box 14, code C.

# Limitation on Business Losses

Department of the Treasury  
Internal Revenue Service

**Attach to your tax return.**

**Go to [www.irs.gov/Form461](http://www.irs.gov/Form461) for instructions and the latest information.**

Attachment  
Sequence No. **64**

Name(s) shown on return	Identifying number
-------------------------	--------------------

**Part I Total Income/Loss Items**

See instructions if you are filing a tax return other than Form 1040 or 1040-SR.

<b>1</b>	Reserved for future use . . . . .	<b>1</b>	
<b>2</b>	Enter amount from Schedule 1 (Form 1040), line 3 . . . . .	<b>2</b>	
<b>3</b>	Enter amount from Form 1040 or 1040-SR, line 7 . . . . .	<b>3</b>	
<b>4</b>	Enter amount from Schedule 1 (Form 1040), line 4 . . . . .	<b>4</b>	
<b>5</b>	Enter amount from Schedule 1 (Form 1040), line 5 . . . . .	<b>5</b>	
<b>6</b>	Enter amount from Schedule 1 (Form 1040), line 6 . . . . .	<b>6</b>	
<b>7</b>	Reserved for future use . . . . .	<b>7</b>	
<b>8</b>	Enter other income, gain, or losses from a trade or business not reported on lines 1 through 7 . . . . .	<b>8</b>	
<b>9</b>	Combine lines 1 through 8 . . . . .	<b>9</b>	

**Part II Adjustment for Amounts Not Attributable to Trade or Business**

See instructions if you are filing a tax return other than Form 1040 or 1040-SR.

<b>10</b>	Enter any income or gain reported on lines 1 through 8 that is not attributable to a trade or business . . . . .	<b>10</b>	
<b>11</b>	Enter any losses or deductions reported on lines 1 through 8 that are not attributable to a trade or business. See instructions . . . . .	<b>11</b>	
<b>12</b>	Subtract line 11 from line 10 . . . . .	<b>12</b>	

**Part III Limitation on Losses**

<b>13</b>	If line 12 is a negative number, enter it here as a positive number. If line 12 is a positive number, enter it here as a negative number . . . . .	<b>13</b>	
<b>14</b>	Add lines 9 and 13 . . . . .	<b>14</b>	
<b>15</b>	Enter \$270,000 (or \$540,000 if married filing jointly) . . . . .	<b>15</b>	
<b>16</b>	Add lines 14 and 15. If less than zero, enter the amount from line 16 as a positive number on Schedule 1 (Form 1040), line 8p. See instructions if you are filing a tax return other than a Form 1040 or 1040-SR. If zero or greater, do not attach this form to your tax return . . . . .	<b>16</b>	

**For Privacy Act and Paperwork Reduction Act Notice, see the separate instructions.**

**Form 965-A**

(Rev. January 2021)  
Department of the Treasury  
Internal Revenue Service

**Individual Report of Net 965 Tax Liability**

OMB No. 1545-0074

Attachment  
Sequence No. **76A**

► Go to [www.irs.gov/Form965A](http://www.irs.gov/Form965A) for instructions and the latest information.

Check this box if this is an amended report

Name of taxpayer with a net 965 tax liability

Identifying number

Taxable year of reporting

**Part I Report of Net 965 Tax Liability and Election To Pay in Installments**

(e) Year of Section 965(a) Inclusion, Liability Assumed, or Liability Triggering Event (see instructions)	(b) Taxpayer's Net Tax Liability with all 965 amounts (see instructions)		(c) Taxpayer's Net Tax Liability without 965 amounts (see instructions)	(d) Net 965 Tax Liability (subtract column (c) from column (b))	(e) S Corporation Shareholder Total Deferred Net 965 Tax Liability (line total from Part III, column (g), see instructions)
	(f) Net 965 Tax Liability to be paid in full for Year 1 (if column (g) is "No," enter amount from column (f))	(g) Installment Election Made Yes No			
1 2017					
2 2018					
3 2019					
4 2020					
5					
6					
7					
8					

(f) Net 965 Tax Liability eligible for installment payment election (subtract column (e) from column (d), see instructions)	(g) Installment Election Made Yes No		(h) Net 965 Tax Liability to be paid in full for Year 1 (if column (g) is "No," enter amount from column (f))	(i) Net 965 Tax Liability to be paid in installments (if column (g) is "Yes," enter amount from column (f) and see instructions)	(j) Net 965 Tax Liability Transferred (Out), Transferred In, or Subsequent Adjustments, if any (see instructions)	(k) Tax Identification Number of buyer/transferee or seller/transferee
	(a) Year of Section 965(e) Inclusion, Liability Assumed, or Triggering Event	(b) Paid for Year 1				
1						
2						
3						
4						
5						
6						
7						
8						

**Part II Record of Amount of Net 965 Tax Liability Paid by the Taxpayer (see instructions)**

(a) Year of Section 965(e) Inclusion, Liability Assumed, or Triggering Event	(b) Paid for Year 1	(c) Paid for Year 2	(d) Paid for Year 3	(e) Paid for Year 4	(f) Paid for Year 5
1 2017					
2 2018					
3 2019					
4 2020					
5					
6					
7					
8					

For Privacy Act and Paperwork Reduction Act Notice, see the separate instructions.

Cat. No. 71277H

Form **965-A** (Rev. 1-2021)

**Part II** Record of Amount of Net 965 Tax Liability Paid by the Taxpayer (continued)

	(g) Paid for Year 6	(h) Paid for Year 7	(i) Paid for Year 8	(j) Net 965 Tax Liability Remaining Unpaid (see instructions)	(k) Net 965 Tax Liability Paid for the Reporting Year	
1						1
2	■	■	■	■	■	2
3						3
4						4
5						5
6						6
7						7
8						8
<b>Totals</b>				■		■

**Part III** S Corporation Shareholder: Report of Calculation of Net 965 Tax Liability Related to 965 Amounts Allocated From an S Corporation and Election To Defer Such Net 965 Tax Liability

Year of 965(a) Inclusion	(a) S Corporation Name	(b) S Corporation Tax Identification Number	(c) Taxpayer's Net Tax Liability with only 965 amounts from this S Corporation (see instructions)	(d) Taxpayer's Net Tax Liability without 965 amounts (see instructions)	(e) Net 965 Tax Liability related to 965 amounts from this S Corporation (subtract column (d) from column (c))	(f) Deferral Election Made		(g) Deferred Net 965 Tax Liability (if column (f) is "Yes" enter amount from column (e))
						Yes	No	
1 2017			■		■	■		■
<b>Total</b>			■		■	■		■
2 2018			■		■	■		■
<b>Total</b>			■		■	■		■
3 2019			■		■	■		■
<b>Total</b>			■		■	■		■
4 2020			■		■	■		■
<b>Total</b>			■		■	■		■
<b>Total</b>								■

**Part IV Annual Report of Deferred Net 965 Tax Liability Related to 965 Amounts Allocated From S Corporations**  
 (required every year until the liability is fully paid)

(a) Election or Transfer Year	(b) S Corporation Name	(c) S Corporation Tax Identification Number	(d) Beginning Deferred Net 965 Tax Liability (see instructions)	(e) Reserved for Future Use	(f) Net 965 Tax Liability Triggered (see instructions)	(g) Deferred 965 Net Tax Liability Transferred (Out) or Transferred In by Agreement, if any (see instructions)	(h) Tax Identification Number of Transferee or Transferor	(i) Deferred Net Tax Liability at the end of this Reporting Year (add columns (d), (f), and (g)) (see instructions)
1								
2								
3								
4								
5								
6								
7								
8								
9								
10								
1								
2								
3								
4								
5								
6								
7								
8								
9								
10								
<b>Total</b>								

If more lines are needed for any Part on this form, attach additional sheets.



# Reduction of Tax Attributes Due to Discharge of Indebtedness (and Section 1082 Basis Adjustment)

OMB No. 1545-0046

▶ Attach this form to your income tax return.

▶ Go to [www.irs.gov/Form982](http://www.irs.gov/Form982) for instructions and the latest information.

Attachment  
Sequence No. **94**

Name shown on return

Identifying number

## Part I General Information (see instructions)

- 1** Amount excluded is due to (check applicable box(es)):
- a** Discharge of indebtedness in a title 11 case . . . . .
  - b** Discharge of indebtedness to the extent insolvent (not in a title 11 case) . . . . .
  - c** Discharge of qualified farm indebtedness . . . . .
  - d** Discharge of qualified real property business indebtedness . . . . .
  - e** Discharge of qualified principal residence indebtedness (**Caution:** See instructions before checking this box if debt was discharged after 2017.) . . . . .
- 2** Total amount of discharged indebtedness excluded from gross income . . . . . **2**
- 3** Do you elect to treat all real property described in section 1221(a)(1), relating to property held for sale to customers in the ordinary course of a trade or business, as if it were depreciable property? . . . . .  Yes  No

## Part II Reduction of Tax Attributes. You must attach a description of any transactions resulting in the reduction in basis under section 1017. See Regulations section 1.1017-1 for basis reduction ordering rules, and, if applicable, required partnership consent statements. (For additional information, see the instructions for Part II.)

**Enter amount excluded from gross income:**

<b>4</b> For a discharge of qualified real property business indebtedness applied to reduce the basis of depreciable real property . . . . .	<b>4</b>	<input type="checkbox"/>
<b>5</b> That you elect under section 108(b)(5) to apply first to reduce the basis (under section 1017) of depreciable property . . . . .	<b>5</b>	<input type="checkbox"/>
<b>6</b> Applied to reduce any net operating loss that occurred in the tax year of the discharge or carried over to the tax year of the discharge . . . . .	<b>6</b>	<input type="checkbox"/>
<b>7</b> Applied to reduce any general business credit carryover to or from the tax year of the discharge . . . . .	<b>7</b>	<input type="checkbox"/>
<b>8</b> Applied to reduce any minimum tax credit as of the beginning of the tax year immediately after the tax year of the discharge . . . . .	<b>8</b>	<input type="checkbox"/>
<b>9</b> Applied to reduce any net capital loss for the tax year of the discharge, including any capital loss carryovers to the tax year of the discharge . . . . .	<b>9</b>	<input type="checkbox"/>
<b>10a</b> Applied to reduce the basis of nondepreciable and depreciable property if not reduced on line 5. <i>DO NOT use in the case of discharge of qualified farm indebtedness</i> . . . . .	<b>10a</b>	<input type="checkbox"/>
<b>b</b> Applied to reduce the basis of your principal residence. <i>Enter amount here ONLY if line 1e is checked</i> . . . . .	<b>10b</b>	<input type="checkbox"/>
<b>11</b> For a discharge of qualified farm indebtedness applied to reduce the basis of:		
<b>a</b> Depreciable property used or held for use in a trade or business or for the production of income if not reduced on line 5 . . . . .	<b>11a</b>	<input type="checkbox"/>
<b>b</b> Land used or held for use in a trade or business of farming . . . . .	<b>11b</b>	<input type="checkbox"/>
<b>c</b> Other property used or held for use in a trade or business or for the production of income . . . . .	<b>11c</b>	<input type="checkbox"/>
<b>12</b> Applied to reduce any passive activity loss and credit carryovers from the tax year of the discharge . . . . .	<b>12</b>	<input type="checkbox"/>
<b>13</b> Applied to reduce any foreign tax credit carryover to or from the tax year of the discharge . . . . .	<b>13</b>	<input type="checkbox"/>

## Part III Consent of Corporation to Adjustment of Basis of Its Property Under Section 1082(a)(2)

Under section 1081(b), the corporation named above has excluded \$ \_\_\_\_\_ from its gross income for the tax year beginning \_\_\_\_\_ and ending \_\_\_\_\_.

Under that section, the corporation consents to have the basis of its property adjusted in accordance with the regulations prescribed under section 1082(a)(2) in effect at the time of filing its income tax return for that year. The corporation is organized under the laws of \_\_\_\_\_.

(State of incorporation)

**Note:** You must attach a description of the transactions resulting in the nonrecognition of gain under section 1081.

**Foreign Tax Credit**  
 (Individual, Estate, or Trust)  
 Attach to Form 1040, 1040-SR, 1040-NR, 1041, or 990-T.  
 Go to [www.irs.gov/Form1116](http://www.irs.gov/Form1116) for instructions and the latest information.

Name \_\_\_\_\_ Identifying number as shown on page 1 of your tax return \_\_\_\_\_

Use a separate Form 1116 for each category of income listed below. See *Categories of Income* in the instructions. Check only one box on each Form 1116. Report all amounts in U.S. dollars except where specified in Part II below.

- a**  Section 951A category income      **c**  Passive category income      **e**  Section 901(j) income      **g**  Lump-sum distributions  
**b**  Foreign branch category income      **d**  General category income      **f**  Certain income re-sourced by treaty

**h** Resident of (name of country) \_\_\_\_\_

**Note:** If you paid taxes to only one foreign country or U.S. possession, use column A in Part I and line A in Part II. If you paid taxes to more than one foreign country or U.S. possession, use a separate column and line for each country or possession.

**Part I Taxable Income or Loss From Sources Outside the United States** (for category checked above)

i	Enter the name of the foreign country or U.S. possession . . . . .	Foreign Country or U.S. Possession			Total (Add cols. A, B, and C.)
		A	B	C	
<b>1a</b>	Gross income from sources within country shown above and of the type checked above (see instructions): _____ _____				<b>1a</b>
<b>b</b>	Check if line 1a is compensation for personal services as an employee, your total compensation from all sources is \$250,000 or more, and you used an alternative basis to determine its source. See instructions . . . . <input type="checkbox"/>				
<b>Deductions and losses (Caution: See instructions.):</b>					
<b>2</b>	Expenses <b>definitely related</b> to the income on line 1a (attach statement) . . . . .				
<b>3</b>	Pro rata share of other deductions <b>not definitely related:</b>				
<b>a</b>	Certain itemized deductions or standard deduction (see instructions) . . . . .				
<b>b</b>	Other deductions (attach statement) . . . . .				
<b>c</b>	Add lines 3a and 3b . . . . .				
<b>d</b>	Gross foreign source income (see instructions) . . . . .				
<b>e</b>	Gross income from all sources (see instructions) . . . . .				
<b>f</b>	Divide line 3d by line 3e (see instructions) . . . . .				
<b>g</b>	Multiply line 3c by line 3f . . . . .				
<b>4</b>	Pro rata share of interest expense (see instructions):				
<b>a</b>	Home mortgage interest (use the Worksheet for Home Mortgage Interest in the instructions) . . . . .				
<b>b</b>	Other interest expense . . . . .				
<b>5</b>	Losses from foreign sources . . . . .				
<b>6</b>	Add lines 2, 3g, 4a, 4b, and 5 . . . . .				<b>6</b>
<b>7</b>	Subtract line 6 from line 1a. Enter the result here and on line 15, page 2 . . . . .				<b>7</b>

**Part II Foreign Taxes Paid or Accrued** (see instructions)

Country	Credit is claimed for taxes (you must check one)		Foreign taxes paid or accrued							(u) Total foreign taxes paid or accrued (add cols. (q) through (t))
	(j) <input type="checkbox"/> Paid	(k) <input type="checkbox"/> Accrued	In foreign currency				In U.S. dollars			
			Taxes withheld at source on:			(p) Other foreign taxes paid or accrued	Taxes withheld at source on:			
			(l) Date paid or accrued	(m) Dividends	(n) Rents and royalties		(o) Interest	(q) Dividends	(r) Rents and royalties	
<b>A</b>										
<b>B</b>										
<b>C</b>										
<b>8</b>	<b>Add lines A through C, column (u). Enter the total here and on line 9, page 2 . . . . .</b>									<b>8</b>

**Part III Figuring the Credit**

<b>9</b>	Enter the amount from line 8. These are your total foreign taxes paid or accrued for the category of income checked above Part I . . . . .	<b>9</b>		
<b>10</b>	Enter the sum of any carryover of foreign taxes (from Schedule B, line 3, column (xiv)) plus any carrybacks to the current tax year . . . . . (If your income was section 951A category income (box a above Part I), leave line 10 blank.)	<b>10</b>		
<b>11</b>	Add lines 9 and 10 . . . . .	<b>11</b>		
<b>12</b>	Reduction in foreign taxes (see instructions) . . . . .	<b>12</b>	(	)
<b>13</b>	Taxes reclassified under high tax kickout (see instructions) . . . . .	<b>13</b>		
<b>14</b>	Combine lines 11, 12, and 13. This is the total amount of foreign taxes available for credit . . . . .	<b>14</b>		
<b>15</b>	Enter the amount from line 7. This is your taxable income or (loss) from sources outside the United States (before adjustments) for the category of income checked above Part I. See instructions . . . . .	<b>15</b>		
<b>16</b>	Adjustments to line 15 (see instructions) . . . . .	<b>16</b>		
<b>17</b>	Combine the amounts on lines 15 and 16. This is your net foreign source taxable income. (If the result is zero or less, you have no foreign tax credit for the category of income you checked above Part I. Skip lines 18 through 24. However, if you are filing more than one Form 1116, you must complete line 20.) . . . . .	<b>17</b>		
<b>18</b>	<b>Individuals:</b> Enter the amount from line 15 of your Form 1040, 1040-SR, or 1040-NR. <b>Estates and trusts:</b> Enter your taxable income without the deduction for your exemption . . . . . <b>Caution:</b> If you figured your tax using the lower rates on qualified dividends or capital gains, see instructions.	<b>18</b>		
<b>19</b>	Divide line 17 by line 18. If line 17 is more than line 18, enter "1" . . . . .	<b>19</b>		
<b>20</b>	<b>Individuals:</b> Enter the total of Form 1040, 1040-SR, or 1040-NR, line 16, and Schedule 2 (Form 1040), line 2. <b>Estates and trusts:</b> Enter the amount from Form 1041, Schedule G, line 1a; or the total of Form 990-T, Part II, lines 2, 3, 4, and 6. Foreign estates and trusts should enter the amount from Form 1040-NR, line 16. See instructions . . . . . <b>Caution:</b> If you are completing line 20 for separate category <b>g</b> (lump-sum distributions), or, if you file Form 8978, Partner's Additional Reporting Year Tax, see instructions.	<b>20</b>		
<b>21</b>	Multiply line 20 by line 19 (maximum amount of credit) . . . . .	<b>21</b>		
<b>22</b>	Increase in limitation (section 960(c)) . . . . .	<b>22</b>		
<b>23</b>	Add lines 21 and 22 . . . . .	<b>23</b>		
<b>24</b>	Enter the <b>smaller</b> of line 14 or line 23. If this is the only Form 1116 you are filing, skip lines 25 through 32 and enter this amount on line 33. Otherwise, complete the appropriate line in Part IV. See instructions . . . . .	<b>24</b>		

**Part IV Summary of Credits From Separate Parts III (see instructions)**

<b>25</b>	Credit for taxes on section 951A category income . . . . .	<b>25</b>		
<b>26</b>	Credit for taxes on foreign branch category income . . . . .	<b>26</b>		
<b>27</b>	Credit for taxes on passive category income . . . . .	<b>27</b>		
<b>28</b>	Credit for taxes on general category income . . . . .	<b>28</b>		
<b>29</b>	Credit for taxes on section 901(j) income . . . . .	<b>29</b>		
<b>30</b>	Credit for taxes on certain income re-sourced by treaty . . . . .	<b>30</b>		
<b>31</b>	Credit for taxes on lump-sum distributions . . . . .	<b>31</b>		
<b>32</b>	Add lines 25 through 31 . . . . .	<b>32</b>		
<b>33</b>	Enter the <b>smaller</b> of line 20 or line 32 . . . . .	<b>33</b>		
<b>34</b>	Reduction of credit for international boycott operations. See instructions for line 12 . . . . .	<b>34</b>		
<b>35</b>	Subtract line 34 from line 33. This is your <b>foreign tax credit</b> . Enter here and on Schedule 3 (Form 1040), line 1; Form 1041, Schedule G, line 2a; or Form 990-T, Part III, line 1a . . . . .	<b>35</b>		

**Employee Business Expenses**

(for use only by Armed Forces reservists, qualified performing artists, fee-basis state or local government officials, and employees with impairment-related work expenses)

Department of the Treasury  
Internal Revenue Service

Attach to Form 1040, 1040-SR, or 1040-NR.  
Go to [www.irs.gov/Form2106](http://www.irs.gov/Form2106) for instructions and the latest information.

Your name	Occupation in which you incurred expenses	Social security number
<b>Process up to 2 Forms</b>		

**Part I Employee Business Expenses and Reimbursements**

		Column A Other Than Meals	Column B Meals
<b>Step 1 Enter Your Expenses</b>			
1 Vehicle expense from line 22 or line 29. (Rural mail carriers: See instructions.) . . . . .	<b>1</b>	■	
2 Parking fees, tolls, and transportation, including trains, buses, etc., that <b>didn't</b> involve overnight travel or commuting to and from work . . . . .	<b>2</b>	■	
3 Travel expense while away from home overnight, including lodging, airfare, car rental, etc. <b>Don't</b> include meals . . . . .	<b>3</b>	■	
4 Business expenses not included on lines 1 through 3. <b>Don't</b> include meals . . . . .	<b>4</b>	■	
5 Meals expenses (see instructions) . . . . .	<b>5</b>		■
6 <b>Total expenses.</b> In Column A, add lines 1 through 4 and enter the result. In Column B, enter the amount from line 5 . . . . .	<b>6</b>	■	

**Note:** If you weren't reimbursed for any expenses in Step 1, skip line 7 and enter the amounts from line 6 on line 8.

**Step 2 Enter Reimbursements Received From Your Employer for Expenses Listed in Step 1**

7 Enter reimbursements received from your employer that <b>weren't</b> reported to you in box 1 of Form W-2. Include any reimbursements reported under code "L" in box 12 of your Form W-2 (see instructions) . . . . .	<b>7</b>	■	■
---	----------	---	---

**Step 3 Figure Expenses To Deduct**

8 Subtract line 7 from line 6. If zero or less, enter -0-. However, if line 7 is greater than line 6 in Column A, report the excess as income on Form 1040 or 1040-SR, line 1 (or on Form 1040-NR, line 1a) . . . . .	<b>8</b>	■	■
<b>Note:</b> If <b>both columns</b> of line 8 are zero, you can't deduct employee business expenses. Stop here and attach Form 2106 to your return.			
9 In Column A, enter the amount from line 8. In Column B, see the instructions for the amount to enter . . . . .	<b>9</b>		■
10 Add the amounts on line 9 for both columns and enter the total here. Also, enter the total on Schedule 1 (Form 1040), line 12. Employees with impairment-related work expenses, see the instructions for rules on where to enter the total on your return . . . . .	<b>10</b>		■

**For Paperwork Reduction Act Notice, see your tax return instructions.**

**Part II Vehicle Expenses**

<b>Section A—General Information</b> (You must complete this section if you are claiming vehicle expenses.)		(a) Vehicle 1	(b) Vehicle 2
<b>11</b>	Enter the date the vehicle was placed in service . . . . .	<b>11</b> / /	/ /
<b>12</b>	Total miles the vehicle was driven during 2022 . . . . .	<b>12</b> miles	miles
<b>13</b>	Business miles included on line 12 . . . . .	<b>13</b> miles	miles
<b>14</b>	Percent of business use. Divide line 13 by line 12 . . . . .	<b>14</b> %	%
<b>15</b>	Average daily roundtrip commuting distance . . . . .	<b>15</b> miles	miles
<b>16</b>	Commuting miles included on line 12 . . . . .	<b>16</b> miles	miles
<b>17</b>	Other miles. Add lines 13 and 16 and subtract the total from line 12 . . . . .	<b>17</b> miles	miles
<b>18</b>	Was your vehicle available for personal use during off-duty hours? . . . . .	<input type="checkbox"/> Yes <input type="checkbox"/> No	<input type="checkbox"/> Yes <input type="checkbox"/> No
<b>19</b>	Do you (or your spouse) have another vehicle available for personal use? . . . . .	<input type="checkbox"/> Yes <input type="checkbox"/> No	<input type="checkbox"/> Yes <input type="checkbox"/> No
<b>20</b>	Do you have evidence to support your deduction? . . . . .	<input type="checkbox"/> Yes <input type="checkbox"/> No	<input type="checkbox"/> Yes <input type="checkbox"/> No
<b>21</b>	If "Yes," is the evidence written? . . . . .	<input type="checkbox"/> Yes <input type="checkbox"/> No	<input type="checkbox"/> Yes <input type="checkbox"/> No

<b>Section B—Standard Mileage Rate</b> (See the instructions for Part II to find out whether to complete this section or Section C.)		
<b>22</b>	Multiply line 13 by 58.5¢ (0.585) (January 1–June 30) and 62.5¢ (0.625) (July 1–December 31). Enter the result here and on line 1 . . . . .	<b>22</b> <span style="background-color: red; color: black;">          </span>

<b>Section C—Actual Expenses</b>		(a) Vehicle 1	(b) Vehicle 2
<b>23</b>	Gasoline, oil, repairs, vehicle insurance, etc. . . . .	<b>23</b>	
<b>24a</b>	Vehicle rentals . . . . .	<b>24a</b>	
<b>b</b>	Inclusion amount (see instructions) . . . . .	<b>24b</b>	
<b>c</b>	Subtract line 24b from line 24a . . . . .	<b>24c</b>	
<b>25</b>	Value of employer-provided vehicle (applies only if 100% of annual lease value was included on Form W-2—see instructions) . . . . .	<b>25</b>	
<b>26</b>	Add lines 23, 24c, and 25 . . . . .	<b>26</b>	
<b>27</b>	Multiply line 26 by the percentage on line 14 . . . . .	<b>27</b>	
<b>28</b>	Depreciation (see instructions) . . . . .	<b>28</b> <span style="background-color: red; color: black;">          </span>	
<b>29</b>	Add lines 27 and 28. Enter total here and on line 1 . . . . .	<b>29</b>	

<b>Section D—Depreciation of Vehicles</b> (Use this section only if you owned the vehicle and are completing Section C for the vehicle.)		(a) Vehicle 1	(b) Vehicle 2
<b>30</b>	Enter cost or other basis (see instructions) . . . . .	<b>30</b>	
<b>31</b>	Enter section 179 deduction and special allowance (see instructions) . . . . .	<b>31</b>	
<b>32</b>	Multiply line 30 by line 14 (see instructions if you claimed the section 179 deduction or special allowance) . . . . .	<b>32</b>	
<b>33</b>	Enter depreciation method and percentage (see instructions) . . . . .	<b>33</b>	
<b>34</b>	Multiply line 32 by the percentage on line 33 (see instructions) . . . . .	<b>34</b>	
<b>35</b>	Add lines 31 and 34 . . . . .	<b>35</b>	
<b>36</b>	Enter the applicable limit explained in the line 36 instructions . . . . .	<b>36</b>	
<b>37</b>	Multiply line 36 by the percentage on line 14 . . . . .	<b>37</b>	
<b>38</b>	Enter the <b>smaller</b> of line 35 or line 37. If you skipped lines 36 and 37, enter the amount from line 35. Also enter this amount on line 28 above . . . . .	<b>38</b>	

VOID  CORRECTED

Name, address, and ZIP code of RIC or REIT	OMB No. 1545-0123  <b>Form 2439</b> (Rev. November 2021)	<b>Notice to Shareholder of Undistributed Long-Term Capital Gains</b> For calendar year 20 _____, or other tax year of the regulated investment company (RIC) or the real estate investment trust (REIT)  beginning _____, 20 _____, and ending _____, 20 _____	
Identification number of RIC or REIT	<b>1a</b> Total undistributed long-term capital gains [REDACTED]		<b>Copy A</b> Attach to Form 1120-RIC or Form 1120-REIT.
Shareholder's identifying number	<b>1b</b> Unrecaptured section 1250 gain [REDACTED]		
Shareholder's name, address, and ZIP code	<b>1c</b> Section 1202 gain [REDACTED]	<b>1d</b> Collectibles (28%) gain [REDACTED]	<b>For Instructions and Paperwork Reduction Act Notice, see back of Copies A and D.</b>
	<b>2</b> Tax paid by the RIC or REIT on the box 1a gains [REDACTED]		

Form **2439** (Rev. 11-2021)

Cat. No. 11858E

[www.irs.gov/Form2439](http://www.irs.gov/Form2439)

Department of the Treasury - Internal Revenue Service

# Child and Dependent Care Expenses

Attach to Form 1040, 1040-SR, or 1040-NR.

Go to [www.irs.gov/Form2441](http://www.irs.gov/Form2441) for instructions and the latest information.

Name(s) shown on return \_\_\_\_\_ Your social security number \_\_\_\_\_

**A** You can't claim a credit for child and dependent care expenses if your filing status is married filing separately unless you meet the requirements listed in the instructions under *Married Persons Filing Separately*. If you meet these requirements, check this box

**B** If you or your spouse was a student or was disabled during 2022 and you're entering deemed income of \$250 or \$500 a month on Form 2441 based on the income rules listed in the instructions under *If You or Your Spouse Was a Student or Disabled*, check this box

**Part I** **Persons or Organizations Who Provided the Care—You must complete this part.**  
 If you have more than three care providers, see the instructions and check this box

1 (a) Care provider's name	(b) Address (number, street, apt. no., city, state, and ZIP code)	(c) Identifying number (SSN or EIN)	(d) Was the care provider your household employee in 2022? For example, this generally includes nannies but not daycare centers. (see instructions)	(e) Amount paid (see instructions)
-----	-----	-----	<input type="checkbox"/> Yes <input checked="" type="checkbox"/> No	<input checked="" type="checkbox"/>
-----	-----	-----	<input type="checkbox"/> Yes <input type="checkbox"/> No	
-----	-----	-----	<input type="checkbox"/> Yes <input type="checkbox"/> No	

Did you receive dependent care benefits?  No  Yes

No Complete only Part II below.  
 Yes Complete Part III on page 2 next.

**Caution:** If the care provider is your household employee, you may owe employment taxes. For details, see the Instructions for Schedule H (Form 1040). If you incurred care expenses in 2022 but didn't pay them until 2023, or if you prepaid in 2022 for care to be provided in 2023, don't include these expenses in column (d) of line 2 for 2022. See the instructions.

**Part II** **Credit for Child and Dependent Care Expenses** **Number of qualified persons**

**2** Information about your **qualifying person(s)**. If you have more than three qualifying persons, see the instructions and check this box

(a) Qualifying person's name		(b) Qualifying person's social security number	(c) Check here if the qualifying person was over age 12 and was disabled. (see instructions)	(d) Qualified expenses you incurred and paid in 2022 for the person listed in column (a)
First	Last			
<b>Child-Care-Cr-Depd-Dob1</b>	<input checked="" type="checkbox"/>	<input checked="" type="checkbox"/>	<input checked="" type="checkbox"/>	<input checked="" type="checkbox"/>
<b>Child-Care-Cr-Depd-Dob2</b>	<input checked="" type="checkbox"/>	<input checked="" type="checkbox"/>	<input checked="" type="checkbox"/>	<input checked="" type="checkbox"/>
			<input type="checkbox"/>	

**3** Add the amounts in column (d) of line 2. **Don't** enter more than \$3,000 if you had one qualifying person or \$6,000 if you had two or more persons. If you completed Part III, enter the amount from line 31 **3**

**4** Enter your **earned income**. See instructions **4**

**5** If married filing jointly, enter your spouse's earned income (if you or your spouse was a student or was disabled, see the instructions); **all others**, enter the amount from line 4 **5**

**6** Enter the **smallest** of line 3, 4, or 5 **6**

**7** Enter the amount from Form 1040, 1040-SR, or 1040-NR, line 11 **7**

**8** Enter on line 8 the decimal amount shown below that applies to the amount on line 7.

If line 7 is:			If line 7 is:			If line 7 is:		
Over	But not over	Decimal amount is	Over	But not over	Decimal amount is	Over	But not over	Decimal amount is
\$0—15,000		.35	\$25,000—27,000		.29	\$37,000—39,000		.23
15,000—17,000		.34	27,000—29,000		.28	39,000—41,000		.22
17,000—19,000		.33	29,000—31,000		.27	41,000—43,000		.21
19,000—21,000		.32	31,000—33,000		.26	43,000—No limit		.20
21,000—23,000		.31	33,000—35,000		.25			
23,000—25,000		.30	35,000—37,000		.24			

**8**  X.

**9a** Multiply line 6 by the decimal amount on line 8 **9a**

**b** If you paid 2021 expenses in 2022, complete Worksheet A in the instructions. Enter the amount from line 13 of the worksheet here. Otherwise, enter -0- on line 9b and go to line 9c **9b**

**c** Add lines 9a and 9b and enter the result **9c**

**10** Tax liability limit. Enter the amount from the Credit Limit Worksheet in the instructions **10**

**11** **Credit for child and dependent care expenses.** Enter the **smaller** of line 9c or line 10 here and on Schedule 3 (Form 1040), line 2 **11**



**Part III Dependent Care Benefits**

<b>12</b>	Enter the total amount of <b>dependent care benefits</b> you received in 2022. Amounts you received as an employee should be shown in box 10 of your Form(s) W-2. <b>Don't</b> include amounts reported as wages in box 1 of Form(s) W-2. If you were self-employed or a partner, include amounts you received under a dependent care assistance program from your sole proprietorship or partnership . . . . .	<b>12</b>	
<b>13</b>	Enter the amount, if any, you carried over from 2020 and/or 2021 and used in 2022. See instructions . . . . .	<b>13</b>	
<b>14</b>	If you forfeited or carried over to 2023 any of the amounts reported on line 12 or 13, enter the amount. See instructions . . . . .	<b>14</b>	( )
<b>15</b>	Combine lines 12 through 14. See instructions . . . . .	<b>15</b>	
<b>16</b>	Enter the total amount of <b>qualified expenses</b> incurred in 2022 for the care of the <b>qualifying person(s)</b> . . . . .	<b>16</b>	
<b>17</b>	Enter the <b>smaller</b> of line 15 or 16 . . . . .	<b>17</b>	
<b>18</b>	Enter your <b>earned income</b> . See instructions . . . . .	<b>18</b>	
<b>19</b>	Enter the amount shown below that applies to you. <ul style="list-style-type: none"> <li>• If married filing jointly, enter your spouse's earned income (if you or your spouse was a student or was disabled, see the instructions for line 5).</li> <li>• If married filing separately, see instructions.</li> <li>• All others, enter the amount from line 18.</li> </ul>	<b>19</b>	
<b>20</b>	Enter the <b>smallest</b> of line 17, 18, or 19 . . . . .	<b>20</b>	
<b>21</b>	Enter \$5,000 (\$2,500 if married filing separately <b>and</b> you were required to enter your spouse's earned income on line 19). If you entered an amount on line 13, add it to the \$5,000 or \$2,500 amount you enter on line 21. However, don't enter more than the maximum amount allowed under your dependent care plan. If your dependent care plan uses a non-calendar plan year, see instructions . . . . .	<b>21</b>	
<b>22</b>	Is any amount on line 12 or 13 from your sole proprietorship or partnership? <input type="checkbox"/> <b>No.</b> Enter -0-. <input type="checkbox"/> <b>Yes.</b> Enter the amount here . . . . .	<b>22</b>	
<b>23</b>	Subtract line 22 from line 15 . . . . .	<b>23</b>	
<b>24</b>	<b>Deductible benefits.</b> Enter the <b>smallest</b> of line 20, 21, or 22. Also, include this amount on the appropriate line(s) of your return. See instructions . . . . .	<b>24</b>	
<b>25</b>	<b>Excluded benefits.</b> If you checked "No" on line 22, enter the smaller of line 20 or 21. Otherwise, subtract line 24 from the smaller of line 20 or line 21. If zero or less, enter -0- . . . . .	<b>25</b>	
<b>26</b>	<b>Taxable benefits.</b> Subtract line 25 from line 23. If zero or less, enter -0-. Also, enter this amount on Form 1040, 1040-SR, or 1040-NR, line 1e . . . . .	<b>26</b>	

To claim the child and dependent care credit, complete lines 27 through 31 below.

<b>27</b>	Enter \$3,000 (\$6,000 if two or more qualifying persons) . . . . .	<b>27</b>	
<b>28</b>	Add lines 24 and 25 . . . . .	<b>28</b>	
<b>29</b>	Subtract line 28 from line 27. If zero or less, <b>stop</b> . You can't take the credit. <b>Exception.</b> If you paid 2021 expenses in 2022, see the instructions for line 9b . . . . .	<b>29</b>	
<b>30</b>	Complete line 2 on page 1 of this form. <b>Don't</b> include in column (d) any benefits shown on line 28 above. Then, add the amounts in column (d) and enter the total here . . . . .	<b>30</b>	
<b>31</b>	Enter the <b>smaller</b> of line 29 or 30. Also, enter this amount on line 3 on page 1 of this form and complete lines 4 through 11 . . . . .	<b>31</b>	



# Foreign Earned Income

OMB No. 1545-0074

**2022**  
 Attachment  
 Sequence No. **34**

Attach to Form 1040 or 1040-SR.  
 Go to [www.irs.gov/Form2555](http://www.irs.gov/Form2555) for instructions and the latest information.

## For Use by U.S. Citizens and Resident Aliens Only

Name shown on Form 1040 or 1040-SR	Your social security number
------------------------------------	-----------------------------

**Part I General Information**

**1** Your foreign address (including country) \_\_\_\_\_ **2** Your occupation \_\_\_\_\_

**3** Employer's name \_\_\_\_\_

**4a** Employer's U.S. address \_\_\_\_\_

**b** Employer's foreign address \_\_\_\_\_

**5** Employer is (check any that apply):  
 **a** A foreign entity                       **b** A U.S. company                       **c** Self  
 **d** A foreign affiliate of a U.S. company                       **e** Other (specify) \_\_\_\_\_

**6a** If you previously filed Form 2555 or Form 2555-EZ, enter the last year you filed the form. \_\_\_\_\_

**b** If you didn't previously file Form 2555 or Form 2555-EZ to claim either of the exclusions, check here  and go to line 7.

**c** Have you ever revoked either of the exclusions? . . . . .  **Yes**  **No**

**d** If you answered "Yes," enter the type of exclusion and the tax year for which the revocation was effective. \_\_\_\_\_

**7** Of what country are you a citizen/national? \_\_\_\_\_

**8a** Did you maintain a separate foreign residence for your family because of adverse living conditions at your tax home? See **Second foreign household** in the instructions . . . . .  **Yes**  **No**

**b** If "Yes," enter city and country of the separate foreign residence. Also, enter the number of days during your tax year that you maintained a second household at that address. \_\_\_\_\_

**9** List your tax home(s) during your tax year and date(s) established. \_\_\_\_\_

**Next, complete either Part II or Part III. If an item doesn't apply, enter "N/A." If you don't give the information asked for, any exclusion or deduction you claim may be disallowed.**

**Part II Taxpayers Qualifying Under Bona Fide Residence Test**  
**Note:** Only U.S. citizens and resident aliens who are citizens or nationals of U.S. treaty countries can use this test. See instructions.

**10** Date bona fide residence began \_\_\_\_\_, and ended \_\_\_\_\_

**11** Kind of living quarters in foreign country: **a**  Purchased house    **b**  Rented house or apartment    **c**  Rented room  
**d**  Quarters furnished by employer

**12a** Did any of your family live with you abroad during any part of the tax year? . . . . .  **Yes**  **No**

**b** If "Yes," who and for what period? \_\_\_\_\_

**13a** Have you submitted a statement to the authorities of the foreign country where you claim bona fide residence that you aren't a resident of that country? See instructions . . . . .  **Yes**  **No**

**b** Are you required to pay income tax to the country where you claim bona fide residence? See instructions . . . . .  **Yes**  **No**

**If you answered "Yes" to 13a and "No" to 13b, you don't qualify as a bona fide resident. Don't complete the rest of this part.**

**14** If you were present in the United States or its possessions during the tax year, complete columns (a)–(d) below. **Don't** include the income from column (d) in Part IV, but report it on Form 1040 or 1040-SR.

(a) Date arrived in U.S.	(b) Date left U.S.	(c) Number of days in U.S. on business	(d) Income earned in U.S. on business (attach computation)	(a) Date arrived in U.S.	(b) Date left U.S.	(c) Number of days in U.S. on business	(d) Income earned in U.S. on business (attach computation)

**15a** List any contractual terms or other conditions relating to the length of your employment abroad. \_\_\_\_\_

**b** Enter the type of visa under which you entered the foreign country. \_\_\_\_\_

**c** Did your visa limit the length of your stay or employment in a foreign country? If "Yes," attach explanation .  **Yes**  **No**

**d** Did you maintain a home in the United States while living abroad? . . . . .  **Yes**  **No**

**e** If "Yes," enter address of your home, whether it was rented, the names of the occupants, and their relationship to you. \_\_\_\_\_

**Part III Taxpayers Qualifying Under Physical Presence Test**

**Note:** U.S. citizens and all resident aliens can use this test. See instructions.

- 16** The physical presence test is based on the 12-month period from \_\_\_\_\_ through \_\_\_\_\_
- 17** Enter your principal country of employment during your tax year. \_\_\_\_\_
- 18** If you traveled abroad during the 12-month period entered on line 16, complete columns (a)–(f) below. Exclude travel between foreign countries that didn’t involve travel on or over international waters, or in or over the United States, for 24 hours or more. If you have no travel to report during the period, enter “Physically present in a foreign country or countries for the entire 12-month period.” **Don’t** include the income from column (f) below in Part IV, but report it on Form 1040 or 1040-SR.

(a) Name of country (including U.S.)	(b) Date arrived	(c) Date left	(d) Full days present in country	(e) Number of days in U.S. on business	(f) Income earned in U.S. on business (attach computation)

**Part IV All Taxpayers**

**Note:** Enter on lines 19 through 23 all income, including noncash income, you earned and actually or constructively received during your 2022 tax year for services you performed in a foreign country. If any of the foreign earned income received this tax year was earned in a prior tax year, or will be earned in a later tax year (such as a bonus), see the instructions. **Don’t** include income from line 14, column (d), or line 18, column (f). Report amounts in U.S. dollars, using the exchange rates in effect when you actually or constructively received the income.

**If you are a cash basis taxpayer, report on Form 1040 or 1040-SR all income you received in 2022, no matter when you performed the service.**

2022 Foreign Earned Income		Amount (in U.S. dollars)
<b>19</b>	Total wages, salaries, bonuses, commissions, etc. . . . .	<b>19</b> <span style="background-color: red; color: black;"> </span>
<b>20</b>	Allowable share of income for personal services performed (see instructions):	
<b>a</b>	In a business (including farming) or profession . . . . .	<b>20a</b>
<b>b</b>	In a partnership. List partnership’s name and address and type of income. _____	<b>20b</b>
<b>21</b>	Noncash income (market value of property or facilities furnished by employer—attach statement showing how it was determined):	
<b>a</b>	Home (lodging) . . . . .	<b>21a</b>
<b>b</b>	Meals . . . . .	<b>21b</b>
<b>c</b>	Car . . . . .	<b>21c</b>
<b>d</b>	Other property or facilities. List type and amount. _____	<b>21d</b>
<b>22</b>	Allowances, reimbursements, or expenses paid on your behalf for services you performed:	
<b>a</b>	Cost of living and overseas differential . . . . .	<b>22a</b>
<b>b</b>	Family . . . . .	<b>22b</b>
<b>c</b>	Education . . . . .	<b>22c</b>
<b>d</b>	Home leave . . . . .	<b>22d</b>
<b>e</b>	Quarters . . . . .	<b>22e</b>
<b>f</b>	For any other purpose. List type and amount. _____	<b>22f</b>
<b>g</b>	Add lines 22a through 22f . . . . .	<b>22g</b> <span style="background-color: red; color: black;"> </span>
<b>23</b>	Other foreign earned income. List type and amount. _____	<b>23</b>
<b>24</b>	Add lines 19 through 21d, line 22g, and line 23 . . . . .	<b>24</b>
<b>25</b>	Total amount of meals and lodging included on line 24 that is excludable (see instructions) . . . . .	<b>25</b>
<b>26</b>	Subtract line 25 from line 24. Enter the result here and on line 27 on page 3. This is your <b>2022 foreign earned income</b> . . . . .	<b>26</b>

<b>Part V All Taxpayers</b>		
<b>27</b>	Enter the amount from line 26 . . . . .	<b>27</b>
	Are you claiming the housing exclusion or housing deduction?	
	<input type="checkbox"/> <b>Yes.</b> Complete Part VI.	
	<input type="checkbox"/> <b>No.</b> Go to Part VII.	

<b>Part VI Taxpayers Claiming the Housing Exclusion and/or Deduction</b>		
<b>28</b>	Qualified housing expenses for the tax year (see instructions) . . . . .	<b>28</b>
<b>29a</b>	Enter location where housing expenses incurred. See instructions. _____	
<b>b</b>	Enter limit on housing expenses. See instructions. . . . .	<b>29b</b>
<b>30</b>	Enter the <b>smaller</b> of line 28 or line 29b . . . . .	<b>30</b>
<b>31</b>	Number of days in your qualifying period that fall within your 2022 tax year (see instructions) . . . . .	<b>31</b> days
<b>32</b>	Multiply \$49.10 by the number of days on line 31. If 365 is entered on line 31, enter \$17,920 here . . . . .	<b>32</b>
<b>33</b>	Subtract line 32 from line 30. If the result is zero or less, don't complete the rest of this part or any of Part IX . . . . .	<b>33</b>
<b>34</b>	Enter employer-provided amounts. See instructions . . . . .	<b>34</b>
<b>35</b>	Divide line 34 by line 27. Enter the result as a decimal (rounded to at least three places), but don't enter more than "1.000" . . . . .	<b>35</b>
<b>36</b>	<b>Housing exclusion.</b> Multiply line 33 by line 35. Enter the result but don't enter more than the amount on line 34. Also, complete Part VIII . . . . .	<b>36</b>
	<b>Note:</b> The housing deduction is figured in Part IX. If you choose to claim the foreign earned income exclusion, complete Parts VII and VIII before Part IX.	

<b>Part VII Taxpayers Claiming the Foreign Earned Income Exclusion</b>		
<b>37</b>	Maximum foreign earned income exclusion. Enter \$112,000 . . . . .	<b>37</b>
<b>38</b>	• If you completed Part VI, enter the number from line 31. • All others, enter the number of days in your qualifying period that fall within your 2022 tax year. See the instructions for line 31. } <b>38</b> days	
<b>39</b>	• If line 38 and the number of days in your 2022 tax year (usually 365) are the same, enter "1.000." • Otherwise, divide line 38 by the number of days in your 2022 tax year and enter the result as a decimal (rounded to at least three places). } <b>39</b>	.
<b>40</b>	Multiply line 37 by line 39 . . . . .	<b>40</b>
<b>41</b>	Subtract line 36 from line 27 . . . . .	<b>41</b>
<b>42</b>	<b>Foreign earned income exclusion.</b> Enter the <b>smaller</b> of line 40 or line 41. Also, complete Part VIII . . . . .	<b>42</b>

<b>Part VIII Taxpayers Claiming the Housing Exclusion, Foreign Earned Income Exclusion, or Both</b>		
<b>43</b>	Add lines 36 and 42 . . . . .	<b>43</b>
<b>44</b>	Deductions allowed in figuring your adjusted gross income (Form 1040 or 1040-SR, line 11) that are allocable to the excluded income. See instructions and attach computation . . . . .	<b>44</b>
<b>45</b>	Subtract line 44 from line 43. Enter the result here and on Schedule 1 (Form 1040), line 8d. Complete the Foreign Earned Income Tax Worksheet in the Instructions for Form 1040 if you enter an amount on this line . . . . .	<b>45</b>

<b>Part IX Taxpayers Claiming the Housing Deduction—Complete this part only if (a) line 33 is more than line 36, and (b) line 27 is more than line 43.</b>		
<b>46</b>	Subtract line 36 from line 33 . . . . .	<b>46</b>
<b>47</b>	Subtract line 43 from line 27 . . . . .	<b>47</b>
<b>48</b>	Enter the <b>smaller</b> of line 46 or line 47 . . . . .	<b>48</b>
	<b>Note:</b> If line 47 is <b>more than</b> line 48 and you couldn't deduct all of your 2021 housing deduction because of the 2021 limit, use the Housing Deduction Carryover Worksheet in the instructions to figure the amount to enter on line 49. Otherwise, go to line 50.	
<b>49</b>	Housing deduction carryover from 2021 (from the Housing Deduction Carryover Worksheet in the instructions) . . . . .	<b>49</b>
<b>50</b>	<b>Housing deduction.</b> Add lines 48 and 49. Enter the total here and on Schedule 1 (Form 1040), line 24j. Complete the Foreign Earned Income Tax Worksheet in the Instructions for Form 1040 if you enter an amount on this line . . . . .	<b>50</b>

# Investment Credit

Attach to your tax return.  
 Go to [www.irs.gov/Form3468](http://www.irs.gov/Form3468) for instructions and the latest information.

Name(s) shown on return \_\_\_\_\_ Identifying number \_\_\_\_\_

**Part I Information Regarding the Election To Treat the Lessee as the Purchaser of Investment Credit Property**

If you are claiming the investment credit as a lessee based on a section 48(d) (as in effect on November 4, 1990) election, provide the following information. If you acquired more than one property as a lessee, attach a statement showing the information below.

- 1 Name of lessor: \_\_\_\_\_
- 2 Address of lessor: \_\_\_\_\_
- 3 Description of property: \_\_\_\_\_
- 4 Amount for which you were treated as having acquired the property . . . . . \$ \_\_\_\_\_

**Part II Qualifying Advanced Coal Project Credit, Qualifying Gasification Project Credit, Qualifying Advanced Energy Project Credit, and Advanced Manufacturing Investment Credit**

<b>5</b>	<b>Qualifying advanced coal project credit</b> (see instructions):				
<b>a</b>	Qualified investment in integrated gasification combined cycle property placed in service during the tax year for projects described in section 48A(d)(3)(B)(i) . . . . . \$ _____ × 20% (0.20)	<b>5a</b>			
<b>b</b>	Qualified investment in advanced coal-based generation technology property placed in service during the tax year for projects described in section 48A(d)(3)(B)(ii) \$ _____ × 15% (0.15)	<b>5b</b>			
<b>c</b>	Qualified investment in advanced coal-based generation technology property placed in service during the tax year for projects described in section 48A(d)(3)(B)(iii) \$ _____ × 30% (0.30)	<b>5c</b>			
<b>d</b>	Total. Add lines 5a, 5b, and 5c . . . . .			<b>5d</b>	█
<b>6</b>	<b>Qualifying gasification or advanced energy project credit</b> (see instructions):				
<b>a</b>	Qualified investment in property placed in service during the tax year (a) of advanced energy project property or (b) of qualified gasification property for which credits were allocated or reallocated after October 3, 2008, and that includes equipment that separates and sequesters at least 75% of the project's carbon dioxide emissions . . . . . \$ _____ × 30% (0.30)	<b>6a</b>			
<b>b</b>	Qualified investment in property other than in <b>6a</b> above placed in service during the tax year . . . . . \$ _____ × 20% (0.20)	<b>6b</b>			
<b>c</b>	Total. Add lines 6a and 6b . . . . .			<b>6c</b>	█
<b>7</b>	<b>Advanced manufacturing investment credit</b> (see instructions): Basis in qualified property as part of an advanced manufacturing facility, placed in service during the tax year and after 2022, the construction of which began after August 9, 2022 . . . . . \$ _____ × 25% (0.25)	<b>7</b>			█
<b>8</b>	Reserved for future use . . . . .	<b>8</b>			
<b>9</b>	Enter the applicable unused investment credit from cooperatives (see instructions) . . . . .	<b>9</b>			█
<b>10</b>	Add lines 5d, 6c, 7, and 9. Report this amount on Form 3800, Part III, line 1a (see instructions if you entered an amount on line 7) . . . . .	<b>10</b>			█

**Part III Rehabilitation Credit and Energy Credit**

<b>11 Rehabilitation credit</b> (see instructions for requirements that must be met):			
<b>a</b>	Check this box if you are electing under section 47(d)(5) to take your qualified rehabilitation expenditures into account for the tax year in which paid (or, for self-rehabilitated property, when capitalized). See instructions. <b>Note:</b> This election applies to the current tax year and to all later tax years. You may not revoke this election without IRS consent . . . . . <input type="checkbox"/>		
<b>b</b>	Enter the dates on which the 24- or 60-month measuring period begins _____ and ends _____ .		
<b>c</b>	Enter the adjusted basis of the building as of the beginning date above (or the first day of your holding period, if later) . . . . . \$ _____		
<b>d</b>	Enter the amount of the qualified rehabilitation expenditures incurred, or treated as incurred, during the period on line 11b above . . . . . \$ _____ Enter the amount of qualified rehabilitation expenditures and multiply by the percentage shown:		
<b>e</b>	Pre-1936 buildings under the transition rule (see instructions) . . . \$ _____ × 10% (0.10)	<b>11e</b>	
<b>f</b>	Certified historic structures under the transition rule (see instructions) \$ _____ × 20% (0.20)	<b>11f</b>	
<b>g</b>	Certified historic structures with expenditures paid or incurred after 2017 and not under the transition rule (see instructions) . . . \$ _____ × 4% (0.04)	<b>11g</b>	
<b>Note:</b> This credit is allowed for a 5-year period beginning in the tax year that the qualified rehabilitated building is placed in service. For properties identified on line 11f or 11g, complete lines 11h and 11i.			
<b>h</b>	Enter the assigned NPS project number or the pass-through entity's employer identification number (see instructions) . . . . . _____		
<b>i</b>	Enter the date that the NPS approved the Request for Certification of Completed Work (see instructions) . . . . . _____		
<b>12 Energy credit:</b>			
<b>a</b>	Basis of property using geothermal energy placed in service during the tax year. See instructions . . . . . \$ _____ × 30% (0.30)	<b>12a</b>	
<b>b</b>	Basis of property using solar illumination or solar energy placed in service during the tax year that is attributable to periods after 2005, the construction of which began before 2020 or after 2021 (see instructions) . . . . . \$ _____ × 30% (0.30)	<b>12b</b>	
<b>c</b>	Basis of property using solar illumination or solar energy placed in service during the tax year, the construction of which began in 2020 or 2021 (see instructions) . . . . . \$ _____ × 30% (0.30)	<b>12c</b>	
<b>d</b>	Reserved for future use . . . . . _____	<b>12d</b>	
<b>Qualified fuel cell property</b> (see instructions):			
<b>e</b>	Basis of property placed in service during the tax year that was acquired after 2005 and before October 4, 2008, and the basis attributable to construction, reconstruction, or erection by the taxpayer after 2005 and before October 4, 2008 . . . . . \$ _____ × 30% (0.30)	<b>12e</b>	
<b>f</b>	Applicable kilowatt capacity of property on line 12e (see instructions) . . . . . × \$1,000	<b>12f</b>	
<b>g</b>	Enter the smaller of line 12e or line 12f . . . . . _____	<b>12g</b>	
<b>h</b>	Basis of property placed in service during the tax year that is attributable to periods after October 3, 2008, the construction of which began before 2020 or after 2021 . . . . . \$ _____ × 30% (0.30)	<b>12h</b>	
<b>i</b>	Applicable kilowatt capacity of property on line 12h (see instructions) . . . . . × \$3,000	<b>12i</b>	
<b>j</b>	Enter the smaller of line 12h or line 12i . . . . . _____	<b>12j</b>	
<b>k</b>	Basis of property placed in service during the tax year, the construction of which began in 2020 or 2021 . . . . . \$ _____ × 30% (0.30)	<b>12k</b>	
<b>l</b>	Applicable kilowatt capacity of property on line 12k (see instructions) . . . . . × \$3,000	<b>12l</b>	
<b>m</b>	Enter the smaller of line 12k or line 12l . . . . . _____	<b>12m</b>	
<b>n</b>	Reserved for future use . . . . . _____	<b>12n</b>	
<b>o</b>	Reserved for future use . . . . . _____	<b>12o</b>	
<b>p</b>	Reserved for future use . . . . . _____	<b>12p</b>	

**Part III Rehabilitation Credit and Energy Credit (continued)**

<b>Qualified microturbine property</b> (see instructions):				
<b>q</b>	Basis of property placed in service during the tax year that was acquired after 2005, the basis attributable to construction, reconstruction, or erection by the taxpayer after 2005 . . . . . \$ _____ × 10% (0.10)	<b>12q</b>		
<b>r</b>	Kilowatt capacity of property on line 12q . . . . . × \$200	<b>12r</b>		
<b>s</b>	Enter the smaller of line 12q or line 12r . . . . .		<b>12s</b>	
<b>Combined heat and power system property</b> (see instructions):				
<b>Caution:</b> You can't claim this credit if the electrical capacity of the property is more than 50 megawatts or has a mechanical energy capacity of more than 67,000 horsepower or an equivalent combination of electrical and mechanical energy capabilities.				
<b>t</b>	Basis of property placed in service during the tax year. See instructions. For property placed in service after 2022, multiply by 30% instead of 10% . . . . . \$ _____ × 10% (0.10)	<b>12t</b>		
<b>u</b>	If the electrical capacity of the property is measured in: • Megawatts, divide 15 by the megawatt capacity. Enter 1.0 if the capacity is 15 megawatts or less. • Horsepower, divide 20,000 by the horsepower. Enter 1.0 if the capacity is 20,000 horsepower or less . . . . .	<b>12u</b>		
<b>v</b>	Multiply line 12t by line 12u . . . . .		<b>12v</b>	
<b>Qualified small wind energy property</b> (see instructions):				
<b>w</b>	Basis of property placed in service during the tax year that was acquired after October 3, 2008, and before 2009 and the basis attributable to the construction, reconstruction, or erection by the taxpayer after October 3, 2008, and before 2009 . . . . . \$ _____ × 30% (0.30)	<b>12w</b>		
<b>x</b>	Enter the smaller of line 12w or \$4,000 . . . . .		<b>12x</b>	
<b>y</b>	Basis of property placed in service during the tax year that is attributable to periods after 2008, the construction of which began before 2020 or after 2021 . . . . . \$ _____ × 30% (0.30)		<b>12y</b>	
<b>z</b>	Basis of property placed in service during the tax year, the construction of which began in 2020 or 2021 . . . . . \$ _____ × 30% (0.30)		<b>12z</b>	
<b>aa</b>	Reserved for future use . . . . .		<b>12aa</b>	
<b>Waste energy recovery property:</b>				
<b>bb</b>	Basis of property placed in service during the tax year. See instructions . . . . . \$ _____ × 30% (0.30)		<b>12bb</b>	
<b>Geothermal heat pump systems</b> (see instructions):				
<b>cc</b>	Basis of property placed in service during the tax year. See instructions. For property placed in service after 2022, multiply by 30% instead of 10% . . . . . \$ _____ × 10% (0.10)		<b>12cc</b>	
<b>Qualified investment credit facility property</b> (see instructions):				
<b>dd</b>	Basis of property placed in service during the tax year . . . . . \$ _____ × 30% (0.30)		<b>12dd</b>	
<b>ee</b>	Reserved for future use . . . . .		<b>12ee</b>	
<b>ff</b>	Reserved for future use . . . . .		<b>12ff</b>	
<b>gg</b>	Reserved for future use . . . . .		<b>12gg</b>	
<b>hh</b>	<b>Other energy credits and special adjustments</b> (see instructions) . . . . .		<b>12hh</b>	
<b>13</b>	Enter the applicable unused investment credit from cooperatives (see instructions) . . . . .		<b>13</b>	
<b>14</b>	Combine lines 11e, 11f, 11g, 12a, 12b, 12c, 12g, 12j, 12m, 12s, 12v, 12x, 12y, 12z, 12bb, 12cc, 12dd, 12hh, and 13. Report this amount on Form 3800, Part III, line 4a . . . . .		<b>14</b>	



Name(s) shown on return

Identifying number

**Part I Current Year Credit for Credits Not Allowed Against Tentative Minimum Tax (TMT)**  
(See instructions and complete Part(s) III before Parts I and II.)

1	General business credit from line 2 of all Parts III with box A checked . . . . .	1	
2	Passive activity credits from line 2 of all Parts III with box B checked . . . . .	2	
3	Enter the applicable passive activity credits allowed for 2022. See instructions . . . . .	3	
4	Carryforward of general business credit to 2022. Enter the amount from line 2 of Part III with box C checked. See instructions for statement to attach . . . . .	4	
5	Check this box if the carryforward was changed or revised from the original reported amount . . . . .		
5	Carryback of general business credit from 2023. Enter the amount from line 2 of Part III with box D checked. See instructions . . . . .	5	
6	Add lines 1, 3, 4, and 5 . . . . .	6	

**Part II Allowable Credit**

7	Regular tax before credits: • Individuals. Enter the sum of the amounts from Form 1040, 1040-SR, or 1040-NR, line 16, and Schedule 2 (Form 1040), line 2. • Corporations. Enter the amount from Form 1120, Schedule J, Part I, line 2; or the applicable line of your return. • Estates and trusts. Enter the sum of the amounts from Form 1041, Schedule G, lines 1a and 1b, plus any Form 8978 amount included on line 1d; or the amount from the applicable line of your return.	7	
8	Alternative minimum tax: • Individuals. Enter the amount from Form 6251, line 11. • Corporations. Enter -0-. • Estates and trusts. Enter the amount from Schedule I (Form 1041), line 54.	8	
9	Add lines 7 and 8 . . . . .	9	
10a	Foreign tax credit . . . . .	10a	
b	Certain allowable credits (see instructions) . . . . .	10b	
c	Add lines 10a and 10b . . . . .	10c	
11	<b>Net income tax.</b> Subtract line 10c from line 9. If zero, skip lines 12 through 15 and enter -0- on line 16	11	
12	<b>Net regular tax.</b> Subtract line 10c from line 7. If zero or less, enter -0- . . . . .	12	
13	Enter 25% (0.25) of the excess, if any, of line 12 over \$25,000. See instructions	13	
14	Tentative minimum tax: • Individuals. Enter the amount from Form 6251, line 9. • Corporations. Enter -0-. • Estates and trusts. Enter the amount from Schedule I (Form 1041), line 52.	14	
15	Enter the greater of line 13 or line 14 . . . . .	15	
16	Subtract line 15 from line 11. If zero or less, enter -0- . . . . .	16	
17	Enter the <b>smaller</b> of line 6 or line 16 . . . . . <b>C corporations:</b> See the line 17 instructions if there has been an ownership change, acquisition, or reorganization.	17	

For Paperwork Reduction Act Notice, see separate instructions.

Cat. No. 12392F

Form **3800** (2022)

**Part II Allowable Credit** *(continued)*

**Note:** If you are not required to report any amounts on line 22 or 24 below, skip lines 18 through 25 and enter -0- on line 26.

<b>18</b>	Multiply line 14 by 75% (0.75). See instructions . . . . .	<b>18</b>	<input type="checkbox"/>
<b>19</b>	Enter the greater of line 13 or line 18 . . . . .	<b>19</b>	<input type="checkbox"/>
<b>20</b>	Subtract line 19 from line 11. If zero or less, enter -0- . . . . .	<b>20</b>	<input type="checkbox"/>
<b>21</b>	Subtract line 17 from line 20. If zero or less, enter -0- . . . . .	<b>21</b>	<input type="checkbox"/>
<b>22</b>	Combine the amounts from line 3 of all Parts III with box A, C, or D checked . . . . .	<b>22</b>	<input type="checkbox"/>
<b>23</b>	Passive activity credit from line 3 of all Parts III with box B checked . . . . .	<b>23</b>	<input type="checkbox"/>
<b>24</b>	Enter the applicable passive activity credit allowed for 2022. See instructions . . . . .	<b>24</b>	<input type="checkbox"/>
<b>25</b>	Add lines 22 and 24 . . . . .	<b>25</b>	<input type="checkbox"/>
<b>26</b>	Empowerment zone and renewal community employment credit allowed. Enter the smaller of line 21 or line 25 . . . . .	<b>26</b>	<input type="checkbox"/>
<b>27</b>	Subtract line 13 from line 11. If zero or less, enter -0- . . . . .	<b>27</b>	<input type="checkbox"/>
<b>28</b>	Add lines 17 and 26 . . . . .	<b>28</b>	<input type="checkbox"/>
<b>29</b>	Subtract line 28 from line 27. If zero or less, enter -0- . . . . .	<b>29</b>	<input type="checkbox"/>
<b>30</b>	Enter the general business credit from line 5 of all Parts III with box A checked . . . . .	<b>30</b>	<input type="checkbox"/>
<b>31</b>	Reserved . . . . .	<b>31</b>	<input type="checkbox"/>
<b>32</b>	Passive activity credits from line 5 of all Parts III with box B checked . . . . .	<b>32</b>	<input type="checkbox"/>
<b>33</b>	Enter the applicable passive activity credits allowed for 2022. See instructions . . . . .	<b>33</b>	<input type="checkbox"/>
<b>34</b>	Carryforward of business credit to 2022. Enter the amount from line 5 of Part III with box C checked and line 6 of Part III with box G checked. See instructions for statement to attach . . . . . Check this box if the carryforward was changed or revised from the original reported amount . . . . .	<b>34</b>	<input type="checkbox"/>
<b>35</b>	Carryback of business credit from 2023. Enter the amount from line 5 of Part III with box D checked. See instructions . . . . .	<b>35</b>	<input type="checkbox"/>
<b>36</b>	Add lines 30, 33, 34, and 35 . . . . .	<b>36</b>	<input type="checkbox"/>
<b>37</b>	Enter the <b>smaller</b> of line 29 or line 36 . . . . .	<b>37</b>	<input type="checkbox"/>
<b>38</b>	<b>Credit allowed for the current year.</b> Add lines 28 and 37. Report the amount from line 38 (if smaller than the sum of Part I, line 6, and Part II, lines 25 and 36, see instructions) as indicated below or on the applicable line of your return. <ul style="list-style-type: none"> <li>• Individuals. Schedule 3 (Form 1040), line 6.</li> <li>• Corporations. Form 1120, Schedule J, Part I, line 5c.</li> <li>• Estates and trusts. Form 1041, Schedule G, line 2b.</li> </ul>	<b>38</b>	<input type="checkbox"/>



Name(s) shown on return

Identifying number

**Part III General Business Credits or Eligible Small Business Credits** (see instructions)

Complete a separate Part III for each box checked below. See instructions.

- A**  General Business Credit From a Non-Passive Activity      **E**  Reserved
- B**  General Business Credit From a Passive Activity      **F**  Reserved
- C**  General Business Credit Carryforwards      **G**  Eligible Small Business Credit Carryforwards
- D**  General Business Credit Carrybacks      **H**  Reserved

**I** If you are filing more than one Part III with box A or B checked, complete and attach first an additional Part III combining amounts from all Parts III with box A or B checked. Check here if this is the consolidated Part III

		(a) Description of credit	(b) Enter EIN if claiming the credit from a pass-through entity.	(c) Enter the appropriate amount.
<b>Note:</b>		On any line where the credit is from more than one source, a separate Part III is needed for each pass-through entity.		
<b>1a</b>		Investment (Form 3468, Part II only) (attach Form 3468)		
<b>b</b>		Advanced manufacturing production (Form 7207)		
<b>c</b>		Increasing research activities (Form 6765)		
<b>d</b>		Low-income housing (carryforward only) (see instructions)		
<b>e</b>		Disabled access (Form 8826)*		
<b>f</b>		Renewable electricity production (Form 8835)		
<b>g</b>		Indian employment (Form 8845)		
<b>h</b>		Orphan drug (Form 8820)		
<b>i</b>		New markets (Form 8874)		
<b>j</b>		Small employer pension plan startup costs and auto-enrollment (Form 8881)		
<b>k</b>		Employer-provided child care facilities and services (Form 8882)*		
<b>l</b>		Biodiesel, renewable diesel, or sustainable aviation fuel (attach Form 8864)		
<b>m</b>		Low sulfur diesel fuel production (Form 8896)		
<b>n</b>		Distilled spirits (Form 8906)		
<b>o</b>		Nonconventional source fuel (carryforward only)		
<b>p</b>		Energy efficient home (Form 8908)		
<b>q</b>		Energy efficient appliance (carryforward only)		
<b>r</b>		Alternative motor vehicle (Form 8910)		
<b>s</b>		Alternative fuel vehicle refueling property (Form 8911)		
<b>t</b>		Enhanced oil recovery credit (Form 8830)		
<b>u</b>		Mine rescue team training (Form 8923)		
<b>v</b>		Agricultural chemicals security (carryforward only)		
<b>w</b>		Employer differential wage payments (Form 8932)		
<b>x</b>		Carbon oxide sequestration (Form 8933)		
<b>y</b>		Qualified plug-in electric drive motor vehicle (Form 8936)		
<b>z</b>		Qualified plug-in electric vehicle (carryforward only)		
<b>aa</b>		Employee retention (Form 5884-A)		
<b>bb</b>		General credits from an electing large partnership (carryforward only)		
<b>zz</b>		Other. Oil and gas production from marginal wells (Form 8904) and certain other credits (see instructions)		
<b>2</b>		Add lines 1a through 1zz and enter here and on the applicable line of Part I		
<b>3</b>		Enter the amount from Form 8844 here and on the applicable line of Part II		
<b>4a</b>		Investment (Form 3468, Part III) (attach Form 3468)		
<b>b</b>		Work opportunity (Form 5884)		
<b>c</b>		Biofuel producer (Form 6478)		
<b>d</b>		Low-income housing (Form 8586)		
<b>e</b>		Renewable electricity production (Form 8835)		
<b>f</b>		Employer social security and Medicare taxes paid on certain employee tips (Form 8846)		
<b>g</b>		Qualified railroad track maintenance (Form 8900)		
<b>h</b>		Small employer health insurance premiums (Form 8941)		
<b>i</b>		Increasing research activities (Form 6765)		
<b>j</b>		Employer credit for paid family and medical leave (Form 8994)		
<b>z</b>		Other		
<b>5</b>		Add lines 4a through 4z and enter here and on the applicable line of Part II		
<b>6</b>		Add lines 2, 3, and 5 and enter here and on the applicable line of Part II		

\* See instructions for limitation on this credit.

## Moving Expenses

Go to [www.irs.gov/Form3903](http://www.irs.gov/Form3903) for instructions and the latest information.  
 Attach to Form 1040, 1040-SR, or 1040-NR.

OMB No. 1545-0074

**2022**  
 Attachment  
 Sequence No. **170**

Name(s) shown on return

Your social security number

**Before you begin:** You can deduct moving expenses only if you are a **Member of the Armed Forces** on active duty and, due to a military order, you, your spouse, or your dependents move because of a permanent change of station.  
 Check here to certify that you meet these requirements. See the instructions . . . . .

<b>1</b> Transportation and storage of household goods and personal effects (see instructions) . . . . .	<b>1</b>	█
<b>2</b> Travel (including lodging) from your old home to your new home (see instructions). <b>Do not</b> include the cost of meals. . . . .	<b>2</b>	█
<b>3</b> Add lines 1 and 2 . . . . .	<b>3</b>	█
<b>4</b> Enter the total amount the government paid you for the expenses listed on lines 1 and 2 that is <b>not</b> included in box 1 of your Form W-2 (wages). This amount should be shown in box 12 of your Form W-2 with code <b>P</b> . . . . .	<b>4</b>	█
<b>5</b> Is line 3 <b>more than</b> line 4?  <input type="checkbox"/> <b>No.</b> You <b>cannot</b> deduct your moving expenses. If line 3 is less than line 4, subtract line 3 from line 4 and include the result on Form 1040, 1040-SR, 1040-NR, line 1h.  <input type="checkbox"/> <b>Yes.</b> Subtract line 4 from line 3. Enter the result here and on Schedule 1 (Form 1040), line 14. This is your <b>moving expense deduction</b> . . . . .	<b>5</b>	█

# Credit for Federal Tax Paid on Fuels

Go to [www.irs.gov/Form4136](http://www.irs.gov/Form4136) for instructions and the latest information.

Name (as shown on your income tax return)

Taxpayer identification number

**Caution:** Claimant has the name and address of the person who sold the fuel to the claimant and the dates of purchase. For claims on lines 1c and 2b (type of use 13 or 14), 3d, 4c, and 5, claimant has not waived the right to make the claim. For claims on lines 1c and 2b (type of use 13 or 14), claimant certifies that a certificate has not been provided to the credit card issuer.

**1 Nontaxable Use of Gasoline**

**Note:** CRN is the credit reference number.

	(a) Type of use	(b) Rate	(c) Gallons	(d) Amount of credit	(e) CRN
a	Off-highway business use	\$.183	}	\$	362
b	Use on a farm for farming purposes	.183			
c	Other nontaxable use (see <b>Caution</b> above line 1)	.183			
d	Exported	.184			411

**2 Nontaxable Use of Aviation Gasoline**

	(a) Type of use	(b) Rate	(c) Gallons	(d) Amount of credit	(e) CRN
a	Use in commercial aviation (other than foreign trade)	\$.15		\$	354
b	Other nontaxable use (see <b>Caution</b> above line 1)	.193			324
c	Exported	.194			412
d	LUST tax on aviation fuels used in foreign trade	.001			433

**3 Nontaxable Use of Undyed Diesel Fuel**

Claimant certifies that the diesel fuel did not contain visible evidence of dye.

**Exception.** If any of the diesel fuel included in this claim **did** contain visible evidence of dye, attach an explanation and check here

	(a) Type of use	(b) Rate	(c) Gallons	(d) Amount of credit	(e) CRN
a	Nontaxable use	\$.243	}	\$	360
b	Use on a farm for farming purposes	.243			
c	Use in trains	.243			
d	Use in certain intercity and local buses (see <b>Caution</b> above line 1)	.17			350
e	Exported	.244			413

**4 Nontaxable Use of Undyed Kerosene (Other Than Kerosene Used in Aviation)**

Claimant certifies that the kerosene did not contain visible evidence of dye.

**Exception.** If any of the kerosene included in this claim **did** contain visible evidence of dye, attach an explanation and check here

	(a) Type of use	(b) Rate	(c) Gallons	(d) Amount of credit	(e) CRN
a	Nontaxable use taxed at \$.244	\$.243	}	\$	346
b	Use on a farm for farming purposes	.243			
c	Use in certain intercity and local buses (see <b>Caution</b> above line 1)	.17			347
d	Exported	.244			414
e	Nontaxable use taxed at \$.044	.043			377
f	Nontaxable use taxed at \$.219	.218			369

For Paperwork Reduction Act Notice, see the separate instructions.

**5 Kerosene Used in Aviation**

	(a) Type of use	(b) Rate	(c) Gallons	(d) Amount of credit	(e) CRN
<b>a</b>	Kerosene used in commercial aviation (other than foreign trade) taxed at \$.244	\$.200		\$ [redacted]	417
<b>b</b>	Kerosene used in commercial aviation (other than foreign trade) taxed at \$.219	.175		[redacted]	355
<b>c</b>	Nontaxable use (other than use by state or local government) taxed at \$.244	.243		[redacted]	346
<b>d</b>	Nontaxable use (other than use by state or local government) taxed at \$.219	.218		[redacted]	369
<b>e</b>	LUST tax on aviation fuels used in foreign trade	.001		[redacted]	433

**6 Sales by Registered Ultimate Vendors of Undyed Diesel Fuel** **Registration No.**

Claimant certifies that it sold the diesel fuel at a tax-excluded price, repaid the amount of tax to the buyer, or has obtained the written consent of the buyer to make the claim. Claimant certifies that the diesel fuel did not contain visible evidence of dye.

**Exception.** If any of the diesel fuel included in this claim **did** contain visible evidence of dye, attach an explanation and check here

	(b) Rate	(c) Gallons	(d) Amount of credit	(e) CRN
<b>a</b>	Use by a state or local government	\$.243	\$ [redacted]	360
<b>b</b>	Use in certain intercity and local buses	.17	[redacted]	350

**7 Sales by Registered Ultimate Vendors of Undyed Kerosene (Other Than Kerosene for Use in Aviation)** **Registration No.**

Claimant certifies that it sold the kerosene at a tax-excluded price, repaid the amount of tax to the buyer, or has obtained the written consent of the buyer to make the claim. Claimant certifies that the kerosene did not contain visible evidence of dye.

**Exception.** If any of the kerosene included in this claim **did** contain visible evidence of dye, attach an explanation and check here

	(b) Rate	(c) Gallons	(d) Amount of credit	(e) CRN
<b>a</b>	Use by a state or local government	\$.243	\$ [redacted]	346
<b>b</b>	Sales from a blocked pump	.243		
<b>c</b>	Use in certain intercity and local buses	.17		

**8 Sales by Registered Ultimate Vendors of Kerosene for Use in Aviation** **Registration No.**

Claimant sold the kerosene for use in aviation at a tax-excluded price and has not collected the amount of tax from the buyer, repaid the amount of tax to the buyer, or has obtained the written consent of the buyer to make the claim. See the instructions for additional information to be submitted.

	(a) Type of use	(b) Rate	(c) Gallons	(d) Amount of credit	(e) CRN
<b>a</b>	Use in commercial aviation (other than foreign trade) taxed at \$.219	\$.175		\$ [redacted]	355
<b>b</b>	Use in commercial aviation (other than foreign trade) taxed at \$.244	.200		[redacted]	417
<b>c</b>	Nonexempt use in noncommercial aviation	.025		[redacted]	418
<b>d</b>	Other nontaxable uses taxed at \$.244	.243		[redacted]	346
<b>e</b>	Other nontaxable uses taxed at \$.219	.218		[redacted]	369
<b>f</b>	LUST tax on aviation fuels used in foreign trade	.001		[redacted]	433

**9 Reserved for future use**

**Registration No.**

	(b) Rate	(c) Gallons of alcohol	(d) Amount of credit	(e) CRN
<b>a</b> Reserved for future use			\$	
<b>b</b> Reserved for future use				

**10 Biodiesel, Renewable Diesel, or Sustainable Aviation Fuel Mixture Credit**

**Registration No.**

**Biodiesel or renewable diesel mixtures.** Claimant produced a mixture by mixing biodiesel with diesel fuel or renewable diesel with liquid fuel (other than renewable diesel). The biodiesel used to produce the biodiesel mixture met ASTM D6751 and met EPA’s registration requirements for fuels and fuel additives. The renewable diesel used to produce the renewable diesel mixture was derived from biomass, met EPA’s registration requirements for fuels and fuel additives, and met ASTM D975, D396, or other equivalent standard approved by the IRS.

**Sustainable aviation fuel (SAF) mixtures.** Claimant produced a qualified mixture by mixing SAF with kerosene. The qualified mixture was produced by the claimant in the United States, such mixture was used by the claimant (or sold by the claimant for use) in an aircraft, such sale or use was in the ordinary course of a trade or business of the claimant, and the transfer of such mixture to the fuel tank of such aircraft occurred in the United States. The SAF used to produce the qualified mixture is the portion of liquid fuel that is not kerosene that (i) either (A) meets the specifications of one of the ASTM D7566 Annexes, or (B) meets the specifications of ASTM D1655 Annex A1, (ii) is not derived from coprocessing an applicable material (or materials derived from an applicable material) with a feedstock that is not biomass, (iii) is not derived from palm fatty acid distillates or petroleum, and (iv) has been certified in accordance with section 40B(e) as having a lifecycle greenhouse gas emissions reduction percentage of at least 50 percent. **For all claims.** Claimant has attached the appropriate certificates and, if applicable, appropriate reseller statements. Claimant has no reason to believe that the information in the certificate or statement is false. See the instructions for additional information and requirements.

	(b) Rate	(c) Number of gallons sold or used	(d) Amount of credit	(e) CRN
<b>a</b> Biodiesel (other than agri-biodiesel) mixtures	\$1.00		\$	388
<b>b</b> Agri-biodiesel mixtures	1.00			390
<b>c</b> Renewable diesel mixtures	1.00			307
<b>d</b> Sustainable aviation fuel mixtures (see instructions)				440

**11 Nontaxable Use of Alternative Fuel**

**Caution:** There is a reduced credit rate for use in certain intercity and local buses (type of use 5). See instructions.

	(a) Type of use	(b) Rate	(c) Gallons, or gasoline or diesel gallon equivalents	(d) Amount of credit	(e) CRN
<b>a</b> Liquefied petroleum gas (LPG) (see instructions)		\$.183		\$	419
<b>b</b> “P Series” fuels		.183			420
<b>c</b> Compressed natural gas (CNG) (see instructions)		.183			421
<b>d</b> Liquefied hydrogen		.183			422
<b>e</b> Fischer-Tropsch process liquid fuel from coal (including peat)		.243			423
<b>f</b> Liquid fuel derived from biomass		.243			424
<b>g</b> Liquefied natural gas (LNG) (see instructions)		.243			425
<b>h</b> Liquefied gas derived from biomass		.183			435

**12 Alternative Fuel Credit**

**Registration No.**

For the alternative fuel mixture credit, claimant produced a mixture by mixing taxable fuel with alternative fuel. Claimant certifies that it (a) produced the alternative fuel, or (b) has in its possession the name, address, and EIN of the person(s) that sold the alternative fuel to the claimant; the date of purchase; and an invoice or other documentation identifying the amount of the alternative fuel. The claimant also certifies that it made no other claim for the amount of the alternative fuel, or has repaid the amount to the government. The alternative fuel mixture was sold by the claimant to any person for use as a fuel or was used as a fuel by the claimant.

	(b) Rate	(c) Gallons, or gasoline or diesel gallon equivalents	(d) Amount of credit	(e) CRN
<b>a</b> Liquefied petroleum gas (LPG) (see instructions)	\$ .50		\$	426
<b>b</b> "P Series" fuels	.50			427
<b>c</b> Compressed natural gas (CNG) (see instructions)	.50			428
<b>d</b> Liquefied hydrogen (terminated after 12/31/2022)	.50			429
<b>e</b> Fischer-Tropsch process liquid fuel from coal (including peat)	.50			430
<b>f</b> Liquid fuel derived from biomass	.50			431
<b>g</b> Liquefied natural gas (LNG) (see instructions)	.50			432
<b>h</b> Liquefied gas derived from biomass	.50			436
<b>i</b> Compressed gas derived from biomass	.50			437

**13 Registered Credit Card Issuers**

**Registration No.**

	(b) Rate	(c) Gallons	(d) Amount of credit	(e) CRN
<b>a</b> Diesel fuel sold for the exclusive use of a state or local government	\$ .243		\$	360
<b>b</b> Kerosene sold for the exclusive use of a state or local government	.243			346
<b>c</b> Kerosene for use in aviation sold for the exclusive use of a state or local government taxed at \$.219	.218			369

**14 Nontaxable Use of a Diesel-Water Fuel Emulsion**

**Caution:** There is a reduced credit rate for use in certain intercity and local buses (type of use 5). See instructions.

	(a) Type of use	(b) Rate	(c) Gallons	(d) Amount of credit	(e) CRN
<b>a</b> Nontaxable use		\$ .197		\$	309
<b>b</b> Exported		.198			306

**15 Diesel-Water Fuel Emulsion Blending**

**Registration No.**

	(b) Rate	(c) Gallons	(d) Amount of credit	(e) CRN
Blender credit	\$ .046		\$	310

**16 Exported Dyed Fuels and Exported Gasoline Blendstocks**

	(b) Rate	(c) Gallons	(d) Amount of credit	(e) CRN
<b>a</b> Exported dyed diesel fuel and exported gasoline blendstocks taxed at \$.001	\$ .001		\$	415
<b>b</b> Exported dyed kerosene	.001			416

**17 Total income tax credit claimed.** Add lines 1 through 16, column (d). Enter here and on Schedule 3 (Form 1040), line 12; Form 1120, Schedule J, line 20b; Form 1120-S, line 23c; Form 1041, Schedule G, line 16b; or the proper line of other returns . . . . .

<b>17</b>	\$			
-----------	----	--	--	--

**Social Security and Medicare Tax  
on Unreported Tip Income**

Department of the Treasury  
Internal Revenue Service

Attach to your tax return.  
Go to [www.irs.gov/Form4137](http://www.irs.gov/Form4137) for the latest information.

**2022**

Attachment  
Sequence No. **24**

Name of person who received tips. If married, complete a separate Form 4137 for each spouse with unreported tips. Social security number

1	(a) Name of employer to whom you were required to but didn't report all your tips (see instructions)	(b) Employer identification number (see instructions)	(c) Total cash and charge tips you received (including unreported tips) (see instructions)	(d) Total cash and charge tips you reported to your employer
A				
B				
C				
D				
E				
2	Total cash and charge tips you <b>received</b> in 2022. Add the amounts from line 1, column (c)	2	[Red Box]	
3	Total cash and charge tips you <b>reported</b> to your employer(s) in 2022. Add the amounts from line 1, column (d)			3 [Red Box]
4	Subtract line 3 from line 2. You <b>must</b> include this amount on line 1c of Form 1040, 1040-SR, or 1040-NR. See <i>Allocated tips</i> on page 2			4 [Red Box]
5	Cash and charge tips you received but didn't report to your employer because the total was less than \$20 in a calendar month (see instructions)			5 [Red Box]
6	Unreported tips subject to Medicare tax. Subtract line 5 from line 4			6 [Red Box]
7	Maximum amount of wages (including tips) subject to social security tax	7	147,000	
8	Total social security wages and social security tips (total of boxes 3 and 7 shown on your Form(s) W-2) and railroad retirement (RRTA) compensation (subject to 6.2% rate) (see instructions)	8	[Red Box]	
9	Subtract line 8 from line 7. If line 8 is more than line 7, enter -0-			9 [Red Box]
10	Unreported tips subject to social security tax. Enter the <b>smaller</b> of line 6 or line 9. If you received tips as a federal, state, or local government employee, see instructions			10 [Red Box]
11	Multiply line 10 by 0.062 (social security tax rate)			11 [Red Box]
12	Multiply line 6 by 0.0145 (Medicare tax rate)			12 [Red Box]
13	Add lines 11 and 12. Enter here and include as tax on Schedule 2 (Form 1040), line 5; Form 1040-PR, Part I, line 6; or Form 1040-SS, Part I, line 6. See your tax return instructions			13 [Red Box]

**General Instructions**

**Future Developments**

For the latest information about developments related to Form 4137 and its instructions, such as legislation enacted after they were published, go to [www.irs.gov/Form4137](http://www.irs.gov/Form4137).

**What's New**

For 2022, the maximum wages and tips subject to social security tax increases to \$147,000. The social security tax rate an employee must pay on tips remains at 6.2%.

**Reminder**

A 0.9% Additional Medicare Tax applies to Medicare wages, Railroad Retirement Tax Act (RRTA) compensation, and self-employment income over a threshold amount based on your filing status. Use Form 8959, Additional Medicare Tax, to figure this tax. See the Instructions for Form 8959 for more information on the Additional Medicare Tax.

**Purpose of form.** Use Form 4137 **only** to figure the social security and Medicare tax owed on tips you didn't report to your employer, including any allocated tips shown on your Form(s) W-2 that you must report as income. You must also report the income on Form 1040, 1040-SR, or 1040-NR, line 1c. By filing this form, your social security and Medicare tips will be credited to your social security record (used to figure your benefits). Don't use Form 4137 as a substitute Form W-2.



*If you believe you're an employee and you received Form 1099-MISC, Miscellaneous Information, or Form 1099-NEC, Nonemployee Compensation, instead of Form W-2, Wage and Tax Statement, because your employer didn't consider you an employee, don't use this form to report the social security and Medicare tax on that income. Instead, use Form 8919, Uncollected Social Security and Medicare Tax on Wages.*

**Who must file.** You must file Form 4137 if you received cash and charge tips of \$20 or more in a calendar month and didn't report all of those tips to your employer. You must also file Form 4137 if your Form(s) W-2, box 8, shows allocated tips that you must report as income.



Depreciation and Amortization (Including Information on Listed Property)

Attach to your tax return.

Go to www.irs.gov/Form4562 for instructions and the latest information.

Name(s) shown on return Business or activity to which this form relates Identifying number

Part I Election To Expense Certain Property Under Section 179

Note: If you have any listed property, complete Part V before you complete Part I.

EPZONE

Table with 13 rows for Section 179 election. Columns include description, cost, elected cost, and EPZONE. Rows include maximum amount, total cost, threshold cost, reduction in limitation, dollar limitation, and carryover amounts.

Note: Don't use Part II or Part III below for listed property. Instead, use Part V.

Part II Special Depreciation Allowance and Other Depreciation (Don't include listed property. See instructions.)

Table with 3 rows for Part II. Columns include description, amount, and EPZONE. Rows include special depreciation allowance, section 168(f)(1) election, and other depreciation.

Part III MACRS Depreciation (Don't include listed property. See instructions.)

Section A

Table with 2 rows for Section A. Columns include description, amount, and EPZONE. Rows include MACRS deductions for assets placed in service before 2022 and groupings for general asset accounts.

Section B—Assets Placed in Service During 2022 Tax Year Using the General Depreciation System

Table with 10 rows for Section B. Columns include classification, month/year placed in service, basis, recovery period, convention, method, and depreciation deduction. Rows include 3-year, 5-year, 7-year, 10-year, 15-year, 20-year, 25-year property, residential rental, and nonresidential real property.

Section C—Assets Placed in Service During 2022 Tax Year Using the Alternative Depreciation System

Table with 4 rows for Section C. Columns include class life, recovery period, convention, method, and depreciation deduction. Rows include 12-year, 30-year, and 40-year property.

Part IV Summary (See instructions.)

Table with 3 rows for Part IV. Columns include description, amount, and EPZONE. Rows include listed property amount, total depreciation, and section 263A costs.



**Part V Listed Property** (Include automobiles, certain other vehicles, certain aircraft, and property used for entertainment, recreation, or amusement.)

**Note:** For any vehicle for which you are using the standard mileage rate or deducting lease expense, complete **only** 24a, 24b, columns (a) through (c) of Section A, all of Section B, and Section C if applicable.

**Section A—Depreciation and Other Information (Caution: See the instructions for limits for passenger automobiles.)**

<b>24a</b> Do you have evidence to support the business/investment use claimed? <input type="checkbox"/> Yes <input type="checkbox"/> No						<b>24b</b> If "Yes," is the evidence written? <input type="checkbox"/> Yes <input type="checkbox"/> No					
(a) Type of property (list vehicles first)	(b) Date placed in service	(c) Business/investment use percentage	(d) Cost or other basis	(e) Basis for depreciation (business/investment use only)	(f) Recovery period	(g) Method/Convention	(h) Depreciation deduction	(i) Elected section 179 cost			
<b>25</b> Special depreciation allowance for qualified listed property placed in service during the tax year and used more than 50% in a qualified business use. See instructions .							<b>25</b>	█			
<b>26</b> Property used more than 50% in a qualified business use:											
		%		█			█				
		%									
		%									
<b>27</b> Property used 50% or less in a qualified business use:											
		%		█		S/L -	█				
		%	<b>total basis</b>			S/L -					
		%	<b>26e + 27e</b>	█		S/L -					
<b>28</b> Add amounts in column (h), lines 25 through 27. Enter here and on line 21, page 1 .							<b>28</b>	█			
<b>29</b> Add amounts in column (i), line 26. Enter here and on line 7, page 1 . . . . .								<b>29</b>	█		

**Section B—Information on Use of Vehicles**

Complete this section for vehicles used by a sole proprietor, partner, or other "more than 5% owner," or related person. If you provided vehicles to your employees, first answer the questions in Section C to see if you meet an exception to completing this section for those vehicles.

	(a) Vehicle 1		(b) Vehicle 2		(c) Vehicle 3		(d) Vehicle 4		(e) Vehicle 5		(f) Vehicle 6	
<b>30</b> Total business/investment miles driven during the year ( <b>don't</b> include commuting miles) . . . . .												
<b>31</b> Total commuting miles driven during the year . . . . .												
<b>32</b> Total other personal (noncommuting) miles driven . . . . .												
<b>33</b> Total miles driven during the year. Add lines 30 through 32 . . . . .												
<b>34</b> Was the vehicle available for personal use during off-duty hours? . . . . .	<b>Yes</b>	<b>No</b>	<b>Yes</b>	<b>No</b>	<b>Yes</b>	<b>No</b>	<b>Yes</b>	<b>No</b>	<b>Yes</b>	<b>No</b>	<b>Yes</b>	<b>No</b>
<b>35</b> Was the vehicle used primarily by a more than 5% owner or related person? . . . . .												
<b>36</b> Is another vehicle available for personal use?												

**Section C—Questions for Employers Who Provide Vehicles for Use by Their Employees**

Answer these questions to determine if you meet an exception to completing Section B for vehicles used by employees who **aren't** more than 5% owners or related persons. See instructions.

<b>37</b> Do you maintain a written policy statement that prohibits all personal use of vehicles, including commuting, by your employees? . . . . .	<b>Yes</b>	<b>No</b>
<b>38</b> Do you maintain a written policy statement that prohibits personal use of vehicles, except commuting, by your employees? See the instructions for vehicles used by corporate officers, directors, or 1% or more owners . . . . .		
<b>39</b> Do you treat all use of vehicles by employees as personal use? . . . . .		
<b>40</b> Do you provide more than five vehicles to your employees, obtain information from your employees about the use of the vehicles, and retain the information received? . . . . .		
<b>41</b> Do you meet the requirements concerning qualified automobile demonstration use? See instructions . . . . .		
<b>Note:</b> If your answer to 37, 38, 39, 40, or 41 is "Yes," don't complete Section B for the covered vehicles.		

**Part VI Amortization**

(a) Description of costs	(b) Date amortization begins	(c) Amortizable amount	(d) Code section	(e) Amortization period or percentage	(f) Amortization for this year
<b>42</b> Amortization of costs that begins during your 2022 tax year (see instructions):					
		<b>total cost</b>			
		█			
<b>43</b> Amortization of costs that began before your 2022 tax year . . . . .					<b>43</b>
<b>44 Total.</b> Add amounts in column (f). See the instructions for where to report . . . . .					<b>44</b>
					█

# Casualties and Thefts

Go to [www.irs.gov/Form4684](http://www.irs.gov/Form4684) for instructions and the latest information.  
Attach to your tax return.  
Use a separate Form 4684 for each casualty or theft.

Name(s) shown on tax return

Identifying number

**SECTION A—Personal Use Property** (Use this section to report casualties and thefts of property **not** used in a trade or business or for income-producing purposes. For tax years 2018 through 2025, if you are an individual, casualty or theft losses of personal-use property are deductible only if the loss is attributable to a federally declared disaster. You must use a separate Form 4684 (through line 12) for each casualty or theft event involving personal-use property. **If reporting a qualified disaster loss, see the instructions for special rules that apply before completing this section.**)

If the casualty or theft loss is attributable to a federally declared disaster, check here  and enter the DR- \_\_\_\_\_ or EM- \_\_\_\_\_ declaration number assigned by FEMA. (See instructions.)

- Description of properties (show type, location (city, state, and ZIP code), and date acquired for each property). Use a separate line for each property lost or damaged from the same casualty or theft. If you checked the box and entered the FEMA disaster declaration number above, enter the ZIP code for the property most affected on the line for Property A.

	Type of Property	City and State	ZIP Code	Date Acquired
Property A				
Property B				
Property C				
Property D				

	Properties			
	A	B	C	D
2	Cost or other basis of each property . . . . .			
3	Insurance or other reimbursement (whether or not you filed a claim) (see instructions) . . . . . <b>Note:</b> If line 2 is <b>more</b> than line 3, skip line 4.			
4	Gain from casualty or theft. If line 3 is <b>more</b> than line 2, enter the difference here and skip lines 5 through 9 for that column. See instructions if line 3 includes insurance or other reimbursement you did not claim, or you received payment for your loss in a later tax year . . . . .			
5	Fair market value <b>before</b> casualty or theft . . . . .			
6	Fair market value <b>after</b> casualty or theft . . . . .			
7	Subtract line 6 from line 5 . . . . .			
8	Enter the <b>smaller</b> of line 2 or line 7 . . . . .			
9	Subtract line 3 from line 8. If zero or less, enter -0- . . . . .			
10	Casualty or theft loss. Add the amounts on line 9 in columns A through D . . . . .			
11	Enter \$100 (\$500 if qualified disaster loss rules apply; see instructions) . . . . .			
12	Subtract line 11 from line 10. If zero or less, enter -0- . . . . . <b>Caution:</b> Use only one Form 4684 for lines 13 through 18.			
13	Add the amounts on line 4 of all Forms 4684 . . . . .			
14	Add the amounts on line 12 of all Forms 4684. If you have losses not attributable to a federally declared disaster, see the instructions . . . . . <b>Caution:</b> See instructions before completing line 15.			
15	<ul style="list-style-type: none"> <li>If line 13 is <b>more</b> than line 14, enter the difference here and on Schedule D. <b>Do not</b> complete the rest of this section.</li> <li>If line 13 is <b>equal</b> to line 14, enter -0- here. <b>Do not</b> complete the rest of this section.</li> <li>If line 13 is <b>less</b> than line 14, and you have no qualified disaster losses subject to the \$500 reduction on line 11 on any Form(s) 4684, enter -0- here and go to line 16. If you have qualified disaster losses subject to the \$500 reduction, subtract line 13 from line 14 and enter the smaller of this difference or the amount on line 12 of the Form(s) 4684 reporting those losses. Enter that result here and on Schedule A (Form 1040), line 16; or Schedule A (Form 1040-NR), line 7. If you claim the standard deduction, also include on Schedule A (Form 1040), line 16, the amount of your standard deduction (see the Instructions for Form 1040). Do not complete the rest of this section if all of your casualty or theft losses are subject to the \$500 reduction.</li> </ul>			
16	Add lines 13 and 15. Subtract the result from line 14 . . . . .			
17	Enter 10% of your adjusted gross income from Form 1040, 1040-SR, or 1040-NR, line 11. Estates and trusts, see instructions . . . . .			
18	Subtract line 17 from line 16. If zero or less, enter -0-. Also, enter the result on Schedule A (Form 1040), line 15; or Schedule A (Form 1040-NR), line 6. Estates and trusts, enter the result on the "Other deductions" line of your tax return . . . . .			

Name(s) shown on tax return. Do not enter name and identifying number if shown on other side.

Identifying number

SECTION B—Business and Income-Producing Property

Part I Casualty or Theft Gain or Loss (Use a separate Part I for each casualty or theft.)

19 Description of properties (show type, location, and date acquired for each property). Use a separate line for each property lost or damaged from the same casualty or theft. See instructions if claiming a loss due to a Ponzi-type investment scheme and Section C is not completed.

Property A
Property B
Property C
Property D

Table with columns for Properties A, B, C, D and rows 20-28 for cost, insurance, gain, market value, and loss calculations.

Part II Summary of Gains and Losses (from separate Parts I)

(a) Identify casualty or theft
(b) Losses from casualties or thefts: (i) Trade, business, rental, or royalty property; (ii) Income-producing property
(c) Gains from casualties or thefts includible in income

Casualty or Theft of Property Held One Year or Less

Table for Part II, One Year or Less, with rows 29-32 for totals and net gain/loss calculations.

Casualty or Theft of Property Held More Than One Year

Table for Part II, More Than One Year, with rows 33-39 for gains, losses, and net gain/loss calculations.

Name(s) shown on tax return

Identifying number

**SECTION C—Theft Loss Deduction for Ponzi-Type Investment Scheme Using the Procedures in Revenue Procedure 2009-20** (Complete this section in lieu of Appendix A in Revenue Procedure 2009-20. See instructions.)

**Part I Computation of Deduction**

40	Initial investment . . . . .	40		
41	Subsequent investments (see instructions) . . . . .	41		
42	Income reported on your tax returns for tax years prior to the discovery year (see instructions) . . . . .	42		
43	Add lines 40, 41, and 42 . . . . .	43		
44	Withdrawals for all years (see instructions) . . . . .	44		
45	Subtract line 44 from line 43. This is your total qualified investment . . . . .	45		
46	Enter 0.95 (95%) if you have no potential third-party recovery. Enter 0.75 (75%) if you have potential third-party recovery . . . . .	46	.	
47	Multiply line 46 by line 45 . . . . .	47		
48	Actual recovery . . . . .	48		
49	Potential insurance/Securities Investor Protection Corporation (SIPC) recovery . . . . .	49		
50	Add lines 48 and 49. This is your total recovery . . . . .	50		
51	Subtract line 50 from line 47. This is your deductible theft loss. Include this amount on line 28 of Section B, Part I. Do not complete lines 19–27 for this loss. Then complete Section B, Part II . . . . .	51		

**Part II Required Statements and Declarations (See instructions.)**

- I am claiming a theft loss deduction pursuant to Revenue Procedure 2009-20 from a specified fraudulent arrangement conducted by the following individual or entity.

Name of individual or entity \_\_\_\_\_  
 Taxpayer identification number (if known) \_\_\_\_\_  
 Address \_\_\_\_\_

- I have written documentation to support the amounts reported in Part I of this Section C.
- I am a qualified investor, as defined in section 4.03 of Revenue Procedure 2009-20.
- If I have determined the amount of my theft loss deduction using 0.95 on line 46 above, I declare that I have not pursued and do not intend to pursue any potential third-party recovery, as that term is defined in section 4.10 of Revenue Procedure 2009-20.
- I agree to comply with the conditions and agreements set forth in Revenue Procedure 2009-20 and this Section C.
- If I have already filed a return or amended return that does not satisfy the conditions in section 6.02 of Revenue Procedure 2009-20, I agree to all adjustments or actions that are necessary to comply with those conditions. The tax year(s) for which I filed the return(s) or amended return(s) and the date(s) on which they were filed are as follows:

\_\_\_\_\_  
 \_\_\_\_\_

Name(s) shown on tax return

Identifying number

**SECTION D—Election To Deduct Federally Declared Disaster Loss in Preceding Tax Year** (See instructions.)

**Part I Election Statement**

By providing all of the information below, the taxpayer elects, under section 165(i) of the Internal Revenue Code, to deduct a loss attributable to a federally declared disaster and that occurred in a federally declared disaster area in the tax year immediately preceding the tax year the loss was sustained.

Attach this Section D to your return or amended return for the tax year immediately preceding the tax year the loss was sustained to claim the disaster loss deduction.

52 Provide the name or a description of the federally declared disaster. \_\_\_\_\_

53 Provide the date or dates (mm/dd/yyyy) of the loss or losses attributable to the federally declared disaster. \_\_\_\_\_

54 Specify the address, including the city or town, county or parish, state, and ZIP code where the damaged or destroyed property was located at the time of the disaster. \_\_\_\_\_

**Part II Revocation of Prior Election**

By providing all of the information below, the taxpayer revokes the prior election under section 165(i) of the Internal Revenue Code to deduct a loss attributable to a federally declared disaster and that occurred in a federally declared disaster area in the tax year immediately preceding the tax year the loss was sustained.

Attach this Section D to your amended return for the tax year immediately preceding the tax year the loss was sustained to remove the previous disaster loss deduction.

55 Provide the name or a description of the federally declared disaster and the address of the property that was damaged or destroyed and for which the election was claimed. \_\_\_\_\_

56 Specify the date (mm/dd/yyyy) you filed the prior election, which you are now revoking. (See instructions and note that new rules went into effect on October 13, 2016.) \_\_\_\_\_

57 Enclose your payment or otherwise provide evidence for, or explanation of, your arrangements for the repayment of the amount of any credit or refund which you received and which resulted from the prior election (which you are now revoking). \_\_\_\_\_

**Sales of Business Property**  
**(Also Involuntary Conversions and Recapture Amounts Under Sections 179 and 280F(b)(2))**

Department of the Treasury  
Internal Revenue Service

Attach to your tax return.  
Go to [www.irs.gov/Form4797](http://www.irs.gov/Form4797) for instructions and the latest information.

Attachment  
Sequence No. **27**

Name(s) shown on return	Identifying number
<b>1a</b> Enter the gross proceeds from sales or exchanges reported to you for 2022 on Form(s) 1099-B or 1099-S (or substitute statement) that you are including on line 2, 10, or 20. See instructions . . . . .	<b>1a</b>
<b>b</b> Enter the total amount of gain that you are including on lines 2, 10, and 24 due to the partial dispositions of MACRS assets . . . . .	<b>1b</b>
<b>c</b> Enter the total amount of loss that you are including on lines 2 and 10 due to the partial dispositions of MACRS assets . . . . .	<b>1c</b>

**Part I Sales or Exchanges of Property Used in a Trade or Business and Involuntary Conversions From Other Than Casualty or Theft—Most Property Held More Than 1 Year** (see instructions)

2	(a) Description of property	(b) Date acquired (mo., day, yr.)	(c) Date sold (mo., day, yr.)	(d) Gross sales price	(e) Depreciation allowed or allowable since acquisition	(f) Cost or other basis, plus improvements and expense of sale	(g) Gain or (loss) Subtract (f) from the sum of (d) and (e)
							█
<b>3</b>	Gain, if any, from Form 4684, line 39 . . . . .						█
<b>4</b>	Section 1231 gain from installment sales from Form 6252, line 26 or 37 . . . . .						█
<b>5</b>	Section 1231 gain or (loss) from like-kind exchanges from Form 8824 . . . . .						█
<b>6</b>	Gain, if any, from line 32, from other than casualty or theft . . . . .						█
<b>7</b>	Combine lines 2 through 6. Enter the gain or (loss) here and on the appropriate line as follows . . . . .						█
<p><b>Partnerships and S corporations.</b> Report the gain or (loss) following the instructions for Form 1065, Schedule K, line 10, or Form 1120-S, Schedule K, line 9. Skip lines 8, 9, 11, and 12 below.</p> <p><b>Individuals, partners, S corporation shareholders, and all others.</b> If line 7 is zero or a loss, enter the amount from line 7 on line 11 below and skip lines 8 and 9. If line 7 is a gain and you didn't have any prior year section 1231 losses, or they were recaptured in an earlier year, enter the gain from line 7 as a long-term capital gain on the Schedule D filed with your return and skip lines 8, 9, 11, and 12 below.</p>							█
<b>8</b>	Nonrecaptured net section 1231 losses from prior years. See instructions . . . . .						
<b>9</b>	Subtract line 8 from line 7. If zero or less, enter -0-. If line 9 is zero, enter the gain from line 7 on line 12 below. If line 9 is more than zero, enter the amount from line 8 on line 12 below and enter the gain from line 9 as a long-term capital gain on the Schedule D filed with your return. See instructions. . . . .						█

**Part II Ordinary Gains and Losses** (see instructions)

<b>10</b>	Ordinary gains and losses not included on lines 11 through 16 (include property held 1 year or less):						█
<b>11</b>	Loss, if any, from line 7 . . . . .						( █ )
<b>12</b>	Gain, if any, from line 7 or amount from line 8, if applicable . . . . .						█
<b>13</b>	Gain, if any, from line 31 . . . . .						█
<b>14</b>	Net gain or (loss) from Form 4684, lines 31 and 38a . . . . .						█
<b>15</b>	Ordinary gain from installment sales from Form 6252, line 25 or 36 . . . . .						█
<b>16</b>	Ordinary gain or (loss) from like-kind exchanges from Form 8824 . . . . .						█
<b>17</b>	Combine lines 10 through 16. . . . .						█
<b>18</b>	For all except individual returns, enter the amount from line 17 on the appropriate line of your return and skip lines a and b below. For individual returns, complete lines a and b below.						█
<b>a</b>	If the loss on line 11 includes a loss from Form 4684, line 35, column (b)(ii), enter that part of the loss here. Enter the loss from income-producing property on Schedule A (Form 1040), line 16. (Do not include any loss on property used as an employee.) Identify as from "Form 4797, line 18a." See instructions . . . . .						█
<b>b</b>	Redetermine the gain or (loss) on line 17 excluding the loss, if any, on line 18a. Enter here and on Schedule 1 (Form 1040), Part I, line 4 . . . . .						█

**Part III Gain From Disposition of Property Under Sections 1245, 1250, 1252, 1254, and 1255**  
(see instructions)

19 (a) Description of section 1245, 1250, 1252, 1254, or 1255 property:		(b) Date acquired (mo., day, yr.)	(c) Date sold (mo., day, yr.)
<b>A</b>			
<b>B</b>			
<b>C</b>			
<b>D</b>			
<b>These columns relate to the properties on lines 19A through 19D.</b>		<b>Property A</b>	<b>Property B</b>
<b>20</b>	Gross sales price ( <b>Note:</b> See line 1a before completing.) . . . . .	<b>20</b>	
<b>21</b>	Cost or other basis plus expense of sale . . . . .	<b>21</b>	
<b>22</b>	Depreciation (or depletion) allowed or allowable . . . . .	<b>22</b>	
<b>23</b>	Adjusted basis. Subtract line 22 from line 21. . . . .	<b>23</b>	
<b>24</b>	Total gain. Subtract line 23 from line 20 . . . . .	<b>24</b>	
<b>25 If section 1245 property:</b>			
<b>a</b>	Depreciation allowed or allowable from line 22 . . . . .	<b>25a</b>	
<b>b</b>	Enter the <b>smaller</b> of line 24 or 25a. . . . .	<b>25b</b>	
<b>26 If section 1250 property:</b> If straight line depreciation was used, enter -0- on line 26g, except for a corporation subject to section 291.			
<b>a</b>	Additional depreciation after 1975. See instructions . . . . .	<b>26a</b>	
<b>b</b>	Applicable percentage multiplied by the <b>smaller</b> of line 24 or line 26a. See instructions. . . . .	<b>26b</b>	
<b>c</b>	Subtract line 26a from line 24. If residential rental property or line 24 isn't more than line 26a, skip lines 26d and 26e . . . . .	<b>26c</b>	
<b>d</b>	Additional depreciation after 1969 and before 1976. . . . .	<b>26d</b>	
<b>e</b>	Enter the <b>smaller</b> of line 26c or 26d . . . . .	<b>26e</b>	
<b>f</b>	Section 291 amount (corporations only) . . . . .	<b>26f</b>	
<b>g</b>	Add lines 26b, 26e, and 26f . . . . .	<b>26g</b>	
<b>27 If section 1252 property:</b> Skip this section if you didn't dispose of farmland or if this form is being completed for a partnership.			
<b>a</b>	Soil, water, and land clearing expenses . . . . .	<b>27a</b>	
<b>b</b>	Line 27a multiplied by applicable percentage. See instructions . . . . .	<b>27b</b>	
<b>c</b>	Enter the <b>smaller</b> of line 24 or 27b . . . . .	<b>27c</b>	
<b>28 If section 1254 property:</b>			
<b>a</b>	Intangible drilling and development costs, expenditures for development of mines and other natural deposits, mining exploration costs, and depletion. See instructions . . . . .	<b>28a</b>	
<b>b</b>	Enter the <b>smaller</b> of line 24 or 28a. . . . .	<b>28b</b>	
<b>29 If section 1255 property:</b>			
<b>a</b>	Applicable percentage of payments excluded from income under section 126. See instructions . . . . .	<b>29a</b>	
<b>b</b>	Enter the <b>smaller</b> of line 24 or 29a. See instructions . . . . .	<b>29b</b>	

**Summary of Part III Gains.** Complete property columns A through D through line 29b before going to line 30.

<b>30</b>	Total gains for all properties. Add property columns A through D, line 24 . . . . .	<b>30</b>	
<b>31</b>	Add property columns A through D, lines 25b, 26g, 27c, 28b, and 29b. Enter here and on line 13 . . . . .	<b>31</b>	
<b>32</b>	Subtract line 31 from line 30. Enter the portion from casualty or theft on Form 4684, line 33. Enter the portion from other than casualty or theft on Form 4797, line 6 . . . . .	<b>32</b>	

**Part IV Recapture Amounts Under Sections 179 and 280F(b)(2) When Business Use Drops to 50% or Less**  
(see instructions)

		(a) Section 179	(b) Section 280F(b)(2)
<b>33</b>	Section 179 expense deduction or depreciation allowable in prior years. . . . .	<b>33</b>	
<b>34</b>	Recomputed depreciation. See instructions . . . . .	<b>34</b>	
<b>35</b>	Recapture amount. Subtract line 34 from line 33. See the instructions for where to report . . . . .	<b>35</b>	



**Farm Rental Income and Expenses**  
**(Crop and Livestock Shares (Not Cash) Received by Landowner (or Sub-Lessor))**  
**(Income Not Subject to Self-Employment Tax)**  
**Attach to Form 1040, 1040-SR, or 1040-NR.**  
**Go to [www.irs.gov/Form4835](http://www.irs.gov/Form4835) for the latest information.**

Name(s) shown on tax return \_\_\_\_\_

Your social security number \_\_\_\_\_

number of form 4835s attached   

Employer ID number (EIN), if any \_\_\_\_\_

**A** Did you actively participate in the operation of this farm during 2022? See instructions . . . . .     Yes  No

**Part I Gross Farm Rental Income—Based on Production.** Include amounts converted to cash or the equivalent.

<b>1</b> Income from production of livestock, produce, grains, and other crops . . . . .			<b>1</b>	<span style="border: 1px solid black; padding: 0 5px;">  </span>
<b>2a</b> Cooperative distributions (Form(s) 1099-PATR) . . . . .	<b>2a</b>	<span style="border: 1px solid black; padding: 0 5px;">  </span>	<b>2b</b> Taxable amount	<span style="border: 1px solid black; padding: 0 5px;">  </span>
<b>3a</b> Agricultural program payments (see instructions) . . . . .	<b>3a</b>	<span style="border: 1px solid black; padding: 0 5px;">  </span>	<b>3b</b> Taxable amount	<span style="border: 1px solid black; padding: 0 5px;">  </span>
<b>4</b> Commodity Credit Corporation (CCC) loans (see instructions):				
<b>a</b> CCC loans reported under election . . . . .			<b>4a</b>	<span style="border: 1px solid black; padding: 0 5px;">  </span>
<b>b</b> CCC loans forfeited . . . . .	<b>4b</b>	<span style="border: 1px solid black; padding: 0 5px;">  </span>	<b>4c</b> Taxable amount	<span style="border: 1px solid black; padding: 0 5px;">  </span>
<b>5</b> Crop insurance proceeds and federal crop disaster payments (see instructions):				
<b>a</b> Amount received in 2022 . . . . .	<b>5a</b>	<span style="border: 1px solid black; padding: 0 5px;">  </span>	<b>5b</b> Taxable amount	<span style="border: 1px solid black; padding: 0 5px;">  </span>
<b>c</b> If election to defer to 2023 is attached, check here <input type="checkbox"/> <b>5d</b> Amount deferred from 2021. . . . .			<b>5d</b>	<span style="border: 1px solid black; padding: 0 5px;">  </span>
<b>6</b> Other income, including federal and state gasoline or fuel tax credit or refund (see instructions) . . . . .			<b>6</b>	<span style="border: 1px solid black; padding: 0 5px;">  </span>
<b>7</b> <b>Gross farm rental income.</b> Add amounts in the right column for lines 1 through 6. Enter the total here and on Schedule E (Form 1040), line 42 . . . . .			<b>7</b>	<span style="border: 1px solid black; padding: 0 5px;">  </span>

**Part II Expenses—Farm Rental Property.** Do not include personal or living expenses.

<b>8</b> Car and truck expenses (see Schedule F (Form 1040) instructions). Also attach <b>Form 4562</b> . . . . .	<b>8</b>	<span style="border: 1px solid black; padding: 0 5px;">  </span>	<b>21</b> Pension and profit-sharing plans . . . . .	<b>21</b>	<span style="border: 1px solid black; padding: 0 5px;">  </span>
<b>9</b> Chemicals . . . . .	<b>9</b>	<span style="border: 1px solid black; padding: 0 5px;">  </span>	<b>22</b> Rent or lease:		
<b>10</b> Conservation expenses (see instructions) . . . . .	<b>10</b>	<span style="border: 1px solid black; padding: 0 5px;">  </span>	<b>a</b> Vehicles, machinery, and equipment (see instructions) . . . . .	<b>22a</b>	<span style="border: 1px solid black; padding: 0 5px;">  </span>
<b>11</b> Custom hire (machine work) . . . . .	<b>11</b>	<span style="border: 1px solid black; padding: 0 5px;">  </span>	<b>b</b> Other (land, animals, etc.) . . . . .	<b>22b</b>	<span style="border: 1px solid black; padding: 0 5px;">  </span>
<b>12</b> Depreciation and section 179 expense deduction not claimed elsewhere . . . . .	<b>12</b>	<span style="border: 1px solid black; padding: 0 5px;">  </span>	<b>23</b> Repairs and maintenance . . . . .	<b>23</b>	<span style="border: 1px solid black; padding: 0 5px;">  </span>
<b>13</b> Employee benefit programs other than on line 21 (see Schedule F (Form 1040) instructions) . . . . .	<b>13</b>	<span style="border: 1px solid black; padding: 0 5px;">  </span>	<b>24</b> Seeds and plants . . . . .	<b>24</b>	<span style="border: 1px solid black; padding: 0 5px;">  </span>
<b>14</b> Feed . . . . .	<b>14</b>	<span style="border: 1px solid black; padding: 0 5px;">  </span>	<b>25</b> Storage and warehousing . . . . .	<b>25</b>	<span style="border: 1px solid black; padding: 0 5px;">  </span>
<b>15</b> Fertilizers and lime . . . . .	<b>15</b>	<span style="border: 1px solid black; padding: 0 5px;">  </span>	<b>26</b> Supplies . . . . .	<b>26</b>	<span style="border: 1px solid black; padding: 0 5px;">  </span>
<b>16</b> Freight and trucking . . . . .	<b>16</b>	<span style="border: 1px solid black; padding: 0 5px;">  </span>	<b>27</b> Taxes . . . . .	<b>27</b>	<span style="border: 1px solid black; padding: 0 5px;">  </span>
<b>17</b> Gasoline, fuel, and oil . . . . .	<b>17</b>	<span style="border: 1px solid black; padding: 0 5px;">  </span>	<b>28</b> Utilities . . . . .	<b>28</b>	<span style="border: 1px solid black; padding: 0 5px;">  </span>
<b>18</b> Insurance (other than health) . . . . .	<b>18</b>	<span style="border: 1px solid black; padding: 0 5px;">  </span>	<b>29</b> Veterinary, breeding, and medicine . . . . .	<b>29</b>	<span style="border: 1px solid black; padding: 0 5px;">  </span>
<b>19</b> Interest (see instructions):			<b>30</b> Other expenses (specify):		
<b>a</b> Mortgage (paid to banks, etc.) . . . . .	<b>19a</b>	<span style="border: 1px solid black; padding: 0 5px;">  </span>	<b>a</b> <b>other expenses</b> <span style="border: 1px solid black; padding: 0 5px;">  </span>	<b>30a</b>	<span style="border: 1px solid black; padding: 0 5px;">  </span>
<b>b</b> Other . . . . .	<b>19b</b>	<span style="border: 1px solid black; padding: 0 5px;">  </span>	<b>b</b> _____	<b>30b</b>	<span style="border: 1px solid black; padding: 0 5px;">  </span>
<b>20</b> Labor hired (less employment credits) (see Schedule F (Form 1040) instructions) . . . . .	<b>20</b>	<span style="border: 1px solid black; padding: 0 5px;">  </span>	<b>c</b> _____	<b>30c</b>	<span style="border: 1px solid black; padding: 0 5px;">  </span>
			<b>d</b> _____	<b>30d</b>	<span style="border: 1px solid black; padding: 0 5px;">  </span>
			<b>e</b> _____	<b>30e</b>	<span style="border: 1px solid black; padding: 0 5px;">  </span>
			<b>f</b> _____	<b>30f</b>	<span style="border: 1px solid black; padding: 0 5px;">  </span>
			<b>g</b> _____	<b>30g</b>	<span style="border: 1px solid black; padding: 0 5px;">  </span>
<b>31</b> <b>Total expenses.</b> Add lines 8 through 30g. See instructions . . . . .	<b>31</b>	<span style="border: 1px solid black; padding: 0 5px;">  </span>			
<b>32</b> <b>Net farm rental income or (loss).</b> Subtract line 31 from line 7. If the result is income, enter it here and on Schedule E (Form 1040), line 40. If the result is a loss, you <b>must</b> go to line 34. See instructions. . . . .	<b>32</b>	<span style="border: 1px solid black; padding: 0 5px;">  </span>			
<b>33</b> Reserved for future use . . . . . <b>farm subsidy</b> <span style="border: 1px solid black; padding: 0 5px;">  </span>	<b>33</b>	<span style="border: 1px solid black; padding: 0 5px;">  </span>			
<b>34</b> If line 32 is a loss, check the box that describes your investment in this activity. See instructions . . . . .	<b>34a</b>	<input type="checkbox"/> All investment is at risk.	<b>investment risk</b> <span style="border: 1px solid black; padding: 0 5px;">  </span>	<b>34b</b>	<input type="checkbox"/> Some investment is not at risk.
<b>c</b> You may have to complete <b>Form 8582</b> to determine your deductible loss, regardless of which box you checked. If you checked box 34b, you <b>must</b> complete <b>Form 6198</b> before going to Form 8582. In either case, enter the <b>deductible loss</b> here and on Schedule E (Form 1040), line 40. See instructions.	<b>34c</b>	<span style="border: 1px solid black; padding: 0 5px;">  </span>			



# Investment Interest Expense Deduction

Go to [www.irs.gov/Form4952](http://www.irs.gov/Form4952) for the latest information.  
 Attach to your tax return.

Name(s) shown on return

Identifying number

## Part I Total Investment Interest Expense

<b>1</b>	Investment interest expense paid or accrued in 2022 (see instructions)	<b>1</b>	
<b>2</b>	Disallowed investment interest expense from 2021 Form 4952, line 7	<b>2</b>	
<b>3</b>	<b>Total investment interest expense.</b> Add lines 1 and 2	<b>3</b>	

## Part II Net Investment Income

<b>4a</b>	Gross income from property held for investment (excluding any net gain from the disposition of property held for investment)	<b>4a</b>		
<b>4b</b>	Qualified dividends included on line 4a	<b>4b</b>		
<b>c</b>	Subtract line 4b from line 4a	<b>4c</b>		
<b>d</b>	Net gain from the disposition of property held for investment	<b>4d</b>		
<b>e</b>	Enter the <b>smaller</b> of line 4d or your net capital gain from the disposition of property held for investment. See instructions	<b>4e</b>		
<b>f</b>	Subtract line 4e from line 4d	<b>4f</b>		
<b>g</b>	Enter the amount from lines 4b and 4e that you elect to include in investment income. See instructions	<b>4g</b>		
<b>h</b>	Investment income. Add lines 4c, 4f, and 4g	<b>4h</b>		
<b>5</b>	Investment expenses (see instructions)	<b>5</b>		
<b>6</b>	<b>Net investment income.</b> Subtract line 5 from line 4h. If zero or less, enter -0-	<b>6</b>		

## Part III Investment Interest Expense Deduction

<b>7</b>	Disallowed investment interest expense to be carried forward to 2023. Subtract line 3. If zero or less, enter -0-	<b>7</b>	
<b>8</b>	<b>Investment interest expense deduction.</b> Enter the <b>smaller</b> of line 3 or line 6. See instructions	<b>8</b>	

For Paperwork Reduction Act Notice, see page 4.

Cat. No. 13177Y

Form **4952** (2022)

**Tax on Lump-Sum Distributions**  
**(From Qualified Plans of Participants Born Before January 2, 1936)**  
Go to [www.irs.gov/Form4972](http://www.irs.gov/Form4972) for the latest information.  
Attach to Form 1040, 1040-SR, 1040-NR, or 1041.

OMB No. 1545-0193

**2022**  
Attachment  
Sequence No. **28**

Name of recipient of distribution

Identifying number

**Part I Complete this part to see if you can use Form 4972**

	Yes	No
<b>1</b> Was this a distribution of a plan participant's entire balance (excluding deductible voluntary employee contributions and certain forfeited amounts) from all of an employer's qualified plans of one kind (for example, pension, profit-sharing, or stock bonus)? If "No," <b>don't</b> use this form . . . . .	<input checked="" type="checkbox"/>	<input type="checkbox"/>
<b>2</b> Did you roll over any part of the distribution? If "Yes," <b>don't</b> use this form . . . . .	<input type="checkbox"/>	<input type="checkbox"/>
<b>3</b> Was this distribution paid to you as a beneficiary of a plan participant who was born before January 2, 1936?	<input checked="" type="checkbox"/>	<input type="checkbox"/>
<b>4</b> Were you (a) a plan participant who received this distribution, (b) born before January 2, 1936, and (c) a participant in the plan for at least 5 years before the year of the distribution? . . . . . If you answered "No" to both questions 3 and 4, <b>don't</b> use this form.	<input checked="" type="checkbox"/>	<input type="checkbox"/>
<b>5a</b> Did you use Form 4972 after 1986 for a previous distribution from your own plan? If "Yes," <b>don't</b> use this form for a 2022 distribution from your own plan . . . . .	<input checked="" type="checkbox"/>	<input type="checkbox"/>
<b>b</b> If you are receiving this distribution as a beneficiary of a plan participant who died, did you use Form 4972 for a previous distribution received as a beneficiary of that participant after 1986? If "Yes," <b>don't</b> use this form for this distribution . . . . .	<input checked="" type="checkbox"/>	<input type="checkbox"/>

**Part II Complete this part to choose the 20% capital gain elections** (see instructions) **OPTION METHOD**

<b>6</b> Capital gain part from Form 1099-R, box 3 . . . . .	<b>6</b>	<input checked="" type="checkbox"/>
<b>7</b> Multiply line 6 by 20% (0.20) . . . . . If you also choose to use Part III, go to line 8. Otherwise, include the amount from line 7 in the total on Form 1040, 1040-SR, or 1040-NR, line 16, or Form 1041, Schedule G, line 1b. Be sure to check box 2 on Form 1040, 1040-SR, or 1040-NR, line 16.	<b>7</b>	<input type="checkbox"/>

**Part III Complete this part to choose the 10-year tax option** (see instructions)

<b>8</b> If you completed Part II, enter the amount from Form 1099-R, box 2a, minus box 3. If you didn't complete Part II, enter the amount from box 2a. Multiple recipients (and recipients who elect to include net unrealized appreciation (NUA) in taxable income), see instructions . . . . .	<b>8</b>	<input checked="" type="checkbox"/>
<b>9</b> Death benefit exclusion for a beneficiary of a plan participant who died before August 21, 1996 . . . . .	<b>9</b>	<input type="checkbox"/>
<b>10</b> Total taxable amount. Subtract line 9 from line 8 . . . . .	<b>10</b>	<input checked="" type="checkbox"/>
<b>11</b> Current actuarial value of annuity from Form 1099-R, box 8. If none, enter -0- . . . . .	<b>11</b>	<input checked="" type="checkbox"/>
<b>12</b> Adjusted total taxable amount. Add lines 10 and 11. If this amount is \$70,000 or more, <b>skip</b> lines 13 through 16, enter this amount on line 17, and go to line 18 . . . . .	<b>12</b>	<input checked="" type="checkbox"/>
<b>13</b> Multiply line 12 by 50% (0.50), but <b>don't</b> enter more than \$10,000 . . . . .	<b>13</b>	<input type="checkbox"/>
<b>14</b> Subtract \$20,000 from line 12. If line 12 is \$20,000 or less, enter -0- . . . . .	<b>14</b>	<input type="checkbox"/>
<b>15</b> Multiply line 14 by 20% (0.20) . . . . .	<b>15</b>	<input type="checkbox"/>
<b>16</b> Minimum distribution allowance. Subtract line 15 from line 13 . . . . .	<b>16</b>	<input checked="" type="checkbox"/>
<b>17</b> Subtract line 16 from line 12 . . . . .	<b>17</b>	<input type="checkbox"/>
<b>18</b> Federal estate tax attributable to lump-sum distribution . . . . .	<b>18</b>	<input checked="" type="checkbox"/>
<b>19</b> Subtract line 18 from line 17. If line 11 is zero, <b>skip</b> lines 20 through 22 and go to line 23 . . . . .	<b>19</b>	<input type="checkbox"/>
<b>20</b> Divide line 11 by line 12 and enter the result as a decimal (rounded to at least three places) . . . . .	<b>20</b>	<input type="checkbox"/>
<b>21</b> Multiply line 16 by the decimal on line 20 . . . . .	<b>21</b>	<input type="checkbox"/>
<b>22</b> Subtract line 21 from line 11 . . . . .	<b>22</b>	<input type="checkbox"/>
<b>23</b> Multiply line 19 by 10% (0.10) . . . . .	<b>23</b>	<input type="checkbox"/>
<b>24</b> Tax on amount on line 23. Use the Tax Rate Schedule in the instructions . . . . .	<b>24</b>	<input checked="" type="checkbox"/>
<b>25</b> Multiply line 24 by 10.0. If line 11 is zero, <b>skip</b> lines 26 through 28, enter this amount on line 29, and go to line 30 . . . . .	<b>25</b>	<input type="checkbox"/>
<b>26</b> Multiply line 22 by 10% (0.10) . . . . .	<b>26</b>	<input type="checkbox"/>
<b>27</b> Tax on amount on line 26. Use the Tax Rate Schedule in the instructions . . . . .	<b>27</b>	<input checked="" type="checkbox"/>
<b>28</b> Multiply line 27 by 10.0 . . . . .	<b>28</b>	<input type="checkbox"/>
<b>29</b> Subtract line 28 from line 25. Multiple recipients, see instructions <b>MULTIPLE RECIPIENTS CODE</b> <input checked="" type="checkbox"/>	<b>29</b>	<input checked="" type="checkbox"/>
<b>30 Tax on lump-sum distribution.</b> Add lines 7 and 29. Also, include this amount in the total on Form 1040, 1040-SR, or 1040-NR, line 16 (check box 2), or Form 1041, Schedule G, line 1b . . . . .	<b>30</b>	<input checked="" type="checkbox"/>

## Additional Taxes on Qualified Plans (Including IRAs) and Other Tax-Favored Accounts

Attach to Form 1040, 1040-SR, or 1040-NR.  
 Go to [www.irs.gov/Form5329](http://www.irs.gov/Form5329) for instructions and the latest information.

OMB No. 1545-0074

2022

Attachment  
 Sequence No. **29**

Name of individual subject to additional tax. If married filing jointly, see instructions. Your social security number

<b>Fill in Your Address Only if You Are Filing This Form by Itself and Not With Your Tax Return</b>	Home address (number and street), or P.O. box if mail is not delivered to your home		Apt. no.
	City, town or post office, state, and ZIP code. If you have a foreign address, also complete the spaces below. See instructions.		If this is an amended return, check here <input type="checkbox"/>
	Foreign country name	Foreign province/state/county	

If you **only** owe the additional 10% tax on the full amount of the early distributions, you may be able to report this tax directly on Schedule 2 (Form 1040), line 8, without filing Form 5329. See instructions.

**Part I Additional Tax on Early Distributions.** Complete this part if you took a taxable distribution (other than a qualified disaster distribution) before you reached age 59½ from a qualified retirement plan (including an IRA) or modified endowment contract (unless you are reporting this tax directly on Schedule 2 (Form 1040)—see above). You may also have to complete this part to indicate that you qualify for an exception to the additional tax on early distributions or for certain Roth IRA distributions. See instructions.

1	Early distributions includible in income (see instructions). For Roth IRA distributions, see instructions.	1	
2	Early distributions included on line 1 that are not subject to the additional tax (see instructions). Enter the appropriate exception number from the instructions: _____	2	
3	Amount subject to additional tax. Subtract line 2 from line 1	3	
4	<b>Additional tax.</b> Enter 10% (0.10) of line 3. Include this amount on Schedule 2 (Form 1040), line 8 <b>Caution:</b> If any part of the amount on line 3 was a distribution from a SIMPLE IRA, you may have to include 25% of that amount on line 4 instead of 10%. See instructions.	4	

**Part II Additional Tax on Certain Distributions From Education Accounts and ABLÉ Accounts.** Complete this part if you included an amount in income, on Schedule 1 (Form 1040), line 8z, from a Coverdell education savings account (ESA) or a qualified tuition program (QTP), or on Schedule 1 (Form 1040), line 8q, from an ABLÉ account.

5	Distributions included in income from a Coverdell ESA, a QTP, or an ABLÉ account	5	
6	Distributions included on line 5 that are not subject to the additional tax (see instructions)	6	
7	Amount subject to additional tax. Subtract line 6 from line 5	7	
8	<b>Additional tax.</b> Enter 10% (0.10) of line 7. Include this amount on Schedule 2 (Form 1040), line 8	8	

**Part III Additional Tax on Excess Contributions to Traditional IRAs.** Complete this part if you contributed more to your traditional IRAs for 2022 than is allowable or you had an amount on line 17 of your 2021 Form 5329.

9	Enter your excess contributions from line 16 of your 2021 Form 5329. See instructions. If zero, go to line 15	9	
10	If your traditional IRA contributions for 2022 are less than your maximum allowable contribution, see instructions. Otherwise, enter -0-	10	
11	2022 traditional IRA distributions included in income (see instructions)	11	
12	2022 distributions of prior year excess contributions (see instructions)	12	
13	Add lines 10, 11, and 12	13	
14	Prior year excess contributions. Subtract line 13 from line 9. If zero or less, enter -0-	14	
15	Excess contributions for 2022 (see instructions)	15	
16	Total excess contributions. Add lines 14 and 15	16	
17	<b>Additional tax.</b> Enter 6% (0.06) of the <b>smaller</b> of line 16 or the value of your traditional IRAs on December 31, 2022 (including 2022 contributions made in 2023). Include this amount on Schedule 2 (Form 1040), line 8	17	

**Part IV Additional Tax on Excess Contributions to Roth IRAs.** Complete this part if you contributed more to your Roth IRAs for 2022 than is allowable or you had an amount on line 25 of your 2021 Form 5329.

18	Enter your excess contributions from line 24 of your 2021 Form 5329. See instructions. If zero, go to line 23	18	
19	If your Roth IRA contributions for 2022 are less than your maximum allowable contribution, see instructions. Otherwise, enter -0-	19	
20	2022 distributions from your Roth IRAs (see instructions)	20	
21	Add lines 19 and 20	21	
22	Prior year excess contributions. Subtract line 21 from line 18. If zero or less, enter -0-	22	
23	Excess contributions for 2022 (see instructions)	23	
24	Total excess contributions. Add lines 22 and 23	24	
25	<b>Additional tax.</b> Enter 6% (0.06) of the <b>smaller</b> of line 24 or the value of your Roth IRAs on December 31, 2022 (including 2022 contributions made in 2023). Include this amount on Schedule 2 (Form 1040), line 8	25	

**Part V Additional Tax on Excess Contributions to Coverdell ESAs.** Complete this part if the contributions to your Coverdell ESAs for 2022 were more than is allowable or you had an amount on line 33 of your 2021 Form 5329.

<b>26</b>	Enter the excess contributions from line 32 of your 2021 Form 5329. See instructions. If zero, go to line 31	<b>26</b>	
<b>27</b>	If the contributions to your Coverdell ESAs for 2022 were less than the maximum allowable contribution, see instructions. Otherwise, enter -0-	<b>27</b>	
<b>28</b>	2022 distributions from your Coverdell ESAs (see instructions)	<b>28</b>	
<b>29</b>	Add lines 27 and 28	<b>29</b>	
<b>30</b>	Prior year excess contributions. Subtract line 29 from line 26. If zero or less, enter -0-	<b>30</b>	
<b>31</b>	Excess contributions for 2022 (see instructions)	<b>31</b>	
<b>32</b>	Total excess contributions. Add lines 30 and 31	<b>32</b>	
<b>33</b>	<b>Additional tax.</b> Enter 6% (0.06) of the <b>smaller</b> of line 32 or the value of your Coverdell ESAs on December 31, 2022 (including 2022 contributions made in 2023). Include this amount on Schedule 2 (Form 1040), line 8	<b>33</b>	

**Part VI Additional Tax on Excess Contributions to Archer MSAs.** Complete this part if you or your employer contributed more to your Archer MSAs for 2022 than is allowable or you had an amount on line 41 of your 2021 Form 5329.

<b>34</b>	Enter the excess contributions from line 40 of your 2021 Form 5329. See instructions. If zero, go to line 39	<b>34</b>	
<b>35</b>	If the contributions to your Archer MSAs for 2022 are less than the maximum allowable contribution, see instructions. Otherwise, enter -0-	<b>35</b>	
<b>36</b>	2022 distributions from your Archer MSAs from Form 8853, line 8	<b>36</b>	
<b>37</b>	Add lines 35 and 36	<b>37</b>	
<b>38</b>	Prior year excess contributions. Subtract line 37 from line 34. If zero or less, enter -0-	<b>38</b>	
<b>39</b>	Excess contributions for 2022 (see instructions)	<b>39</b>	
<b>40</b>	Total excess contributions. Add lines 38 and 39	<b>40</b>	
<b>41</b>	<b>Additional tax.</b> Enter 6% (0.06) of the <b>smaller</b> of line 40 or the value of your Archer MSAs on December 31, 2022 (including 2022 contributions made in 2023). Include this amount on Schedule 2 (Form 1040), line 8	<b>41</b>	

**Part VII Additional Tax on Excess Contributions to Health Savings Accounts (HSAs).** Complete this part if you, someone on your behalf, or your employer contributed more to your HSAs for 2022 than is allowable or you had an amount on line 49 of your 2021 Form 5329.

<b>42</b>	Enter the excess contributions from line 48 of your 2021 Form 5329. If zero, go to line 47	<b>42</b>	
<b>43</b>	If the contributions to your HSAs for 2022 are less than the maximum allowable contribution, see instructions. Otherwise, enter -0-	<b>43</b>	
<b>44</b>	2022 distributions from your HSAs from Form 8889, line 16	<b>44</b>	
<b>45</b>	Add lines 43 and 44	<b>45</b>	
<b>46</b>	Prior year excess contributions. Subtract line 45 from line 42. If zero or less, enter -0-	<b>46</b>	
<b>47</b>	Excess contributions for 2022 (see instructions)	<b>47</b>	
<b>48</b>	Total excess contributions. Add lines 46 and 47	<b>48</b>	
<b>49</b>	<b>Additional tax.</b> Enter 6% (0.06) of the <b>smaller</b> of line 48 or the value of your HSAs on December 31, 2022 (including 2022 contributions made in 2023). Include this amount on Schedule 2 (Form 1040), line 8	<b>49</b>	

**Part VIII Additional Tax on Excess Contributions to an ABLE Account.** Complete this part if contributions to your ABLE account for 2022 were more than is allowable.

<b>50</b>	Excess contributions for 2022 (see instructions)	<b>50</b>	
<b>51</b>	<b>Additional tax.</b> Enter 6% (0.06) of the <b>smaller</b> of line 50 or the value of your ABLE account on December 31, 2022. Include this amount on Schedule 2 (Form 1040), line 8	<b>51</b>	

**Part IX Additional Tax on Excess Accumulation in Qualified Retirement Plans (Including IRAs).** Complete this part if you did not receive the minimum required distribution from your qualified retirement plan.

<b>52</b>	Minimum required distribution for 2022 (see instructions)	<b>52</b>	
<b>53</b>	Amount actually distributed to you in 2022	<b>53</b>	
<b>54</b>	Subtract line 53 from line 52. If zero or less, enter -0-	<b>54</b>	
<b>55</b>	<b>Additional tax.</b> Enter 50% (0.50) of line 54. Include this amount on Schedule 2 (Form 1040), line 8	<b>55</b>	

**Sign Here Only if You Are Filing This Form by Itself and Not With Your Tax Return**

Under penalties of perjury, I declare that I have examined this form, including accompanying attachments, and to the best of my knowledge and belief, it is true, correct, and complete. Declaration of preparer (other than taxpayer) is based on all information of which preparer has any knowledge.

\_\_\_\_\_  
Your signature

\_\_\_\_\_  
Date

<b>Paid Preparer Use Only</b>	Print/Type preparer's name	Preparer's signature	Date	Check <input type="checkbox"/> if self-employed	PTIN
	Firm's name	Firm's EIN			
	Firm's address	Phone no.			

**Repayment of the First-Time Homebuyer Credit**  
 Attach to Form 1040, 1040-SR, 1040-NR, or 1040-X.  
 Go to [www.irs.gov/Form5405](http://www.irs.gov/Form5405) for instructions and the latest information.

OMB No. 1545-0074

Attachment Sequence No. **58**

Name shown on return

Your social security number

**Part I Disposition or Change in Use of Main Home for Which the Credit Was Claimed**

- 1 Enter the date you disposed of, or ceased using as your main home, the home for which you claimed the credit (MM/DD/YYYY). See instructions . . . . .
- 2 If you meet the following conditions, check here . . . . .  
 I (or my spouse if married) am, or was, a member of the uniformed services or Foreign Service, or an employee of the intelligence community. I sold the home, or it ceased to be my main home, in connection with U.S. Government orders for qualified official extended duty service. No repayment of the credit is required. See instructions. Stop here.
- 3 Check the box below that applies to you. See the instructions for the definition of "related person." . . . . .  
 a  I sold (including through foreclosure) the home to a person who isn't related to me and had a gain on the sale (as figured in Part III below). Go to Part II below.  
 b  I sold (including through foreclosure) the home to a person who isn't related to me and didn't have a gain on the sale (as figured in Part III below). No repayment of the credit is required. Stop here.  
 c  I sold the home to a related person OR I gave the home to someone other than my spouse (or ex-spouse as part of my divorce settlement). Go to Part II below.  
 d  I converted the entire home to a rental or business use OR I still own the home but no longer use it as my main home. Go to Part II below.  
 e  I transferred the home to my spouse (or ex-spouse as part of my divorce settlement). The full name of my ex-spouse is:  
 \_\_\_\_\_  
 The responsibility for repayment of the credit is transferred to your spouse or ex-spouse. Stop here.
- f  My home was destroyed, condemned, or sold under threat of condemnation and I had a gain. See instructions.
- g  My home was destroyed, condemned, or sold under threat of condemnation and I didn't have a gain. See instructions.
- h  The taxpayer who claimed the credit died in 2022. No repayment of the credit is required of the deceased taxpayer. If you are filing a joint return for 2022 with the deceased taxpayer, see instructions. Otherwise, stop here.

**Part II Repayment of the Credit**

4	Enter the amount of the credit you claimed on Form 5405 for 2008. See instructions if you filed a joint return for 2008 or you checked the box on line 3f or 3g . . . . .	4	
5	Enter the amount of the credit you repaid with your tax returns for the years 2010 through 2021 . . . . .	5	
6	Subtract line 5 from line 4. If you checked the box on line 3f or 3g, see instructions. If you checked the box on line 3a, go to line 7. Otherwise, skip line 7 and go to line 8 . . . . .	6	
7	Enter the gain on the disposition of your main home (from line 15 below) . . . . .	7	
8	<b>Amount of the credit to be repaid.</b> See instructions . . . . . <b>Next:</b> Enter the amount from line 8 on your 2022 Schedule 2 (Form 1040), line 10.	8	

**Part III Form 5405 Gain or (Loss) Worksheet**

**Note:** Complete this part only if your home was destroyed or you sold your home to someone who isn't related to you (including a sale through condemnation or under threat of condemnation). See Pub. 523, Selling Your Home, for information on what to enter on lines 9, 10, and 12. But if you sold your home through condemnation, see chapter 1 in Pub. 544, Sales and Other Dispositions of Assets, for information on what to enter on lines 9 and 10.

9	Selling price of home, insurance proceeds, or gross condemnation award . . . . .	9	
10	Selling expenses (including commissions, advertising and legal fees, and seller-paid loan charges) or expenses in getting the condemnation award . . . . .	10	
11	Subtract line 10 from line 9. This is the amount realized on the sale of the home . . . . .	11	
12	Adjusted basis of home sold (see instructions) . . . . .	12	
13	Enter the first-time homebuyer credit claimed on Form 5405 <b>minus</b> the amount of the credit you repaid with your tax returns for the years 2010 through 2021 . . . . .	13	
14	Subtract line 13 from line 12. This is the adjusted basis for purposes of repaying the credit . . . . .	14	
15	Subtract line 14 from line 11 . . . . . <ul style="list-style-type: none"> <li>• If line 15 is more than -0-, you have a gain. Check the box on line 3a and complete Part II. <b>However</b>, check the box on line 3f (instead of the box on line 3a) if your home was destroyed or you sold the home through condemnation or under threat of condemnation. Then complete Part II if the event occurred in 2020.</li> <li>• If line 15 is -0- or less, check the box on line 3b. However, if your home was destroyed or you sold the home through condemnation or under threat of condemnation, check the box on line 3g instead. You don't have to repay the credit.</li> </ul>	15	

Name(s) shown on return	Your social security number
-------------------------	-----------------------------

**Part I Residential Clean Energy Credit** (See instructions before completing this part.)

**Note:** Skip lines 1 through 11 if you only have a **credit carryforward from 2021**.

1 Qualified solar electric property costs . . . . .	<b>1</b>	<input type="checkbox"/>	
2 Qualified solar water heating property costs . . . . .	<b>2</b>	<input type="checkbox"/>	
3 Qualified small wind energy property costs . . . . .	<b>3</b>	<input type="checkbox"/>	
4 Qualified geothermal heat pump property costs . . . . .	<b>4</b>	<input type="checkbox"/>	
5 Qualified biomass fuel property costs . . . . .	<b>5</b>	<input type="checkbox"/>	
6a Add lines 1 through 5 . . . . .	<b>6a</b>	<input type="checkbox"/>	
b Multiply line 6a by 30% (0.30) . . . . .	<b>6b</b>	<input type="checkbox"/>	
7a Qualified fuel cell property. Was qualified fuel cell property installed on, or in connection with, your main home located in the United States? (See instructions.) . . . . .	<b>7a</b>	<input type="checkbox"/> Yes <input type="checkbox"/> No	
<b>Caution:</b> If you checked the "No" box, you cannot take a credit for qualified fuel cell property. Skip lines 7b through 11.			
b Print the complete address of the main home where you installed the fuel cell property.			
Number and street		Unit No.	
City, State, and ZIP code			
8 Qualified fuel cell property costs . . . . .	<b>8</b>	<input type="checkbox"/>	
9 Multiply line 8 by 30% (0.30) . . . . .	<b>9</b>	<input type="checkbox"/>	
10 Kilowatt capacity of property on line 8 above . . . . . x \$1,000	<b>10</b>	<input type="checkbox"/>	
11 Enter the smaller of line 9 or line 10 . . . . .	<b>11</b>	<input type="checkbox"/>	
12 Credit carryforward from 2021. Enter the amount, if any, from your 2021 Form 5695, line 16 . . . . .	<b>12</b>	<input type="checkbox"/>	
13 Add lines 6b, 11, and 12 . . . . .	<b>13</b>	<input type="checkbox"/>	
14 Limitation based on tax liability. Enter the amount from the Residential Clean Energy Credit Limit Worksheet (see instructions) . . . . .	<b>14</b>	<input type="checkbox"/>	
15 <b>Residential clean energy credit.</b> Enter the smaller of line 13 or line 14. Also include this amount on Schedule 3 (Form 1040), line 5 . . . . .	<b>15</b>	<input type="checkbox"/>	
16 Credit carryforward to 2023. If line 15 is less than line 13, subtract line 15 from line 13 . . . . .	<b>16</b>	<input type="checkbox"/>	



**Part II Energy Efficient Home Improvement Credit**

<p><b>17a</b> Were the qualified energy efficiency improvements or residential energy property costs for your main home located in the United States? (see instructions) . . . . .</p> <p><b>Caution:</b> If you checked the "No" box, you cannot claim the energy efficient home improvement credit. Do not complete Part II.</p>	<p><b>17a</b> <input checked="" type="checkbox"/> <b>Yes</b> <input type="checkbox"/> <b>No</b></p>
<p><b>b</b> Print the complete address of the main home where you made the qualifying improvements. <b>Caution:</b> You can only have one main home at a time.</p> <p>Number and street _____ Unit No. _____</p> <p>City, State, and ZIP code _____</p>	<p><b>17c</b> <input type="checkbox"/> <b>Yes</b> <input checked="" type="checkbox"/> <b>No</b></p>
<p><b>c</b> Were any of these improvements related to the construction of this main home? . . . . .</p> <p><b>Caution:</b> If you checked the "Yes" box, you can only claim the energy efficient home improvement credit for qualifying improvements that were not related to the construction of the home. Do not include expenses related to the construction of your main home, even if the improvements were made after you moved into the home.</p>	<p><b>18</b></p>
<p><b>18</b> Lifetime limitation. Enter the amount from the Lifetime Limitation Worksheet (see instructions) . . .</p>	<p><b>18</b></p>
<p><b>19</b> Qualified energy efficiency improvements (original use must begin with you and the component must reasonably be expected to last for at least 5 years; do not include labor costs) (see instructions).</p>	<p><b>19a</b></p>
<p><b>a</b> Insulation material or system specifically and primarily designed to reduce heat loss or gain of your home that meets the prescriptive criteria established by the 2009 IECC . . . . .</p>	<p><b>19b</b></p>
<p><b>b</b> Exterior doors that meet or exceed the version 6.0 Energy Star program requirements . . . . .</p>	<p><b>19c</b></p>
<p><b>c</b> Metal or asphalt roof that meets or exceeds the Energy Star program requirements and has appropriate pigmented coatings or cooling granules which are specifically and primarily designed to reduce the heat gain of your home . . . . .</p>	<p><b>19d</b></p>
<p><b>d</b> Exterior windows and skylights that meet or exceed the version 6.0 Energy Star program requirements . . . . .</p>	<p><b>19e</b> \$2,000</p>
<p><b>e</b> Maximum amount of cost on which the credit can be figured . . . . .</p>	<p><b>19f</b></p>
<p><b>f</b> If you claimed window expenses on your Form 5695 prior to 2022, enter the amount from the Window Expense Worksheet (see instructions); otherwise enter -0- . . . . .</p>	<p><b>19g</b></p>
<p><b>g</b> Subtract line 19f from line 19e. If zero or less, enter -0- . . . . .</p>	<p><b>19h</b></p>
<p><b>h</b> Enter the smaller of line 19d or line 19g . . . . .</p>	<p><b>20</b></p>
<p><b>20</b> Add lines 19a, 19b, 19c, and 19h . . . . .</p>	<p><b>21</b></p>
<p><b>21</b> Multiply line 20 by 10% (0.10) . . . . .</p>	<p><b>22a</b></p>
<p><b>22</b> Residential energy property costs (must be placed in service by you; include labor costs for onsite preparation, assembly, and original installation) (see instructions).</p>	<p><b>22b</b></p>
<p><b>a</b> Energy-efficient building property. Do not enter more than \$300 . . . . .</p>	<p><b>22c</b></p>
<p><b>b</b> Qualified natural gas, propane, or oil furnace or hot water boiler. Do not enter more than \$150 . . .</p>	<p><b>23</b></p>
<p><b>c</b> Advanced main air circulating fan used in a natural gas, propane, or oil furnace. Do not enter more than \$50 . . . . .</p>	<p><b>24</b></p>
<p><b>23</b> Add lines 22a through 22c . . . . .</p>	<p><b>25</b> \$500</p>
<p><b>24</b> Add lines 21 and 23 . . . . .</p>	<p><b>26</b></p>
<p><b>25</b> Maximum credit amount. (If you jointly occupied the home, see instructions) <input checked="" type="checkbox"/> <b>Multiple home ind</b> .</p>	<p><b>27</b></p>
<p><b>26</b> Enter the amount, if any, from line 18 . . . . .</p>	<p><b>28</b></p>
<p><b>27</b> Subtract line 26 from line 25. If zero or less, <b>stop</b>; you cannot take the energy efficient home improvement credit . . . . .</p>	<p><b>29</b></p>
<p><b>28</b> Enter the smaller of line 24 or line 27 . . . . .</p>	<p><b>30</b></p>
<p><b>29</b> Limitation based on tax liability. Enter the amount from the Energy Efficient Home Improvement Credit Limit Worksheet (see instructions) . . . . .</p> <p><b>30</b> <b>Energy efficient home improvement credit.</b> Enter the smaller of line 28 or line 29. Also include this amount on Schedule 3 (Form 1040), line 5 <input checked="" type="checkbox"/> <b>CY Res Energy Cr</b></p>	<p><b>30</b></p>

## Work Opportunity Credit

OMB No. 1545-0219

▶ **Attach to your tax return.**  
 ▶ **Go to [www.irs.gov/Form5884](http://www.irs.gov/Form5884) for instructions and the latest information.**

Attachment  
 Sequence No. **884**

Name(s) shown on return	Identifying number
<p><b>1</b> Enter on the applicable line below the total qualified first- or second-year wages paid or incurred during the tax year, and multiply by the percentage shown, for services of employees who are certified as members of a targeted group.</p> <p><b>a</b> Qualified first-year wages of employees who worked for you at least 120 hours but fewer than 400 hours . . . \$ _____ × 25% (0.25)</p> <p><b>b</b> Qualified first-year wages of employees who worked for you at least 400 hours . . . . . \$ _____ × 40% (0.40)</p> <p><b>c</b> Qualified second-year wages of employees certified as long-term family assistance recipients . . . . . \$ _____ × 50% (0.50)</p>	<p><b>1a</b> </p> <hr/> <p><b>1b</b> </p> <hr/> <p><b>1c</b> </p> <hr/>
<p><b>2</b> Add lines 1a, 1b, and 1c. See instructions for the adjustment you must make to your deduction for salaries and wages . . . . .</p>	<p><b>2</b> </p> <hr/>
<p><b>3</b> Work opportunity credit from partnerships, S corporations, cooperatives, estates, and trusts (see instructions) . . . . .</p>	<p><b>3</b> </p> <hr/>
<p><b>4</b> Add lines 2 and 3. Cooperatives, estates, and trusts, go to line 5. Partnerships and S corporations, stop here and report this amount on Schedule K. All others, stop here and report this amount on Form 3800, Part III, line 4b . . . . .</p>	<p><b>4</b> </p> <hr/>
<p><b>5</b> Amount allocated to patrons of the cooperative or beneficiaries of the estate or trust (see instructions) . . . . .</p>	<p><b>5</b></p> <hr/>
<p><b>6</b> Cooperatives, estates, and trusts, subtract line 5 from line 4. Report this amount on Form 3800, Part III, line 4b . . . . .</p>	<p><b>6</b></p> <hr/>

**For Paperwork Reduction Act Notice, see separate instructions.**

Cat. No. 13570D

Form **5884** (Rev. 3-2021)



## Employee Retention Credit for Employers Affected by Qualified Disasters

▶ **Attach to your tax return.**  
 ▶ Go to [www.irs.gov/Form5884A](http://www.irs.gov/Form5884A) for instructions and the latest information.

OMB No. 1545-1978

Attachment  
 Sequence No. **884A**

Name(s) shown on return		Identifying number
<b>1a</b> Employers affected by a 2018 through 2019 qualified disaster, enter the total qualified wages paid or incurred during the applicable period while the business was inoperable. See instructions . . . . .	<b>1a</b>	[Red Box]
<b>b</b> Employers affected by a 2020 qualified disaster, enter the total qualified wages paid or incurred during the applicable period while the business was inoperable. See instructions . . . . .	<b>1b</b>	[Red Box]
<b>c</b> Add amounts from lines 1a and 1b . . . . .	<b>1c</b>	[Red Box]
<b>2</b> Multiply line 1c by 40% (0.40). See instructions for the adjustment you must make to your deduction for salaries and wages . . . . .	<b>2</b>	[Red Box]
<b>3</b> Employee retention credit from partnerships, S corporations, cooperatives, estates, and trusts (see instructions) . . . . .	<b>3</b>	[Red Box]
<b>4</b> Add lines 2 and 3. Cooperatives, estates, and trusts, go to line 5. Partnerships and S corporations, stop here and report this amount on Schedule K. All others, stop here and report this amount on Form 3800, Part III, line 1aa . . . . .	<b>4</b>	[Red Box]
<b>5</b> Amount allocated to patrons of the cooperative or beneficiaries of the estate or trust (see instructions) . . . . .	<b>5</b>	[Red Box]
<b>6</b> Cooperatives, estates, and trusts, subtract line 5 from line 4. Report this amount on Form 3800, Part III, line 1aa . . . . .	<b>6</b>	[Red Box]

**For Paperwork Reduction Act Notice, see separate instructions.**

Cat. No. 47425B

Form **5884-A** (Rev. 3-2021)

# At-Risk Limitations

OMB No. 1545-0712

▶ Attach to your tax return.

▶ Go to [www.irs.gov/Form6198](http://www.irs.gov/Form6198) for instructions and the latest information.

Attachment  
 Sequence No. **31**

Name(s) shown on return

Identifying number

Description of activity (see instructions)

## Part I Current Year Profit (Loss) From the Activity, Including Prior Year Nondeductible Amounts.

See instructions.

1	Ordinary income (loss) from the activity (see instructions)	1	
2	Gain (loss) from the sale or other disposition of assets used in the activity (or of your interest in the activity) that you are reporting on:		
a	Schedule D	2a	
b	Form 4797	2b	
c	Other form or schedule	2c	
3	Other income and gains from the activity, from Schedule K-1 (Form 1065) or Schedule K-1 (Form 1120-S), that were not included on lines 1 through 2c	3	
4	Other deductions and losses from the activity, including investment interest expense allowed from Form 4952, that were not included on lines 1 through 2c	4	( )
5	Current year profit (loss) from the activity. Combine lines 1 through 4. See the instructions before completing the rest of this form	5	█

## Part II Simplified Computation of Amount at Risk. See the instructions before completing this part.

6	Adjusted basis (as defined in section 1011) in the activity (or in your interest in the activity) on the first day of the tax year. <b>Do not</b> enter less than zero	6	
7	Increases for the tax year (see instructions)	7	
8	Add lines 6 and 7	8	
9	Decreases for the tax year (see instructions)	9	
10a	Subtract line 9 from line 8	10a	
b	If line 10a is <b>more</b> than zero, enter that amount here and go to line 20 (or complete Part III). Otherwise, enter -0- and see <b>Pub. 925</b> for information on the recapture rules	10b	

## Part III Detailed Computation of Amount at Risk. If you completed Part III of Form 6198 for the prior year, see the instructions.

11	Investment in the activity (or in your interest in the activity) at the effective date. <b>Do not</b> enter less than zero	11	
12	Increases at effective date	12	
13	Add lines 11 and 12	13	
14	Decreases at effective date	14	
15	Amount at risk (check box that applies):		
a	<input type="checkbox"/> At effective date. Subtract line 14 from line 13. <b>Do not</b> enter less than zero.	15	
b	<input type="checkbox"/> From your prior year Form 6198, line 19b. <b>Do not</b> enter the amount from line 10b of your prior year form.		
16	Increases since (check box that applies):	16	
a	<input type="checkbox"/> Effective date	17	
b	<input type="checkbox"/> The end of your prior year		
17	Add lines 15 and 16		
18	Decreases since (check box that applies):	18	
a	<input type="checkbox"/> Effective date	19a	
b	<input type="checkbox"/> The end of your prior year		
19a	Subtract line 18 from line 17		
b	If line 19a is <b>more</b> than zero, enter that amount here and go to line 20. Otherwise, enter -0- and see <b>Pub. 925</b> for information on the recapture rules	19b	

## Part IV Deductible Loss

20	<b>Amount at risk.</b> Enter the <b>larger</b> of line 10b or line 19b	20	█
21	<b>Deductible loss.</b> Enter the <b>smaller</b> of the line 5 loss (treated as a positive number) or line 20. See the instructions to find out how to report any deductible loss and any carryover	21	( █ )

**Note:** If the loss is from a passive activity, see the Instructions for Form 8582, Passive Activity Loss Limitations, or the Instructions for Form 8810, Corporate Passive Activity Loss and Credit Limitations, to find out if the loss is allowed under the passive activity rules. If only part of the loss is subject to the passive activity loss rules, report only that part on Form 8582 or Form 8810, whichever applies.

**Alternative Minimum Tax—Individuals**

Go to [www.irs.gov/Form6251](http://www.irs.gov/Form6251) for instructions and the latest information.

Attach to Form 1040, 1040-SR, or 1040-NR.

OMB No. 1545-0074

**2022**

Attachment  
 Sequence No. **32**

Name(s) shown on Form 1040, 1040-SR, or 1040-NR

Your social security number

**Part I Alternative Minimum Taxable Income** (See instructions for how to complete each line.)

<b>1</b>	Enter the amount from Form 1040 or 1040-SR, line 15, if more than zero. If Form 1040 or 1040-SR, line 15, is zero, subtract line 14 of Form 1040 or 1040-SR from line 11 of Form 1040 or 1040-SR and enter the result here. (If less than zero, enter as a negative amount.)	<b>1</b>	
<b>2a</b>	If filing Schedule A (Form 1040), enter the taxes from Schedule A, line 7; otherwise, enter the amount from Form 1040 or 1040-SR, line 12	<b>2a</b>	
<b>b</b>	Tax refund from Schedule 1 (Form 1040), line 1 or line 8z	<b>2b</b>	( )
<b>c</b>	Investment interest expense (difference between regular tax and AMT)	<b>2c</b>	
<b>d</b>	Depletion (difference between regular tax and AMT)	<b>2d</b>	
<b>e</b>	Net operating loss deduction from Schedule 1 (Form 1040), line 8a. Enter as a positive amount	<b>2e</b>	
<b>f</b>	Alternative tax net operating loss deduction	<b>2f</b>	( )
<b>g</b>	Interest from specified private activity bonds exempt from the regular tax	<b>2g</b>	
<b>h</b>	Qualified small business stock, see instructions	<b>2h</b>	
<b>i</b>	Exercise of incentive stock options (excess of AMT income over regular tax income)	<b>2i</b>	
<b>j</b>	Estates and trusts (amount from Schedule K-1 (Form 1041), box 12, code A)	<b>2j</b>	
<b>k</b>	Disposition of property (difference between AMT and regular tax gain or loss)	<b>2k</b>	
<b>l</b>	Depreciation on assets placed in service after 1986 (difference between regular tax and AMT)	<b>2l</b>	
<b>m</b>	Passive activities (difference between AMT and regular tax income or loss)	<b>2m</b>	
<b>n</b>	Loss limitations (difference between AMT and regular tax income or loss)	<b>2n</b>	
<b>o</b>	Circulation costs (difference between regular tax and AMT)	<b>2o</b>	
<b>p</b>	Long-term contracts (difference between AMT and regular tax income)	<b>2p</b>	
<b>q</b>	Mining costs (difference between regular tax and AMT)	<b>2q</b>	
<b>r</b>	Research and experimental costs (difference between regular tax and AMT)	<b>2r</b>	
<b>s</b>	Income from certain installment sales before January 1, 1987	<b>2s</b>	( )
<b>t</b>	Intangible drilling costs preference	<b>2t</b>	
<b>3</b>	Other adjustments, including income-based related adjustments	<b>3</b>	
<b>4</b>	<b>Alternative minimum taxable income.</b> Combine lines 1 through 3. (If married filing separately and line 4 is more than \$776,100, see instructions.)	<b>4</b>	

**Part II Alternative Minimum Tax (AMT)**

<b>5</b>	Exemption.		
	<b>IF your filing status is...</b>	<b>AND line 4 is not over...</b>	<b>THEN enter on line 5...</b>
	Single or head of household . . . . .	\$ 539,900 . . . . .	\$ 75,900
	Married filing jointly or qualifying widow(er)	1,079,800 . . . . .	118,100
	Married filing separately . . . . .	539,900 . . . . .	59,050
	If line 4 is <b>over</b> the amount shown above for your filing status, see instructions.		
<b>6</b>	Subtract line 5 from line 4. If more than zero, go to line 7. If zero or less, enter -0- here and on lines 7, 9, and 11, and go to line 10.		
<b>7</b>	<ul style="list-style-type: none"> <li>If you are filing Form 2555, see instructions for the amount to enter.</li> <li>If you reported capital gain distributions directly on Form 1040 or 1040-SR, line 7; you reported qualified dividends on Form 1040 or 1040-SR, line 3a; <b>or</b> you had a gain on both lines 15 and 16 of Schedule D (Form 1040) (as refigured for the AMT, if necessary), complete Part III on the back and enter the amount from line 40 here.</li> <li><b>All others:</b> If line 6 is \$206,100 or less (\$103,050 or less if married filing separately), multiply line 6 by 26% (0.26). Otherwise, multiply line 6 by 28% (0.28) and subtract \$4,122 (\$2,061 if married filing separately) from the result.</li> </ul>		
<b>8</b>	Alternative minimum tax foreign tax credit (see instructions)		
<b>9</b>	Tentative minimum tax. Subtract line 8 from line 7		
<b>10</b>	Add Form 1040 or 1040-SR, line 16 (minus any tax from Form 4972), and Schedule 2 (Form 1040), line 2. Subtract from the result Schedule 3 (Form 1040), line 1 and any negative amount reported on Form 8978, line 14 (treated as a positive number). If zero or less, enter -0-. If you used Schedule J to figure your tax on Form 1040 or 1040-SR, line 16, refigure that tax without using Schedule J before completing this line. See instructions		
<b>11</b>	<b>AMT.</b> Subtract line 10 from line 9. If zero or less, enter -0-. Enter here and on Schedule 2 (Form 1040), line 1		

For Paperwork Reduction Act Notice, see your tax return instructions.

Cat. No. 13600G

Form **6251** (2022)

**Part III Tax Computation Using Maximum Capital Gains Rates**

Complete Part III only if you are required to do so by line 7 or by the Foreign Earned Income Tax Worksheet in the instructions.

<b>12</b>	Enter the amount from Form 6251, line 6. If you are filing Form 2555, enter the amount from line 3 of the worksheet in the instructions for line 7 . . . . .	<b>12</b>	
<b>13</b>	Enter the amount from line 4 of the Qualified Dividends and Capital Gain Tax Worksheet in the Instructions for Form 1040 or the amount from line 13 of the Schedule D Tax Worksheet in the Instructions for Schedule D (Form 1040), whichever applies (as figured for the AMT, if necessary). See instructions. If you are filing Form 2555, see instructions for the amount to enter . . . . .	<b>13</b>	
<b>14</b>	Enter the amount from Schedule D (Form 1040), line 19 (as figured for the AMT, if necessary). See instructions. If you are filing Form 2555, see instructions for the amount to enter . . . . .	<b>14</b>	
<b>15</b>	If you did not complete a Schedule D Tax Worksheet for the regular tax or the AMT, enter the amount from line 13. Otherwise, add lines 13 and 14, and enter the <b>smaller</b> of that result or the amount from line 10 of the Schedule D Tax Worksheet (as figured for the AMT, if necessary). If you are filing Form 2555, see instructions for the amount to enter . . . . .	<b>15</b>	
<b>16</b>	Enter the <b>smaller</b> of line 12 or line 15 . . . . .	<b>16</b>	
<b>17</b>	Subtract line 16 from line 12 . . . . .	<b>17</b>	
<b>18</b>	If line 17 is \$206,100 or less (\$103,050 or less if married filing separately), multiply line 17 by 26% (0.26). Otherwise, multiply line 17 by 28% (0.28) and subtract \$4,122 (\$2,061 if married filing separately) from the result . . . . .	<b>18</b>	
<b>19</b>	Enter: <ul style="list-style-type: none"> <li>• \$83,350 if married filing jointly or qualifying widow(er),</li> <li>• \$41,675 if single or married filing separately, or</li> <li>• \$55,800 if head of household.</li> </ul>	<b>19</b>	
<b>20</b>	Enter the amount from line 5 of the Qualified Dividends and Capital Gain Tax Worksheet or the amount from line 14 of the Schedule D Tax Worksheet, whichever applies (as figured for the regular tax). If you did not complete either worksheet for the regular tax, enter the amount from Form 1040 or 1040-SR, line 15; if zero or less, enter -0-. If you are filing Form 2555, see instructions for the amount to enter . . . . .	<b>20</b>	
<b>21</b>	Subtract line 20 from line 19. If zero or less, enter -0- . . . . .	<b>21</b>	
<b>22</b>	Enter the <b>smaller</b> of line 12 or line 13 . . . . .	<b>22</b>	
<b>23</b>	Enter the <b>smaller</b> of line 21 or line 22. This amount is taxed at 0% . . . . .	<b>23</b>	
<b>24</b>	Subtract line 23 from line 22 . . . . .	<b>24</b>	
<b>25</b>	Enter: <ul style="list-style-type: none"> <li>• \$459,750 if single,</li> <li>• \$258,600 if married filing separately,</li> <li>• \$517,200 if married filing jointly or qualifying widow(er), or</li> <li>• \$488,500 if head of household.</li> </ul>	<b>25</b>	
<b>26</b>	Enter the amount from line 21 . . . . .	<b>26</b>	
<b>27</b>	Enter the amount from line 5 of the Qualified Dividends and Capital Gain Tax Worksheet or the amount from line 21 of the Schedule D Tax Worksheet, whichever applies (as figured for the regular tax). If you did not complete either worksheet for the regular tax, enter the amount from Form 1040 or 1040-SR, line 15; if zero or less, enter -0-. If you are filing Form 2555, see instructions for the amount to enter . . . . .	<b>27</b>	
<b>28</b>	Add line 26 and line 27 . . . . .	<b>28</b>	
<b>29</b>	Subtract line 28 from line 25. If zero or less, enter -0- . . . . .	<b>29</b>	
<b>30</b>	Enter the smaller of line 24 or line 29 . . . . .	<b>30</b>	
<b>31</b>	Multiply line 30 by 15% (0.15) . . . . .	<b>31</b>	
<b>32</b>	Add lines 23 and 30 . . . . .	<b>32</b>	
<b>If lines 32 and 12 are the same, skip lines 33 through 37 and go to line 38. Otherwise, go to line 33.</b>			
<b>33</b>	Subtract line 32 from line 22 . . . . .	<b>33</b>	
<b>34</b>	Multiply line 33 by 20% (0.20) . . . . .	<b>34</b>	
<b>If line 14 is zero or blank, skip lines 35 through 37 and go to line 38. Otherwise, go to line 35.</b>			
<b>35</b>	Add lines 17, 32, and 33 . . . . .	<b>35</b>	
<b>36</b>	Subtract line 35 from line 12 . . . . .	<b>36</b>	
<b>37</b>	Multiply line 36 by 25% (0.25) . . . . .	<b>37</b>	
<b>38</b>	Add lines 18, 31, 34, and 37 . . . . .	<b>38</b>	
<b>39</b>	If line 12 is \$206,100 or less (\$103,050 or less if married filing separately), multiply line 12 by 26% (0.26). Otherwise, multiply line 12 by 28% (0.28) and subtract \$4,122 (\$2,061 if married filing separately) from the result . . . . .	<b>39</b>	
<b>40</b>	Enter the <b>smaller</b> of line 38 or line 39 here and on line 7. If you are filing Form 2555, do not enter this amount on line 7. Instead, enter it on line 4 of the worksheet in the instructions for line 7 . . . . .	<b>40</b>	

**Installment Sale Income**

Department of the Treasury  
Internal Revenue Service

Attach to your tax return.  
Use a separate form for each sale or other disposition of property on the installment method.  
Go to [www.irs.gov/Form6252](http://www.irs.gov/Form6252) for the latest information.

**2022**  
Attachment  
Sequence No. **67**

Name(s) shown on return \_\_\_\_\_ Identifying number \_\_\_\_\_

- 1 Description of property \_\_\_\_\_
- 2a Date acquired (mm/dd/yyyy) \_\_\_\_\_ b Date sold (mm/dd/yyyy) \_\_\_\_\_
- 3 Was the property sold to a related party? See instructions. If "Yes," complete Part III for the year of sale and 2 years after the year of the sale unless you received the final payment during the tax year . . . . .  Yes  No
- 4 Reserved for future use . . . . .  Yes  No

**Part I Gross Profit and Contract Price.** Complete this part for all years of the installment agreement.

5	Selling price including mortgages and other debts. <b>Don't</b> include interest, whether stated or unstated	5	
6	Mortgages, debts, and other liabilities the buyer assumed or took the property subject to (see instructions)	6	
7	Subtract line 6 from line 5	7	
8	Cost or other basis of property sold	8	
9	Depreciation allowed or allowable	9	
10	Adjusted basis. Subtract line 9 from line 8	10	
11	Commissions and other expenses of sale	11	
12	Income recapture from Form 4797, Part III (see instructions)	12	
13	Add lines 10, 11, and 12	13	
14	Subtract line 13 from line 5. If zero or less, <b>don't</b> complete the rest of this form. See instructions	14	
15	If the property described on line 1 above was your main home, enter the amount of your excluded gain. See instructions. Otherwise, enter -0-	15	
16	<b>Gross profit.</b> Subtract line 15 from line 14	16	
17	Subtract line 13 from line 6. If zero or less, enter -0-	17	
18	<b>Contract price.</b> Add line 7 and line 17	18	

**Part II Installment Sale Income.** Complete this part for all years of the installment agreement.

19	Gross profit percentage (expressed as a decimal amount). Divide line 16 by line 18. (For years after the year of sale, see instructions.)	19	
20	If this is the year of sale, enter the amount from line 17. Otherwise, enter -0-	20	
21	Payments received during year (see instructions). <b>Don't</b> include interest, whether stated or unstated	21	
22	Add lines 20 and 21	22	
23	Payments received in prior years (see instructions). <b>Don't</b> include interest, whether stated or unstated	23	
24	<b>Installment sale income.</b> Multiply line 22 by line 19	24	
25	Enter the part of line 24 that is ordinary income under the recapture rules. See instructions	25	
26	Subtract line 25 from line 24. Enter here and on Schedule D or Form 4797. See instructions	26	

**Part III Related Party Installment Sale Income.** **Don't** complete if you received the final payment this tax year.

- 27 Name, address, and taxpayer identifying number of related party \_\_\_\_\_
- 28 Did the related party resell or dispose of the property ("second disposition") during this tax year? . . . . .  Yes  No
- 29 If the answer to question 28 is "Yes," complete lines 30 through 37 below unless one of the following conditions is met. Check the box that applies.
  - a  The second disposition was more than 2 years after the first disposition (other than dispositions of marketable securities). If this box is checked, enter the date of disposition (mm/dd/yyyy) \_\_\_\_\_
  - b  The first disposition was a sale or exchange of stock to the issuing corporation.
  - c  The second disposition was an involuntary conversion and the threat of conversion occurred after the first disposition.
  - d  The second disposition occurred after the death of the original seller or buyer.
  - e  It can be established to the satisfaction of the IRS that tax avoidance wasn't a principal purpose for either of the dispositions. If this box is checked, attach an explanation. See instructions.
- 30 Selling price of property sold by related party (see instructions) 30 |  |- 31 Enter contract price from line 18 for year of first sale 31 |  |- 32 Enter the **smaller** of line 30 or line 31 32 |  |- 33 Total payments received by the end of your 2022 tax year (see instructions) 33 |  |- 34 Subtract line 33 from line 32. If zero or less, enter -0- 34 |  |- 35 Multiply line 34 by the gross profit percentage on line 19 for year of first sale 35 |  |- 36 Enter the part of line 35 that is ordinary income under the recapture rules. See instructions 36 |  |- 37 Subtract line 36 from line 35. Enter here and on Schedule D or Form 4797. See instructions 37 |  |

# Credit for Increasing Research Activities

► **Attach to your tax return.**  
 ► Go to [www.irs.gov/Form6765](http://www.irs.gov/Form6765) for instructions and the latest information.

Name(s) shown on return

Identifying number

**Section A—Regular Credit.** Skip this section and go to Section B if you are electing or previously elected (and are not revoking) the alternative simplified credit.

1	Certain amounts paid or incurred to energy consortia (see instructions)		1	
2	Basic research payments to qualified organizations (see instructions)	2		
3	Qualified organization base period amount	3		
4	Subtract line 3 from line 2. If zero or less, enter -0-		4	
5	Wages for qualified services (do not include wages used in figuring the work opportunity credit)	5		
6	Cost of supplies	6		
7	Rental or lease costs of computers (see instructions)	7		
8	Enter the applicable percentage of contract research expenses. See instructions	8		
9	Total qualified research expenses. Add lines 5 through 8	9		
10	Enter fixed-base percentage, but not more than 16% (0.16) (see instructions)	10	%	
11	Enter average annual gross receipts. See instructions	11		
12	Multiply line 11 by the percentage on line 10	12		
13	Subtract line 12 from line 9. If zero or less, enter -0-	13		
14	Multiply line 9 by 50% (0.50)	14		
15	Enter the <b>smaller</b> of line 13 or line 14		15	
16	Add lines 1, 4, and 15		16	
17	Are you electing the reduced credit under section 280C? ► Yes <input type="checkbox"/> No <input type="checkbox"/> If "Yes," multiply line 16 by 15.8% (0.158). If "No," multiply line 16 by 20% (0.20) and see the instructions for the statement that must be attached. Members of controlled groups or businesses under common control, see instructions for the statement that must be attached		17	

**Section B—Alternative Simplified Credit.** Skip this section if you are completing Section A.

18	Certain amounts paid or incurred to energy consortia (see the line 1 instructions)		18	
19	Basic research payments to qualified organizations (see the line 2 instructions)	19		
20	Qualified organization base period amount (see the line 3 instructions)	20		
21	Subtract line 20 from line 19. If zero or less, enter -0-		21	
22	Add lines 18 and 21		22	
23	Multiply line 22 by 20% (0.20)		23	
24	Wages for qualified services (do not include wages used in figuring the work opportunity credit)	24		
25	Cost of supplies	25		
26	Rental or lease costs of computers (see the line 7 instructions)	26		
27	Enter the applicable percentage of contract research expenses. See the line 8 instructions	27		
28	Total qualified research expenses. Add lines 24 through 27	28		
29	Enter your total qualified research expenses for the prior 3 tax years. If you had no qualified research expenses in any one of those years, skip lines 30 and 31	29		
30	Divide line 29 by 6.0	30		
31	Subtract line 30 from line 28. If zero or less, enter -0-	31		
32	Multiply line 31 by 14% (0.14). If you skipped lines 30 and 31, multiply line 28 by 6% (0.06)		32	
33	Add lines 23 and 32		33	
34	Are you electing the reduced credit under section 280C? ► Yes <input type="checkbox"/> No <input type="checkbox"/> If "Yes," multiply line 33 by 79% (0.79). If "No," enter the amount from line 33 and see the line 17 instructions for the statement that must be attached. Members of controlled groups or businesses under common control, see instructions for the statement that must be attached		34	

For Paperwork Reduction Act Notice, see separate instructions.

Cat. No. 13700H

Form **6765** (Rev. 12-2020)



**Section C—Current Year Credit**

<b>35</b>	Enter the portion of the credit from Form 8932, line 2, that is attributable to wages that were also used to figure the credit on line 17 or line 34 (whichever applies) . . . . .	<b>35</b>	
<b>36</b>	Subtract line 35 from line 17 or line 34 (whichever applies). If zero or less, enter -0- . . . . .	<b>36</b>	
<b>37</b>	Credit for increasing research activities from partnerships, S corporations, estates, and trusts . . . . .	<b>37</b>	
<b>38</b>	Add lines 36 and 37 . . . . . <ul style="list-style-type: none"> <li>• Estates and trusts, go to line 39.</li> <li>• Partnerships and S corporations not electing the payroll tax credit, stop here and report this amount on Schedule K.</li> <li>• Partnerships and S corporations electing the payroll tax credit, complete Section D and report on Schedule K the amount on this line reduced by the amount on line 44.</li> <li>• Eligible small businesses, stop here and report the credit on Form 3800, Part III, line 4i. See instructions for the definition of eligible small business.</li> <li>• Filers other than eligible small businesses, stop here and report the credit on Form 3800, Part III, line 1c.</li> </ul> <b>Note:</b> Qualified small business filers, other than partnerships and S corporations, electing the payroll tax credit must complete Form 3800 before completing Section D.	<b>38</b>	
<b>39</b>	Amount allocated to beneficiaries of the estate or trust (see instructions) . . . . .	<b>39</b>	
<b>40</b>	Estates and trusts, subtract line 39 from line 38. For eligible small businesses, report the credit on Form 3800, Part III, line 4i. See instructions. For filers other than eligible small businesses, report the credit on Form 3800, Part III, line 1c . . . . .	<b>40</b>	

**Section D—Qualified Small Business Payroll Tax Election and Payroll Tax Credit.** Skip this section if the payroll tax election does not apply. See instructions.

<b>41</b>	Check this box if you are a qualified small business electing the payroll tax credit. See instructions <input type="checkbox"/>		
<b>42</b>	Enter the portion of line 36 elected as a payroll tax credit (do not enter more than \$250,000). See instructions . . . . .	<b>42</b>	
<b>43</b>	General business credit carryforward from the current year (see instructions). Partnerships and S corporations, skip this line and go to line 44 . . . . .	<b>43</b>	
<b>44</b>	Partnerships and S corporations, enter the smaller of line 36 or line 42. All others, enter the smallest of line 36, line 42, or line 43. Enter here and on the applicable line of Form 8974, Part 1, column (e). Members of controlled groups or businesses under common control, see instructions for the statement that must be attached . . . . .	<b>44</b>	

## Gains and Losses From Section 1256 Contracts and Straddles

Go to [www.irs.gov/Form6781](http://www.irs.gov/Form6781) for the latest information.

**Attach to your tax return.**

OMB No. 1545-0644

2022

Attachment  
 Sequence No. **82**

Name(s) shown on tax return

Identifying number

Check all applicable boxes. **A**  Mixed straddle election **C**  Mixed straddle account election  
 See instructions. **B**  Straddle-by-straddle identification election **D**  Net section 1256 contracts loss election

### Part I Section 1256 Contracts Marked to Market

	(a) Identification of account	(b) (Loss)	(c) Gain
<b>1</b>			
<b>2</b>	Add the amounts on line 1 in columns (b) and (c) . . . . .	<b>2</b> ( )	
<b>3</b>	Net gain or (loss). Combine line 2, columns (b) and (c) . . . . .		<b>3</b> <span style="background-color: red; color: white;">█</span>
<b>4</b>	Form 1099-B adjustments. See instructions and attach statement . . . . .		<b>4</b> <span style="background-color: red; color: white;">█</span>
<b>5</b>	Combine lines 3 and 4 . . . . .		<b>5</b> <span style="background-color: red; color: white;">█</span>
	<b>Note:</b> If line 5 shows a net gain, skip line 6 and enter the gain on line 7. Partnerships and S corporations, see instructions.		
<b>6</b>	If you have a net section 1256 contracts loss and checked box D above, enter the amount of loss to be carried back. Enter the loss as a positive number. If you didn't check box D, enter -0- . . . . .		<b>6</b> <span style="background-color: red; color: white;">█</span>
<b>7</b>	Combine lines 5 and 6 . . . . .		<b>7</b> <span style="background-color: red; color: white;">█</span>
<b>8</b>	<b>Short-term capital gain or (loss).</b> Multiply line 7 by 40% (0.40). Enter here and include on line 4 of Schedule D or on Form 8949. See instructions . . . . .		<b>8</b> <span style="background-color: red; color: white;">█</span>
<b>9</b>	<b>Long-term capital gain or (loss).</b> Multiply line 7 by 60% (0.60). Enter here and include on line 11 of Schedule D or on Form 8949. See instructions . . . . .		<b>9</b> <span style="background-color: red; color: white;">█</span>

### Part II Gains and Losses From Straddles. Attach a separate statement listing each straddle and its components.

#### Section A—Losses From Straddles

(a) Description of property	(b) Date entered into or acquired	(c) Date closed out or sold	(d) Gross sales price	(e) Cost or other basis plus expense of sale	(f) Loss. If column (e) is more than (d), enter difference. Otherwise, enter -0-.	(g) Unrecognized gain on offsetting positions	(h) Recognized loss. If column (f) is more than (g), enter difference. Otherwise, enter -0-.
<b>10</b>							
<b>11a</b>	Enter the short-term portion of losses from line 10, column (h), here and include on line 4 of Schedule D or on Form 8949. See instructions . . . . .						<b>11a</b> ( <span style="background-color: red; color: white;">█</span> )
<b>b</b>	Enter the long-term portion of losses from line 10, column (h), here and include on line 11 of Schedule D or on Form 8949. See instructions . . . . .						<b>11b</b> ( <span style="background-color: red; color: white;">█</span> )

#### Section B—Gains From Straddles

(a) Description of property	(b) Date entered into or acquired	(c) Date closed out or sold	(d) Gross sales price	(e) Cost or other basis plus expense of sale	(f) Gain. If column (d) is more than (e), enter difference. Otherwise, enter -0-.	
<b>12</b>						
<b>13a</b>	Enter the short-term portion of gains from line 12, column (f), here and include on line 4 of Schedule D or on Form 8949. See instructions . . . . .					<b>13a</b> <span style="background-color: red; color: white;">█</span>
<b>b</b>	Enter the long-term portion of gains from line 12, column (f), here and include on line 11 of Schedule D or on Form 8949. See instructions . . . . .					<b>13b</b> <span style="background-color: red; color: white;">█</span>

### Part III Unrecognized Gains From Positions Held on Last Day of Tax Year. Memo entry only (see instructions)

(a) Description of property	(b) Date acquired	(c) Fair market value on last business day of tax year	(d) Cost or other basis as adjusted	(e) Unrecognized gain. If column (c) is more than (d), enter difference. Otherwise, enter -0-.
<b>14</b>				



## Noncash Charitable Contributions

**Attach one or more Forms 8283 to your tax return if you claimed a total deduction of over \$500 for all contributed property.**  
Go to [www.irs.gov/Form8283](http://www.irs.gov/Form8283) for instructions and the latest information.

OMB No. 1545-0074

Attachment Sequence No. **155**

Name(s) shown on your income tax return

**Identifying number**

**Note:** Figure the amount of your contribution deduction before completing this form. See your tax return instructions.

**Section A. Donated Property of \$5,000 or Less and Publicly Traded Securities**—List in this section **only** an item (or a group of similar items) for which you claimed a deduction of \$5,000 or less. Also list publicly traded securities and certain other property even if the deduction is more than \$5,000. See instructions.

**Part I Information on Donated Property**—If you need more space, attach a statement.

1	(a) Name and address of the donee organization	(b) If donated property is a vehicle (see instructions), check the box. Also enter the vehicle identification number (unless Form 1098-C is attached).	(c) Description and condition of donated property (For a vehicle, enter the year, make, model, and mileage. For securities and other property, see instructions.)
A	[Redacted]	[Redacted]	[Redacted]
B	<b>Desc</b>	<input type="checkbox"/>	<b>Desc</b>
C	<b>Code</b>	<input type="checkbox"/>	<b>Code</b>
D		<input type="checkbox"/>	
E		<input type="checkbox"/>	

**Note:** If the amount you claimed as a deduction for an item is \$500 or less, you do not have to complete columns (e), (f), and (g).

	(d) Date of the contribution	(e) Date acquired by donor (mo., yr.)	(f) How acquired by donor	(g) Donor's cost or adjusted basis	(h) Fair market value (see instructions)	(i) Method used to determine the fair market value
A	[Redacted]	[Redacted]		[Redacted]	[Redacted]	
B						
C						
D						
E						

**Section B. Donated Property Over \$5,000 (Except Publicly Traded Securities, Vehicles, Intellectual Property or Inventory Reportable in Section A)**—Complete this section for one item (or a group of similar items) for which you claimed a deduction of more than \$5,000 per item or group (except contributions reportable in Section A). Provide a separate form for each item donated unless it is part of a group of similar items. A qualified appraisal is generally required for items reportable in Section B. See instructions.

**Part I Information on Donated Property**

2 Check the box that describes the type of property donated.

- |  |                                    |   |
|--|------------------------------------|---|
| a [Redacted] Art* (contribution of \$20,000 or more)   | e [Redacted] Other Real Estate     | i [Redacted] Vehicles                     |
| b [Redacted] Qualified Conservation Contribution       | f [Redacted] Securities            | j [Redacted] Clothing and household items |
| c [Redacted] Equipment                                 | g [Redacted] Collectibles**        | k [Redacted] Other                        |
| d [Redacted] Art* (contribution of less than \$20,000) | h [Redacted] Intellectual Property |   |

\* Art includes paintings, sculptures, watercolors, prints, drawings, ceramics, antiques, decorative arts, textiles, carpets, silver, rare manuscripts, historical memorabilia, and other similar objects.

\*\* Collectibles include coins, stamps, books, gems, jewelry, sports memorabilia, dolls, etc., but not art as defined above.

**Note:** In certain cases, you must attach a qualified appraisal of the property. See instructions.

3	(a) Description of donated property (if you need more space, attach a separate statement)	(b) If any tangible personal property or real property was donated, give a brief summary of the overall physical condition of the property at the time of the gift.	(c) Appraised fair market value			
A	[Redacted] <b>Desc</b>					
B	[Redacted] <b>Code</b>					
C			[Redacted]			
	(d) Date acquired by donor (mo., yr.)	(e) How acquired by donor	(f) Donor's cost or adjusted basis	(g) For bargain sales, enter amount received	(h) Amount claimed as a deduction (see instructions)	(i) Date of contribution (see instructions)
A	[Redacted]	[Redacted]		[Redacted]	[Redacted]	[Redacted]
B						
C						

For Paperwork Reduction Act Notice, see separate instructions.

Cat. No. 62299J

Form **8283** (Rev. 11-2022)

Name(s) shown on your income tax return	Identifying number
---	--------------------

**Part II Partial Interests and Restricted Use Property (Other Than Qualified Conservation Contributions)–**  
 Complete lines 4a through 4e if you gave less than an entire interest in a property listed in Section B, Part I.  
 Complete lines 5a through 5c if conditions were placed on a contribution listed in Section B, Part I; also  
 attach the required statement. See instructions.

**4a** Enter the letter from Section B, Part I that identifies the property for which you gave less than an entire interest \_\_\_\_\_  
 If Section B, Part II applies to more than one property, attach a separate statement.

**b** Total amount claimed as a deduction for the property listed in Section B, Part I: **(1)** For this tax year . . . . . \_\_\_\_\_  
**(2)** For any prior tax years . . . . . \_\_\_\_\_

**c** Name and address of each organization to which any such contribution was made in a prior year (complete only if different from the donee organization in Section B, Part V, below):  
 Name of charitable organization (donee) \_\_\_\_\_  
 Address (number, street, and room or suite no.) \_\_\_\_\_ City or town, state, and ZIP code \_\_\_\_\_

**d** For tangible property, enter the place where the property is located or kept \_\_\_\_\_

**e** Name of any person, other than the donee organization, having actual possession of the property \_\_\_\_\_

<b>5a</b> Is there a restriction, either temporary or permanent, on the donee’s right to use or dispose of the donated property?		Yes	No
<b>b</b> Did you give to anyone (other than the donee organization or another organization participating with the donee organization in cooperative fundraising) the right to the income from the donated property or to the possession of the property, including the right to vote donated securities, to acquire the property by purchase or otherwise, or to designate the person having such income, possession, or right to acquire? . . . . .		Yes	No
<b>c</b> Is there a restriction limiting the donated property for a particular use? . . . . .		Yes	No

**Part III Taxpayer (Donor) Statement—**List each item included in Section B, Part I above that the appraisal identifies as having a value of \$500 or less. See instructions.

I declare that the following item(s) included in Section B, Part I above has to the best of my knowledge and belief an appraised value of not more than \$500 (per item). Enter identifying letter from Section B, Part I and describe the specific item. See instructions.

Signature of taxpayer (donor) \_\_\_\_\_ Date \_\_\_\_\_

**Part IV Declaration of Appraiser**

I declare that I am not the donor, the donee, a party to the transaction in which the donor acquired the property, employed by, or related to any of the foregoing persons, or married to any person who is related to any of the foregoing persons. And, if regularly used by the donor, donee, or party to the transaction, I performed the majority of my appraisals during my tax year for other persons.

Also, I declare that I perform appraisals on a regular basis; and that because of my qualifications as described in the appraisal, I am qualified to make appraisals of the type of property being valued. I certify that the appraisal fees were not based on a percentage of the appraised property value. Furthermore, I understand that a false or fraudulent overstatement of the property value as described in the qualified appraisal or this Form 8283 may subject me to the penalty under section 6701(a) (aiding and abetting the understatement of tax liability). I understand that my appraisal will be used in connection with a return or claim for refund. I also understand that, if there is a substantial or gross valuation misstatement of the value of the property claimed on the return or claim for refund that is based on my appraisal, I may be subject to a penalty under section 6695A of the Internal Revenue Code, as well as other applicable penalties. I affirm that I have not been at any time in the three-year period ending on the date of the appraisal barred from presenting evidence or testimony before the Department of the Treasury or the Internal Revenue Service pursuant to 31 U.S.C. 330(c).

**Sign Here** Appraiser signature \_\_\_\_\_ Date \_\_\_\_\_  
 Appraiser name \_\_\_\_\_ Title \_\_\_\_\_

Business address (including room or suite no.) \_\_\_\_\_ Identifying number \_\_\_\_\_  
 City or town, state, and ZIP code \_\_\_\_\_

**Part V Donee Acknowledgment**

This charitable organization acknowledges that it is a qualified organization under section 170(c) and that it received the donated property as described in Section B, Part I, above on the following date \_\_\_\_\_

Furthermore, this organization affirms that in the event it sells, exchanges, or otherwise disposes of the property described in Section B, Part I (or any portion thereof) within 3 years after the date of receipt, it will file **Form 8282**, Donee Information Return, with the IRS and give the donor a copy of that form. This acknowledgment does not represent agreement with the claimed fair market value.

Does the organization intend to use the property for an unrelated use? . . . . .  Yes  No

Name of charitable organization (donee) _____	Employer identification number _____
_____ Desc _____ Code _____	_____
Address (number, street, and room or suite no.) _____	City or town, state, and ZIP code _____
Authorized signature _____	Title _____ Date _____

# Release/Revocation of Release of Claim to Exemption for Child by Custodial Parent

▶ Attach a separate form for each child.  
▶ Go to [www.irs.gov/Form8332](http://www.irs.gov/Form8332) for the latest information.

Name of noncustodial parent \_\_\_\_\_

Noncustodial parent's  
social security number (SSN) ▶ \_\_\_\_\_

**Note:** This form also applies to some tax benefits, including the child tax credit, additional child tax credit, and credit for other dependents. It doesn't apply to other tax benefits, such as the earned income credit, dependent care credit, or head of household filing status. See the instructions and Pub. 501.

## Part I Release of Claim to Exemption for Current Year

I agree not to claim an exemption for \_\_\_\_\_  
Name of child

for the tax year 20 \_\_\_\_.

\_\_\_\_\_  
Signature of custodial parent releasing claim to exemption

\_\_\_\_\_  
Custodial parent's SSN

\_\_\_\_\_  
Date

**Note:** If you choose not to claim an exemption for this child for future tax years, also complete Part II.

## Part II Release of Claim to Exemption for Future Years (If completed, see Noncustodial Parent on page 2.)

I agree not to claim an exemption for \_\_\_\_\_  
Name of child

for the tax year(s) \_\_\_\_\_.  
(Specify. See instructions.)

\_\_\_\_\_  
Signature of custodial parent releasing claim to exemption

\_\_\_\_\_  
Custodial parent's SSN

\_\_\_\_\_  
Date

## Part III Revocation of Release of Claim to Exemption for Future Year(s)

I revoke the release of claim to an exemption for \_\_\_\_\_  
Name of child

for the tax year(s) \_\_\_\_\_.  
(Specify. See instructions.)

\_\_\_\_\_  
Signature of custodial parent revoking the release of claim to exemption

\_\_\_\_\_  
Custodial parent's SSN

\_\_\_\_\_  
Date

## General Instructions

### What's New

**Exemption deduction suspended.** The deduction for personal exemptions is suspended for tax years 2018 through 2025 by the Tax Cuts and Jobs Act. Although the exemption amount is zero, eligibility to claim an exemption may make you eligible for other tax benefits. See Pub. 501 for details. Although taxpayers can't claim a deduction for exemptions, eligibility to claim an exemption for a child remains important for determining who may claim the child tax credit, the additional child tax credit, and the credit for other dependents, as well as other tax benefits. See the instructions and Pub. 501 for details.

### Purpose of Form

If you are the custodial parent, you can use this form to do the following.

- Release a claim to exemption for your child so that the noncustodial parent can claim an exemption for the child and claim the child tax credit, the additional child tax credit, and the credit for other dependents (if applicable).
- Revoke a previous release of claim to exemption for your child.

**Release of claim to exemption.** Complete this form (or sign a similar statement containing the same information required by this form) and give it to the noncustodial parent. The noncustodial parent must attach this form or similar statement to his or her tax return each year the exemption is claimed. Use Part I to release a claim to the exemption for the current year. Use Part II if you choose to release a claim to exemption for any future year(s).

**Note:** If the decree or agreement went into effect after 1984 and before 2009, you can attach certain pages from the decree or agreement instead of Form 8332, provided that these pages are substantially similar to Form 8332. See *Post-1984 and pre-2009 decree or agreement* on page 2.

**Revocation of release of claim to exemption.** Use Part III to revoke a previous release of claim to an exemption. The revocation will be effective no earlier than the tax year following the year in which you provide the noncustodial parent with a copy of the revocation or make a reasonable effort to provide the noncustodial parent with a copy of the revocation. Therefore, if you revoked a release on Form 8332 and provided a copy of the form to the noncustodial parent in 2018, the earliest tax year the revocation

can be effective is 2019. You must attach a copy of the revocation to your tax return each year the exemption is claimed as a result of the revocation. You must also keep for your records a copy of the revocation and evidence of delivery of the notice to the noncustodial parent, or of reasonable efforts to provide actual notice.

### Custodial Parent and Noncustodial Parent

The custodial parent is generally the parent with whom the child lived for the greater number of nights during the year. The noncustodial parent is the other parent. If the child was with each parent for an equal number of nights, the custodial parent is the parent with the higher adjusted gross income. For details and an exception for a parent who works at night, see Pub. 501.

### Dependent Child

A dependent is either a qualifying child or a qualifying relative. See the instructions for your tax return for the definition of these terms. Generally, a child of divorced or separated parents will be a qualifying child of the custodial parent. However, if the special rule on page 2 applies, then the child will be treated as the qualifying child or qualifying

**Mortgage Interest Credit**  
(For Holders of Qualified Mortgage Credit Certificates Issued by  
State or Local Governmental Units or Agencies)  
Go to [www.irs.gov/Form8396](http://www.irs.gov/Form8396) for the latest information.  
Attach to Form 1040, 1040-SR, or 1040-NR.

Name(s) shown on your tax return	Your social security number
----------------------------------	-----------------------------

Enter the address of your main home to which the qualified mortgage certificate relates if it is different from the address shown on your tax return.

Name of Issuer of Mortgage Credit Certificate	Mortgage Credit Certificate Number	Issue date
---	------------------------------------	------------

**Before you begin Part I**, figure the amounts of any of the following credits you are claiming: credit for the elderly or the disabled, alternative motor vehicle credit, and qualified plug-in electric drive motor vehicle credit.

**Part I Current Year Mortgage Interest Credit**

1 Interest paid on the certified indebtedness amount. If someone else (other than your spouse if filing jointly) also held an interest in the home, enter only your share of the interest paid . . . . .	<b>1</b>	
2 Enter the certificate credit rate shown on your <b>Mortgage Credit Certificate</b> . <b>Do not</b> enter the interest rate on your home mortgage . . . . .	<b>2</b>	%
3 If line 2 is 20% or less, multiply line 1 by line 2. If line 2 is more than 20%, or you refinanced your mortgage and received a reissued certificate, see the instructions for the amount to enter . . . . .	<b>3</b>	
<b>You must reduce your deduction for home mortgage interest on Schedule A (Form 1040) by the amount on line 3.</b>		
4 Enter any 2019 credit carryforward from line 16 of your 2021 Form 8396 . . . . .	<b>4</b>	
5 Enter any 2020 credit carryforward from line 14 of your 2021 Form 8396 . . . . .	<b>5</b>	
6 Enter any 2021 credit carryforward from line 17 of your 2021 Form 8396 . . . . .	<b>6</b>	
7 Add lines 3 through 6 . . . . .	<b>7</b>	
8 Limitation based on tax liability. Enter the amount from line 3 of the Credit Limit Worksheet in the instructions . . . . .	<b>8</b>	
9 <b>Current year mortgage interest credit.</b> Enter the <b>smaller</b> of line 7 or line 8. Also include this amount on Schedule 3 (Form 1040), line 6g . . . . .	<b>9</b>	

**Part II Mortgage Interest Credit Carryforward to 2023** (Complete **only** if line 9 is less than line 7.)

10 Add lines 3 and 4 . . . . .	<b>10</b>	
11 Enter the amount from line 7. . . . .	<b>11</b>	
12 Enter the <b>larger</b> of line 9 or line 10. . . . .	<b>12</b>	
13 Subtract line 12 from line 11 . . . . .	<b>13</b>	
14 <b>2021 credit carryforward to 2023.</b> Enter the <b>smaller</b> of line 6 or line 13 . . . . .	<b>14</b>	
15 Subtract line 14 from line 13 . . . . .	<b>15</b>	
16 <b>2020 credit carryforward to 2023.</b> Enter the <b>smaller</b> of line 5 or line 15 . . . . .	<b>16</b>	
17 <b>2022 credit carryforward to 2023.</b> Subtract line 9 from line 3. If zero or less, enter -0- . . . . .	<b>17</b>	

## Passive Activity Loss Limitations

See separate instructions.

Attach to Form 1040, 1040-SR, or 1041.

Go to [www.irs.gov/Form8582](http://www.irs.gov/Form8582) for instructions and the latest information.

Name(s) shown on return

Identifying number

### Part I 2022 Passive Activity Loss

**Caution:** Complete Parts IV and V before completing Part I.

#### Rental Real Estate Activities With Active Participation (For the definition of active participation, see *Special Allowance for Rental Real Estate Activities* in the instructions.)

1a Activities with net income (enter the amount from Part IV, column (a)) . . . . .	<b>1a</b>	[Red Box]		
1b Activities with net loss (enter the amount from Part IV, column (b)) . . . . .	<b>1b</b>	( [Red Box] )		
1c Prior years' unallowed losses (enter the amount from Part IV, column (c)) . . . . .	<b>1c</b>	( [Red Box] )		
<b>d</b> Combine lines 1a, 1b, and 1c . . . . .	<b>1d</b>			[Red Box]

#### All Other Passive Activities

2a Activities with net income (enter the amount from Part V, column (a)) . . . . .	<b>2a</b>	[Red Box]		
2b Activities with net loss (enter the amount from Part V, column (b)) . . . . .	<b>2b</b>	( [Red Box] )		
2c Prior years' unallowed losses (enter the amount from Part V, column (c)) . . . . .	<b>2c</b>	( [Red Box] )		
<b>d</b> Combine lines 2a, 2b, and 2c . . . . .	<b>2d</b>			[Red Box]

3 Combine lines 1d and 2d. If this line is zero or more, stop here and include this form with your return; all losses are allowed, including any prior year unallowed losses entered on line 1c or 2c. Report the losses on the forms and schedules normally used . . . . .	<b>3</b>			[Red Box]
---	----------	--	--	-----------

- If line 3 is a loss and:
- Line 1d is a loss, go to Part II.
  - Line 2d is a loss (and line 1d is zero or more), skip Part II and go to line 10.

**Caution:** If your filing status is married filing separately and you lived with your spouse at any time during the year, **do not** complete Part II. Instead, go to line 10.

### Part II Special Allowance for Rental Real Estate Activities With Active Participation

**Note:** Enter all numbers in Part II as positive amounts. See instructions for an example.

4 Enter the <b>smaller</b> of the loss on line 1d or the loss on line 3 . . . . .	<b>4</b>			[Red Box]
5 Enter \$150,000. If married filing separately, see instructions . . . . .	<b>5</b>	[Red Box]		
6 Enter modified adjusted gross income, but not less than zero. See instructions <b>Note:</b> If line 6 is greater than or equal to line 5, skip lines 7 and 8 and enter -0- on line 9. Otherwise, go to line 7.	<b>6</b>	[Red Box]		
7 Subtract line 6 from line 5 . . . . .	<b>7</b>	[Red Box]		
8 Multiply line 7 by 50% (0.50). <b>Do not</b> enter more than \$25,000. If married filing separately, see instructions	<b>8</b>			[Red Box]
9 Enter the <b>smaller</b> of line 4 or line 8 . . . . .	<b>9</b>			[Red Box]

### Part III Total Losses Allowed

10 Add the income, if any, on lines 1a and 2a and enter the total . . . . .	<b>10</b>			[Red Box]
11 <b>Total losses allowed from all passive activities for 2022.</b> Add lines 9 and 10. See instructions to find out how to report the losses on your tax return . . . . .	<b>11</b>			[Red Box]

### Part IV Complete This Part Before Part I, Lines 1a, 1b, and 1c. See instructions.

Name of activity	Current year		Prior years	Overall gain or loss	
	(a) Net income (line 1a)	(b) Net loss (line 1b)	(c) Unallowed loss (line 1c)	(d) Gain	(e) Loss
<b>Total.</b> Enter on Part I, lines 1a, 1b, and 1c					



# Low-Income Housing Credit

OMB No. 1545-0984

▶ Attach to your tax return.  
▶ Go to [www.irs.gov/Form8586](http://www.irs.gov/Form8586) for the latest information.

Attachment  
Sequence No. **36a**

Name(s) shown on return		Identifying number	
<b>1</b>	Number of Forms 8609-A attached . . . . . ▶ <b>1</b>		
<b>2</b>	Has there been a decrease in the qualified basis of any buildings accounted for on line 1 since the close of the preceding tax year? <input checked="" type="checkbox"/> <b>Yes</b> <input type="checkbox"/> <b>No</b> If "Yes," enter the building identification numbers (BINs) of the buildings that had a decreased basis. If you need more space, attach a schedule.		
	(i) _____ (ii) _____ (iii) _____ (iv) _____		
<b>3</b>	Current year credit from attached Form(s) 8609-A (see instructions) . . . . .	<b>3</b>	<b>1</b>
<b>4</b>	Low-income housing credit from partnerships, S corporations, estates, and trusts . . . . .	<b>4</b>	<b>1</b>
<b>5</b>	Add lines 3 and 4. Estates and trusts, go to line 6. Partnerships and S corporations, stop here and report this amount on Schedule K. All others, stop here and report this amount on Form 3800, Part III, line 4d, column (c) . . . . .	<b>5</b>	<b>1</b>
<b>6</b>	Amount allocated to beneficiaries of the estate or trust (see instructions) . . . . .	<b>6</b>	
<b>7</b>	Estates and trusts, subtract line 6 from line 5. Report this amount on Form 3800, Part III, line 4d, column (c)	<b>7</b>	

## General Instructions

Section references are to the Internal Revenue Code unless otherwise noted.

**Future developments.** For the latest information about developments related to Form 8586 and its instructions, such as legislation enacted after they were published, go to [www.irs.gov/Form8586](http://www.irs.gov/Form8586).

### Purpose of Form

Use Form 8586 to claim the low-income housing credit. This general business credit is allowed for each new qualified low-income building placed in service after 1986. Generally, it is taken over a 10-year credit period.

Taxpayers, other than partnerships, S corporations, estates, or trusts, whose only source of this credit is from those pass-through entities, are not required to complete or file this form. Instead, they can report this credit directly on Form 3800.

### Qualified Low-Income Housing Project

The credit cannot exceed the amount allocated to the building. See section 42(h)(1) for details.

The low-income housing credit can only be claimed for residential rental buildings in low-income housing projects that meet one of the minimum set-aside tests. For details, see the instructions for Form 8609, Part II, line 10c.

Except for buildings financed with certain tax-exempt bonds, you may not take a low-income housing credit on a building if it has not received an allocation from the housing credit agency. No allocation is needed when 50% or more of the aggregate basis of the building and the land on which the building is located is financed with certain tax-exempt bonds. The owner must still get a Form 8609 from the appropriate housing credit agency (with the applicable items completed, including an assigned BIN). "Land on which the building is located" includes only land that is functionally related and subordinate to the qualified low-income building. (See Regulations sections 1.103-8(a)(3) and 1.103-8(b)(4)(iii).)

### Recapture of Credit

There is a 15-year compliance period during which the residential rental building must continue to meet certain requirements. If, as of the close of any tax year in this period, there is a reduction in the qualified basis of the building from the previous year, you may have to recapture a part of the credit you have taken. Similarly, you may have to recapture part of the credits taken in previous years upon certain dispositions of the building or interests therein, unless you follow the procedures to prevent recapture. See *Recapture and building dispositions* in the Instructions for Form 8609-A, Annual Statement for Low-Income Housing Credit, for details. If you must recapture credits, use Form 8611, Recapture of Low-Income Housing Credit. See section 42(j) for details.

### Recordkeeping

Keep a copy of this Form 8586 together with all Forms 8609, Forms 8609-A, and Forms 8611 for 3 years after the 15-year compliance period ends.

## Specific Instructions

**Line 2.** A decrease in qualified basis will result in recapture if the qualified basis at the close of the tax year is less than the qualified basis at the close of the first year of the credit period.

If the reduction in qualified basis at the close of the tax year also results in a violation of the minimum set-aside requirement, then no credit is allowable for the year.

**Line 3.** The credit for the year is figured on Form 8609-A for each building. Attach a copy of each Form 8609-A you completed for the tax year to Form 8586. Enter on line 3 the total credit for attached Form(s) 8609-A.

**Line 6. Estates or trusts.** Allocate the low-income housing credit on line 5 between the estate or trust and the beneficiaries in the same proportion as income was allocated and enter the beneficiaries' share on line 6.

If the estate or trust is subject to the passive activity rules, include on line 4 any low-income housing credits from passive activities disallowed for prior years and carried forward to this year. Complete Form 8582-CR, Passive Activity Credit Limitations, to determine the allowed credit that must be allocated between the estate or trust and the beneficiaries. For details, see the Instructions for Form 8582-CR.

**Paperwork Reduction Act Notice.** We ask for the information on this form to carry out the Internal Revenue laws of the United States. You are required to give us the information. We need it to ensure that you are complying with these laws and to allow us to figure and collect the right amount of tax.

You are not required to provide the information requested on a form that is subject to the Paperwork Reduction Act unless the form displays a valid OMB control number. Books or records relating to a form or its instructions must be retained as long as their contents may become material in the administration of any Internal Revenue law. Generally, tax returns and return information are confidential, as required by section 6103.

The time needed to complete and file this form will vary depending on individual circumstances. The estimated burden for individual taxpayers filing this form is approved under OMB control number 1545-0074 and is included in the estimates shown in the instructions for their individual income tax return. The estimated burden for all other taxpayers who file this form is shown below.

**Recordkeeping** . . . . . 5 hr., 44 min.  
**Learning about the law or the form** . . . . . 52 min.  
**Preparing and sending the form to the IRS** . . . . . 2 hr., 11 min.

If you have comments concerning the accuracy of these time estimates or suggestions for making this form simpler, we would be happy to hear from you. See the instructions for the tax return with which this form is filed.

## Nondeductible IRAs

Go to [www.irs.gov/Form8606](http://www.irs.gov/Form8606) for instructions and the latest information.  
 Attach to 2022 Form 1040, 1040-SR, or 1040-NR.

Name. If married, file a separate form for each spouse required to file 2022 Form 8606. See instructions.		Your social security number
<b>Fill in Your Address Only if You Are Filing This Form by Itself and Not With Your Tax Return</b>	Home address (number and street, or P.O. box if mail is not delivered to your home)	
	City, town or post office, state, and ZIP code. If you have a foreign address, also complete the spaces below (see instructions).	
	Foreign country name	Foreign province/state/county
		Foreign postal code

**Part I Nondeductible Contributions to Traditional IRAs and Distributions From Traditional, SEP, and SIMPLE IRAs**

Complete this part only if one or more of the following apply.

- You made nondeductible contributions to a traditional IRA for 2022.
- You took distributions from a traditional, SEP, or SIMPLE IRA in 2022 **and** you made nondeductible contributions to a traditional IRA in 2022 or an earlier year. For this purpose, a distribution does not include a rollover (other than a repayment of a qualified disaster distribution, if any, from 2022 Form(s) 8915-F (see instructions)), qualified charitable distribution, one-time distribution to fund an HSA, conversion, recharacterization, or return of certain contributions.
- You converted part, but not all, of your traditional, SEP, and SIMPLE IRAs to Roth IRAs in 2022 **and** you made nondeductible contributions to a traditional IRA in 2022 or an earlier year.

1	Enter your nondeductible contributions to traditional IRAs for 2022, including those made for 2022 from January 1, 2023, through April 18, 2023. See instructions . . . . .	1							
2	Enter your total basis in traditional IRAs. See instructions . . . . .	2							
3	Add lines 1 and 2 . . . . .	3							
<table border="1" style="width: 100%; border-collapse: collapse;"> <tr> <td style="width: 30%; padding: 2px;"> <b>In 2022, did you take a distribution from traditional, SEP, or SIMPLE IRAs, or make a Roth IRA conversion?</b> </td> <td style="width: 10%; padding: 2px;"> <input type="checkbox"/> <b>No</b> </td> <td style="width: 60%; padding: 2px;">                     Enter the amount from line 3 on line 14. Do not complete the rest of Part I.                 </td> </tr> <tr> <td style="padding: 2px;"></td> <td style="padding: 2px;"> <input type="checkbox"/> <b>Yes</b> </td> <td style="padding: 2px;">                     Go to line 4.                 </td> </tr> </table>		<b>In 2022, did you take a distribution from traditional, SEP, or SIMPLE IRAs, or make a Roth IRA conversion?</b>	<input type="checkbox"/> <b>No</b>	Enter the amount from line 3 on line 14. Do not complete the rest of Part I.		<input type="checkbox"/> <b>Yes</b>	Go to line 4.		
<b>In 2022, did you take a distribution from traditional, SEP, or SIMPLE IRAs, or make a Roth IRA conversion?</b>	<input type="checkbox"/> <b>No</b>	Enter the amount from line 3 on line 14. Do not complete the rest of Part I.							
	<input type="checkbox"/> <b>Yes</b>	Go to line 4.							
4	Enter those contributions included on line 1 that were made from January 1, 2023, through April 18, 2023	4							
5	Subtract line 4 from line 3 . . . . .	5							
6	Enter the value of <b>all</b> your traditional, SEP, and SIMPLE IRAs as of December 31, 2022, plus any outstanding rollovers. Subtract certain repayments of qualified disaster distributions, if any, from 2022 Form(s) 8915-F (see instructions) . . . . .	6							
7	Enter your distributions from traditional, SEP, and SIMPLE IRAs in 2022. <b>Do not</b> include rollovers (other than repayments of qualified disaster distributions, if any, from 2022 Form(s) 8915-F (see instructions)), qualified charitable distributions, a one-time distribution to fund an HSA, conversions to a Roth IRA, certain returned contributions, or recharacterizations of traditional IRA contributions (see instructions) . . . . .	7							
8	Enter the net amount you converted from traditional, SEP, and SIMPLE IRAs to Roth IRAs in 2022. Also, enter this amount on line 16 . . . . .	8							
9	Add lines 6, 7, and 8 . . . . .	9							
10	Divide line 5 by line 9. Enter the result as a decimal rounded to at least 3 places. If the result is 1.000 or more, enter "1.000" . . . . .	10							
11	Multiply line 8 by line 10. This is the nontaxable portion of the amount you converted to Roth IRAs. Also, enter this amount on line 17 . . . . .	11							
12	Multiply line 7 by line 10. This is the nontaxable portion of your distributions that you did not convert to a Roth IRA . . . . .	12							
13	Add lines 11 and 12. This is the nontaxable portion of all your distributions . . . . .	13							
14	Subtract line 13 from line 3. This is <b>your total basis in traditional IRAs for 2022 and earlier years</b> . . . . .	14							
15a	Subtract line 12 from line 7 . . . . .	15a							
15b	<b>b</b> Enter the amount on line 15a attributable to qualified disaster distributions, if any, from 2022 Form(s) 8915-F (see instructions). Also, enter this amount on 2022 Form(s) 8915-F, line 18, as applicable (see instructions) . . . . .	15b							
15c	<b>c Taxable amount.</b> Subtract line 15b from line 15a. If more than zero, also include this amount on 2022 Form 1040, 1040-SR, or 1040-NR, line 4b . . . . .	15c							

**Note:** You may be subject to an additional 10% tax on the amount on line 15c if you were under age 59½ at the time of the distribution. See instructions.

**Part II 2022 Conversions From Traditional, SEP, or SIMPLE IRAs to Roth IRAs**

Complete this part if you converted part or all of your traditional, SEP, and SIMPLE IRAs to a Roth IRA in 2022.

<b>16</b>	If you completed Part I, enter the amount from line 8. Otherwise, enter the net amount you converted from traditional, SEP, and SIMPLE IRAs to Roth IRAs in 2022 . . . . .	<b>16</b>	
<b>17</b>	If you completed Part I, enter the amount from line 11. Otherwise, enter your basis in the amount on line 16 (see instructions) . . . . .	<b>17</b>	
<b>18</b>	<b>Taxable amount.</b> Subtract line 17 from line 16. If more than zero, also include this amount on 2022 Form 1040, 1040-SR, or 1040-NR, line 4b . . . . .	<b>18</b>	

**Part III Distributions From Roth IRAs**

Complete this part only if you took a distribution from a Roth IRA in 2022. For this purpose, a distribution does not include a rollover (other than a repayment of a qualified disaster distribution (from 2022 Form(s) 8915-F (see instructions)), qualified charitable distribution, one-time distribution to fund an HSA, recharacterization, or return of certain contributions (see instructions).

<b>19</b>	Enter your total nonqualified distributions from Roth IRAs in 2022, including any qualified first-time homebuyer distributions, and any qualified disaster distributions from 2022 Form(s) 8915-F (see instructions) . . . . .	<b>19</b>	
<b>20</b>	Qualified first-time homebuyer expenses (see instructions). <b>Do not</b> enter more than \$10,000 reduced by the total of all your prior qualified first-time homebuyer distributions . . . . .	<b>20</b>	
<b>21</b>	Subtract line 20 from line 19. If zero or less, enter -0- . . . . .	<b>21</b>	
<b>22</b>	Enter your basis in Roth IRA contributions (see instructions). If line 21 is zero, <b>stop here</b> . . . . .	<b>22</b>	
<b>23</b>	Subtract line 22 from line 21. If zero or less, enter -0- and skip lines 24 and 25. If more than zero, you may be subject to an additional tax (see instructions) . . . . .	<b>23</b>	
<b>24</b>	Enter your basis in conversions from traditional, SEP, and SIMPLE IRAs and rollovers from qualified retirement plans to a Roth IRA. See instructions . . . . .	<b>24</b>	
<b>25a</b>	Subtract line 24 from line 23. If zero or less, enter -0- and skip lines 25b and 25c . . . . .	<b>25a</b>	
<b>b</b>	Enter the amount on line 25a attributable to qualified disaster distributions, if any, from 2022 Form(s) 8915-F (see instructions). Also, enter this amount on 2022 Form(s) 8915-F, line 19, as applicable (see instructions) . . . . .	<b>25b</b>	
<b>c</b>	<b>Taxable amount.</b> Subtract line 25b from line 25a. If more than zero, also include this amount on 2022 Form 1040, 1040-SR, or 1040-NR, line 4b . . . . .	<b>25c</b>	

**Sign Here Only if You Are Filing This Form by Itself and Not With Your Tax Return**

Under penalties of perjury, I declare that I have examined this form, including accompanying attachments, and to the best of my knowledge and belief, it is true, correct, and complete. Declaration of preparer (other than taxpayer) is based on all information of which preparer has any knowledge.

Your signature \_\_\_\_\_

Date \_\_\_\_\_

<b>Paid Preparer Use Only</b>	Print/Type preparer's name	Preparer's signature	Date	Check <input type="checkbox"/> if self-employed	PTIN
	Firm's name				Firm's EIN
	Firm's address				Phone no.



# Annual Statement for Low-Income Housing Credit

OMB No. 1545-0988

► **File with owner's federal income tax return.**  
 ► **See separate instructions.**

Attachment  
 Sequence No. **36**

Name(s) shown on return

Identifying number

## Part I Compliance Information

	Yes	No
<b>A</b> Building identification number (BIN) ► .....		
<b>B</b> This Form 8609-A is for (check the box) ► a newly constructed or existing building <input type="checkbox"/> section 42(e) rehabilitation expenditures <input type="checkbox"/>		
<b>C</b> Do you have in your records the original Form 8609 (or a copy thereof) signed and issued by the housing credit agency for the building in <b>A</b> ? If "No," see the instructions and stop here—do not go to Part II.		
<b>D</b> Did the building in <b>A</b> qualify as a part of a qualified low-income housing project and meet the requirements of section 42 as of the end of the tax year for which this form is being filed? If "No," see the instructions and stop here—do not go to Part II.		
<b>E</b> Was there a decrease in the qualified basis of the building in <b>A</b> for the tax year for which this form is being filed? If "Yes," see the instructions. If "No," and the entire credit has been claimed in prior tax years, stop here—do not go to Part II.		

## Part II Computation of Credit

<b>1</b> Eligible basis of building	<b>1</b>		
<b>2</b> Low-income portion (smaller of unit fraction or floor space fraction) (if first year of the credit period, see instructions)	<b>2</b>	.	
<b>3</b> Qualified basis of low-income building. Multiply line 1 by line 2 (see instructions for exceptions)	<b>3</b>		
<b>4</b> Part-year adjustment for disposition or acquisition during the tax year	<b>4</b>		
<b>5</b> Credit percentage	<b>5</b>	.	
<b>6</b> Multiply line 3 or line 4 by the percentage on line 5	<b>6</b>		
<b>7</b> Additions to qualified basis, if any	<b>7</b>		
<b>8</b> Part-year adjustment for disposition or acquisition during the tax year	<b>8</b>		
<b>9</b> Credit percentage. Enter one-third of the percentage on line 5	<b>9</b>	.	
<b>10</b> Multiply line 7 or line 8 by the percentage on line 9	<b>10</b>		
<b>11</b> Section 42(f)(3)(B) modification	<b>11</b>		
<b>12</b> Add lines 10 and 11	<b>12</b>		
<b>13</b> Credit for building before line 14 reduction. Subtract line 12 from line 6	<b>13</b>		
<b>14</b> Disallowed credit due to federal grants (see instructions)	<b>14</b>		
<b>15</b> Credit allowed for building for tax year. Subtract line 14 from line 13, but do not enter more than the amount shown on Form 8609, Part I, line 1b	<b>15</b>		
<b>16</b> Taxpayer's proportionate share of credit for the year (see instructions)	<b>16</b>		
<b>17</b> Adjustments for deferred first-year credit (see instructions)	<b>17</b>		
<b>18</b> Taxpayer's credit. Combine lines 16 and 17. Enter here and on Form 8586 (see instructions)	<b>18</b>		

For Paperwork Reduction Act Notice, see separate instructions.

Cat No. 38841T

Form 8609-A (Rev. 12-2008)

**Tax for Certain Children Who Have Unearned Income**  
 Attach only to the child's Form 1040 or 1040-NR.  
 Go to [www.irs.gov/Form8615](http://www.irs.gov/Form8615) for instructions and the latest information.

Child's name shown on return	Child's social security number
<b>A</b> Parent's name (first, initial, and last). <b>Caution:</b> See instructions before completing.	<b>B</b> Parent's social security number

**C** Parent's filing status (check one):  Single     Married filing jointly     Married filing separately     Head of household     Qualifying widow(er)

**Part I Child's Net Unearned Income**

1 Enter the child's unearned income. See instructions . . . . .	<b>1</b>	[Red Box]
2 If the child <b>did not</b> itemize deductions on <b>Schedule A</b> (Form 1040) or <b>Schedule A</b> (Form 1040-NR), enter \$2,300. Otherwise, see instructions . . . . .	<b>2</b>	[Red Box]
3 Subtract line 2 from line 1. If zero or less, <b>stop</b> ; do not complete the rest of this form but <b>do</b> attach it to the child's return . . . . .	<b>3</b>	[Red Box]
4 Enter the child's <b>taxable income</b> from Form 1040 or 1040-NR, line 15. If the child files Form 2555, see the instructions . . . . .	<b>4</b>	[Red Box]
5 Enter the <b>smaller</b> of line 3 or line 4. If zero, <b>stop</b> ; do not complete the rest of this form but <b>do</b> attach it to the child's return . . . . .	<b>5</b>	[Red Box]

**Part II Tentative Tax Based on the Tax Rate of the Parent**

6 Enter the parent's <b>taxable income</b> from Form 1040 or 1040-NR, line 15. If zero or less, enter -0-. If the parent files Form 2555, see the instructions . . . . .	<b>6</b>	[Red Box]
7 Enter the total, if any, from Forms 8615, line 5, of <b>all other</b> children of the parent named above. <b>Do not</b> include the amount from line 5 above . . . . .	<b>7</b>	[Red Box]
8 Add lines 5, 6, and 7. See instructions . . . . .	<b>8</b>	[Red Box]
9 Enter the tax on the amount on line 8 based on the <b>parent's</b> filing status above. See instructions. If the Qualified Dividends and Capital Gain Tax Worksheet, Schedule D Tax Worksheet, or Schedule J (Form 1040) is used to figure the tax, check here . . . . .	<b>9</b>	[Red Box]
10 Enter the parent's tax from Form 1040 or 1040-NR, line 16, minus any alternative minimum tax. <b>Do not</b> include any tax from <b>Form 4972</b> or <b>Form 8814</b> , or any tax from the recapture of an education credit. If the parent files Form 2555, see the instructions. If the Qualified Dividends and Capital Gain Tax Worksheet, Schedule D Tax Worksheet, or Schedule J (Form 1040) was used to figure the tax, check here . . . . .	<b>10</b>	[Red Box]
11 Subtract line 10 from line 9 and enter the result. If line 7 is blank, also enter this amount on line 13 and go to <b>Part III</b> . . . . .	<b>11</b>	[Red Box]
12a Add lines 5 and 7 . . . . .	<b>12a</b>	[Red Box]
b Divide line 5 by line 12a. Enter the result as a decimal (rounded to at least three places) . . . . .	<b>12b</b>	[Red Box]
13 Multiply line 11 by line 12b . . . . .	<b>13</b>	[Red Box]

**Part III Child's Tax**—If lines 4 and 5 above are the same, enter -0- on line 15 and go to line 16.

14 Subtract line 5 from line 4 . . . . .	<b>14</b>	[Red Box]
15 Enter the tax on the amount on line 14 based on the <b>child's</b> filing status. See instructions. If the Qualified Dividends and Capital Gain Tax Worksheet, Schedule D Tax Worksheet, or Schedule J (Form 1040) is used to figure the tax, check here . . . . .	<b>15</b>	[Red Box]
16 Add lines 13 and 15 . . . . .	<b>16</b>	[Red Box]
17 Enter the tax on the amount on line 4 based on the <b>child's</b> filing status. See instructions. If the Qualified Dividends and Capital Gain Tax Worksheet, Schedule D Tax Worksheet, or Schedule J (Form 1040) is used to figure the tax, check here . . . . .	<b>17</b>	[Red Box]
18 Enter the <b>larger</b> of line 16 or line 17 here and on the <b>child's</b> Form 1040 or 1040-NR, line 16. If the child files Form 2555, see the instructions . . . . .	<b>18</b>	[Red Box]

**Credit for Prior Year Minimum Tax—  
 Individuals, Estates, and Trusts**  
 Go to [www.irs.gov/Form8801](http://www.irs.gov/Form8801) for instructions and the latest information.  
 Attach to Form 1040, 1040-SR, 1040-NR, or 1041.

Name(s) shown on return

Identifying number

**Part I Net Minimum Tax on Exclusion Items**

<b>1</b>	Combine lines 1 and 2e of your 2021 Form 6251. Estates and trusts, see instructions . . . . .	<b>1</b>	
<b>2</b>	Enter adjustments and preferences treated as exclusion items (see instructions) . . . . .	<b>2</b>	
<b>3</b>	Minimum tax credit net operating loss deduction (see instructions) . . . . .	<b>3</b>	(  )
<b>4</b>	Combine lines 1, 2, and 3. If zero or less, enter -0- here and on line 15 and go to Part II. If more than \$752,800 and you were married filing separately for 2021, see instructions . . . . .	<b>4</b>	
<b>5</b>	Enter: \$114,600 if married filing jointly or qualifying widow(er) for 2021; \$73,600 if single or head of household for 2021; or \$57,300 if married filing separately for 2021. Estates and trusts, enter \$25,700	<b>5</b>	
<b>6</b>	Enter: \$1,047,200 if married filing jointly or qualifying widow(er) for 2021; \$523,600 if single, head of household, or married filing separately for 2021. Estates and trusts, enter \$85,650 . . . . .	<b>6</b>	
<b>7</b>	Subtract line 6 from line 4. If zero or less, enter -0- here and on line 8 and go to line 9 . . . . .	<b>7</b>	
<b>8</b>	Multiply line 7 by 25% (0.25). . . . .	<b>8</b>	
<b>9</b>	Subtract line 8 from line 5. If zero or less, enter -0- . . . . .	<b>9</b>	
<b>10</b>	Subtract line 9 from line 4. If zero or less, enter -0- here and on line 15 and go to Part II. Form 1040-NR filers, see instructions. . . . .	<b>10</b>	
<b>11</b>	<ul style="list-style-type: none"> <li>• If <b>for 2021</b> you filed Form 2555, see instructions for the amount to enter.</li> <li>• If <b>for 2021</b> you reported capital gain distributions directly on Form 1040, 1040-SR, or 1040-NR, line 7; you reported qualified dividends on Form 1040, 1040-SR, or 1040-NR, line 3a (Form 1041, line 2b(2)); <b>or</b> you had a gain on both lines 15 and 16 of Schedule D (Form 1040) (lines 18a and 19, column (2), of Schedule D (Form 1041)), complete Part III of Form 8801 and enter the amount from line 55 here.</li> <li>• <b>All others:</b> If line 10 is \$199,900 or less (\$99,950 or less if married filing separately for 2021), multiply line 10 by 26% (0.26). Otherwise, multiply line 10 by 28% (0.28) and subtract \$3,998 (\$1,999 if married filing separately for 2021) from the result.</li> </ul>	<b>11</b>	Pt. III indicator 
<b>12</b>	Minimum tax foreign tax credit on exclusion items (see instructions) . . . . .	<b>12</b>	
<b>13</b>	Tentative minimum tax on exclusion items. Subtract line 12 from line 11 . . . . .	<b>13</b>	
<b>14</b>	Enter the amount from your 2021 Form 6251, line 10, or 2021 Form 1041, Schedule I, line 53 . . . . .	<b>14</b>	
<b>15</b>	<b>Net minimum tax on exclusion items.</b> Subtract line 14 from line 13. If zero or less, enter -0- . . . . .	<b>15</b>	

For Paperwork Reduction Act Notice, see instructions.

Cat. No. 10002S

Form **8801** (2022)

<b>Part II Minimum Tax Credit and Carryforward to 2023</b>			
<b>16</b>	Enter the amount from your 2021 Form 6251, line 11, or 2021 Form 1041, Schedule I, line 54 . . . . .	<b>16</b>	
<b>17</b>	Enter the amount from line 15 . . . . .	<b>17</b>	
<b>18</b>	Subtract line 17 from line 16. If less than zero, enter as a negative amount . . . . .	<b>18</b>	
<b>19</b>	<b>2021 credit carryforward.</b> Enter the amount from your 2021 Form 8801, line 26 . . . . .	<b>19</b>	
<b>20</b>	Enter your 2021 unallowed qualified electric vehicle credit (see instructions) . . . . .	<b>20</b>	
<b>21</b>	Combine lines 18 through 20. If zero or less, stop here and see the instructions . . . . .	<b>21</b>	
<b>22</b>	Enter your 2022 regular income tax liability minus allowable credits (see instructions) . . . . .	<b>22</b>	
<b>23</b>	Enter the amount from your 2022 Form 6251, line 9, or 2022 Form 1041, Schedule I, line 52. . . . .	<b>23</b>	
<b>24</b>	Subtract line 23 from line 22. If zero or less, enter -0- . . . . .	<b>24</b>	
<b>25</b>	<b>Minimum tax credit.</b> Enter the <b>smaller</b> of line 21 or line 24. Also enter this amount on your 2022 Schedule 3 (Form 1040), line 6b; or Form 1041, Schedule G, line 2c. . . . .	<b>25</b>	
<b>26</b>	<b>Credit carryforward to 2023.</b> Subtract line 25 from line 21. Keep a record of this amount because you may use it in future years . . . . .	<b>26</b>	

**Part III Tax Computation Using Maximum Capital Gains Rates**

Complete Part III only if you are required to do so by line 11 or by the Foreign Earned Income Tax Worksheet in the instructions.

<b>Caution:</b> If you didn't complete the 2021 Qualified Dividends and Capital Gain Tax Worksheet, the 2021 Schedule D Tax Worksheet, or Part V of the 2021 Schedule D (Form 1041), see the instructions before completing this part.*		
<b>27</b>	Enter the amount from Form 8801, line 10. If you filed Form 2555 for 2021, enter the amount from line 3 of the Foreign Earned Income Tax Worksheet in the instructions . . . . .	<b>27</b>
<b>Caution:</b> If for <b>2021</b> you filed Form 1041 or 2555, see the instructions before completing lines 28, 29, and 30.		
<b>28</b>	Enter the amount from line 4 of your 2021 Qualified Dividends and Capital Gain Tax Worksheet, the amount from line 13 of your 2021 Schedule D Tax Worksheet, or the amount from line 26 of the 2021 Schedule D (Form 1041), whichever applies (as refigured for the AMT, if necessary)* . . . . .	<b>28</b>
<b>If you figured your 2021 tax using the 2021 Qualified Dividends and Capital Gain Tax Worksheet, skip line 29 and enter the amount from line 28 on line 30. Otherwise, go to line 29.</b>		
<b>29</b>	Enter the amount from line 19 of your 2021 Schedule D (Form 1040), or line 18b, column (2), of the 2021 Schedule D (Form 1041) . . . . .	<b>29</b>
<b>30</b>	Add lines 28 and 29, and enter the <b>smaller</b> of that result or the amount from line 10 of your 2021 Schedule D Tax Worksheet . . . . .	<b>30</b>
<b>31</b>	Enter the <b>smaller</b> of line 27 or line 30 . . . . .	<b>31</b>
<b>32</b>	Subtract line 31 from line 27 . . . . .	<b>32</b>
<b>33</b>	If line 32 is \$199,900 or less (\$99,950 or less if married filing separately for 2021), multiply line 32 by 26% (0.26). Otherwise, multiply line 32 by 28% (0.28) and subtract \$3,998 (\$1,999 if married filing separately for 2021) from the result . . . . .	<b>33</b>
<b>34</b>	Enter: <ul style="list-style-type: none"> <li>• \$80,800 if married filing jointly or qualifying widow(er) for 2021,</li> <li>• \$40,400 if single or married filing separately for 2021,</li> <li>• \$54,100 if head of household for 2021, or</li> <li>• \$2,700 for an estate or trust.</li> </ul>	<b>34</b>
<b>35</b>	Enter the amount from line 5 of your 2021 Qualified Dividends and Capital Gain Tax Worksheet, the amount from line 14 of your 2021 Schedule D Tax Worksheet, or the amount from line 27 of the 2021 Schedule D (Form 1041), whichever applies. If you didn't complete either worksheet or Part V of the 2021 Schedule D (Form 1041), enter the amount from your 2021 Form 1040, 1040-SR, or 1040-NR, line 15, or 2021 Form 1041, line 23, whichever applies; if zero or less, enter -0- . . . . .	<b>35</b>
<b>36</b>	Subtract line 35 from line 34. If zero or less, enter -0- . . . . .	<b>36</b>
<b>37</b>	Enter the <b>smaller</b> of line 27 or line 28 . . . . .	<b>37</b>
<b>38</b>	Enter the <b>smaller</b> of line 36 or line 37 . . . . .	<b>38</b>
<b>39</b>	Subtract line 38 from line 37 . . . . .	<b>39</b>
<b>40</b>	Enter: <ul style="list-style-type: none"> <li>• \$445,850 if single for 2021,</li> <li>• \$250,800 if married filing separately for 2021,</li> <li>• \$501,600 if married filing jointly or qualifying widow(er) for 2021,</li> <li>• \$473,750 if head of household for 2021, or</li> <li>• \$13,250 for an estate or trust.</li> </ul>	<b>40</b>
<b>41</b>	Enter the amount from line 36 . . . . .	<b>41</b>
<b>42</b>	Form 1040, 1040-SR, or 1040-NR filers, enter the amount from line 5 of your 2021 Qualified Dividends and Capital Gain Tax Worksheet or the amount from line 21 of your 2021 Schedule D Tax Worksheet, whichever applies. If you didn't complete either worksheet, see instructions. Form 1041 filers, enter the amount from line 27 of your 2021 Schedule D (Form 1041) or line 18 of your 2021 Schedule D Tax Worksheet, whichever applies. If you didn't complete either the worksheet or Part V of the 2021 Schedule D (Form 1041), enter the amount from your 2021 Form 1041, line 23; if zero or less, enter -0-	<b>42</b>

\* The 2021 Qualified Dividends and Capital Gain Tax Worksheet is in the 2021 Instructions for Form 1040. The 2021 Schedule D Tax Worksheet is in the 2021 Instructions for Schedule D (Form 1040) (or the 2021 Instructions for Schedule D (Form 1041)).

**SCHEDULE 8812  
(Form 1040)**

**Credits for Qualifying Children  
and Other Dependents**

OMB No. 1545-0074

**2022**

Department of the Treasury  
Internal Revenue Service

Attach to Form 1040, 1040-SR, or 1040-NR.  
Go to [www.irs.gov/Schedule8812](http://www.irs.gov/Schedule8812) for instructions and the latest information.

Attachment  
Sequence No. **47**

Name(s) shown on return

Your social security number

**Part I Child Tax Credit and Credit for Other Dependents**

<b>1</b>	Enter the amount from line 11 of your Form 1040, 1040-SR, or 1040-NR . . . . .		<b>1</b>	
<b>2a</b>	Enter income from Puerto Rico that you excluded . . . . .	<b>2a</b>		
<b>b</b>	Enter the amounts from lines 45 and 50 of your Form 2555 . . . . .	<b>2b</b>		
<b>c</b>	Enter the amount from line 15 of your Form 4563 . . . . .	<b>2c</b>		
<b>d</b>	Add lines 2a through 2c . . . . .	<b>2d</b>		
<b>3</b>	Add lines 1 and 2d . . . . .	<b>3</b>		
<b>4</b>	Number of qualifying children under age 17 with the required social security number	<b>4</b>		
<b>5</b>	Multiply line 4 by \$2,000 . . . . .	<b>5</b>		
<b>6</b>	Number of other dependents, including any qualifying children who are not under age 17 or who do not have the required social security number . . . . .	<b>6</b>		
	<b>Caution:</b> Do not include yourself, your spouse, or anyone who is not a U.S. citizen, U.S. national, or U.S. resident alien. Also, do not include anyone you included on line 4.			
<b>7</b>	Multiply line 6 by \$500 . . . . .	<b>7</b>		
<b>8</b>	Add lines 5 and 7 . . . . .	<b>8</b>		
<b>9</b>	Enter the amount shown below for your filing status. • Married filing jointly—\$400,000 } • All other filing statuses—\$200,000 }	<b>9</b>		
<b>10</b>	Subtract line 9 from line 3. • If zero or less, enter -0-. • If more than zero and not a multiple of \$1,000, enter the next multiple of \$1,000. For example, if the result is \$425, enter \$1,000; if the result is \$1,025, enter \$2,000, etc. }	<b>10</b>		
<b>11</b>	Multiply line 10 by 5% (0.05) . . . . .	<b>11</b>		
<b>12</b>	Is the amount on line 8 more than the amount on line 11? . . . . .	<b>12</b>		
	<input type="checkbox"/> <b>No. STOP.</b> You cannot take the child tax credit, credit for other dependents, or additional child tax credit. Skip Parts II-A and II-B. Enter -0- on lines 14 and 27.			
	<input type="checkbox"/> <b>Yes.</b> Subtract line 11 from line 8. Enter the result.			
<b>13</b>	Enter the amount from the <b>Credit Limit Worksheet A</b> . . . . .	<b>13</b>		
<b>14</b>	Enter the smaller of line 12 or 13. <b>This is your child tax credit and credit for other dependents</b> . . . . .	<b>14</b>		

**Enter this amount on Form 1040, 1040-SR, or 1040-NR, line 19.**

If the amount on line 12 is more than the amount on line 14, you may be able to take the **additional child tax credit** on Form 1040, 1040-SR, or 1040-NR, line 28. Complete your Form 1040, 1040-SR, or 1040-NR through line 27 (also complete Schedule 3, line 11) before completing Part II-A.

**Part II-A Additional Child Tax Credit for All Filers**

**Caution:** If you file Form 2555, you cannot claim the additional child tax credit.

<b>15</b>	Check this box if you <b>do not</b> want to claim the additional child tax credit. Skip Parts II-A and II-B. Enter -0- on line 27 . . . . .				
<b>16a</b>	Subtract line 14 from line 12. If zero, <b>stop here</b> ; you cannot take the additional child tax credit. Skip Parts II-A and II-B. Enter -0- on line 27 . . . . .			<b>16a</b>	
<b>b</b>	Number of qualifying children under 17 with the required social security number: _____ x \$1,500. Enter the result. If zero, <b>stop here</b> ; you cannot claim the additional child tax credit. Skip Parts II-A and II-B. Enter -0- on line 27 . . . . .			<b>16b</b>	
<b>TIP:</b> The number of children you use for this line is the same as the number of children you used for line 4.					
<b>17</b>	Enter the <b>smaller</b> of line 16a or line 16b . . . . .			<b>17</b>	
<b>18a</b>	Earned income (see instructions) . . . . .	<b>18a</b>			
<b>b</b>	Nontaxable combat pay (see instructions) . . . . .	<b>18b</b>			
<b>19</b>	Is the amount on line 18a more than \$2,500? <input type="checkbox"/> <b>No.</b> Leave line 19 blank and enter -0- on line 20. <input type="checkbox"/> <b>Yes.</b> Subtract \$2,500 from the amount on line 18a. Enter the result . . . . .			<b>19</b>	
<b>20</b>	Multiply the amount on line 19 by 15% (0.15) and enter the result . . . . . <b>Next.</b> On line 16b, is the amount \$4,500 or more? <input type="checkbox"/> <b>No.</b> If you are a bona fide resident of Puerto Rico, go to line 21. Otherwise, skip Part II-B and enter the <b>smaller</b> of line 17 or line 20 on line 27. <input type="checkbox"/> <b>Yes.</b> If line 20 is equal to or more than line 17, skip Part II-B and enter the amount from line 17 on line 27. Otherwise, go to line 21.			<b>20</b>	

**Part II-B Certain Filers Who Have Three or More Qualifying Children and Bona Fide Residents of Puerto Rico**

<b>21</b>	Withheld social security, Medicare, and Additional Medicare taxes from Form(s) W-2, boxes 4 and 6. If married filing jointly, include your spouse's amounts with yours. If your employer withheld or you paid Additional Medicare Tax or tier 1 RRTA taxes, see instructions . . . . .			<b>21</b>	
<b>22</b>	Enter the total of the amounts from Schedule 1 (Form 1040), line 15; Schedule 2 (Form 1040), line 5; Schedule 2 (Form 1040), line 6; and Schedule 2 (Form 1040), line 13 . . . . .			<b>22</b>	
<b>23</b>	Add lines 21 and 22 . . . . .			<b>23</b>	
<b>24</b>	<b>1040 and</b> <b>1040-SR filers:</b> Enter the total of the amounts from Form 1040 or 1040-SR, line 27, and Schedule 3 (Form 1040), line 11. <b>1040-NR filers:</b> Enter the amount from Schedule 3 (Form 1040), line 11. }			<b>24</b>	
<b>25</b>	Subtract line 24 from line 23. If zero or less, enter -0- . . . . .			<b>25</b>	
<b>26</b>	Enter the <b>larger</b> of line 20 or line 25 . . . . . <b>Next,</b> enter the <b>smaller</b> of line 17 or line 26 on line 27.			<b>26</b>	

**Part II-C Additional Child Tax Credit**

<b>27</b>	This is your additional child tax credit. Enter this amount on Form 1040, 1040-SR, or 1040-NR, line 28 . . . . .			<b>27</b>	
-----------	--	--	--	-----------	--



**SCHEDULE 8812  
(Form 1040)**

**Credits for Qualifying Children  
and Other Dependents**

OMB No. 1545-0074

**2022**

Department of the Treasury  
Internal Revenue Service

Attach to Form 1040, 1040-SR, or 1040-NR.  
Go to [www.irs.gov/Schedule8812](http://www.irs.gov/Schedule8812) for instructions and the latest information.

Attachment  
Sequence No. **47**

Name(s) shown on return

Your social security number

**Part I Child Tax Credit and Credit for Other Dependents**

<b>1</b>	Enter the amount from line 11 of your Form 1040, 1040-SR, or 1040-NR . . . . .		<b>1</b>	
<b>2a</b>	Enter income from Puerto Rico that you excluded . . . . .	<b>2a</b>		
<b>b</b>	Enter the amounts from lines 45 and 50 of your Form 2555 . . . . .	<b>2b</b>		
<b>c</b>	Enter the amount from line 15 of your Form 4563 . . . . .	<b>2c</b>		
<b>d</b>	Add lines 2a through 2c . . . . .	<b>2d</b>		
<b>3</b>	Add lines 1 and 2d . . . . .	<b>3</b>		
<b>4</b>	Number of qualifying children under age 17 with the required social security number	<b>4</b>		
<b>5</b>	Multiply line 4 by \$2,000 . . . . .	<b>5</b>		
<b>6</b>	Number of other dependents, including any qualifying children who are not under age 17 or who do not have the required social security number . . . . .	<b>6</b>		
	<b>Caution:</b> Do not include yourself, your spouse, or anyone who is not a U.S. citizen, U.S. national, or U.S. resident alien. Also, do not include anyone you included on line 4.			
<b>7</b>	Multiply line 6 by \$500 . . . . .	<b>7</b>		
<b>8</b>	Add lines 5 and 7 . . . . .	<b>8</b>		
<b>9</b>	Enter the amount shown below for your filing status. <ul style="list-style-type: none"> <li>• Married filing jointly—\$400,000</li> <li>• All other filing statuses—\$200,000</li> </ul>	<b>9</b>		
<b>10</b>	Subtract line 9 from line 3. <ul style="list-style-type: none"> <li>• If zero or less, enter -0-.</li> <li>• If more than zero and not a multiple of \$1,000, enter the next multiple of \$1,000. For example, if the result is \$425, enter \$1,000; if the result is \$1,025, enter \$2,000, etc.</li> </ul>	<b>10</b>		
<b>11</b>	Multiply line 10 by 5% (0.05) . . . . .	<b>11</b>		
<b>12</b>	Is the amount on line 8 more than the amount on line 11? . . . . .	<b>12</b>		
	<input type="checkbox"/> <b>No. STOP.</b> You cannot take the child tax credit, credit for other dependents, or additional child tax credit. Skip Parts II-A and II-B. Enter -0- on lines 14 and 27.			
	<input type="checkbox"/> <b>Yes.</b> Subtract line 11 from line 8. Enter the result.			
<b>13</b>	Enter the amount from the <b>Credit Limit Worksheet A</b> . . . . .	<b>13</b>		
<b>14</b>	Enter the smaller of line 12 or 13. <b>This is your child tax credit and credit for other dependents</b> . . . . .	<b>14</b>		

**Enter this amount on Form 1040, 1040-SR, or 1040-NR, line 19.**

If the amount on line 12 is more than the amount on line 14, you may be able to take the **additional child tax credit** on Form 1040, 1040-SR, or 1040-NR, line 28. Complete your Form 1040, 1040-SR, or 1040-NR through line 27 (also complete Schedule 3, line 11) before completing Part II-A.

**Parents' Election To Report  
Child's Interest and Dividends**  
Attach to parents' Form 1040, 1040-SR, or 1040-NR.  
Go to [www.irs.gov/Form8814](http://www.irs.gov/Form8814) for the latest information.

Name(s) shown on your return	Your social security number
------------------------------	-----------------------------

**Caution:** The federal income tax on your child's income, including qualified dividends and capital gain distributions, may be less if you file a separate tax return for the child instead of making this election. This is because you cannot take certain tax benefits that your child could take on his or her own return. For details, see *Tax benefits you cannot take* in the instructions.

A Child's name (first, initial, and last)	B Child's social security number
---	----------------------------------

C If more than one Form 8814 is attached, check here  if additional form, net income  if additional form, tax

**Part I Child's Interest and Dividends To Report on Your Return**

1a Enter your child's <b>taxable</b> interest. If this amount is different from the amounts shown on the child's Forms 1099-INT and 1099-OID, see the instructions . . . . .				1a	
b Enter your child's <b>tax-exempt</b> interest. <b>Do not</b> include this amount on line 1a . . . . .	1b	<input type="checkbox"/>			
2a Enter your child's ordinary dividends, including any Alaska Permanent Fund dividends. If your child received any ordinary dividends as a nominee, see the instructions . . . . .				2a	<input type="checkbox"/>
b Enter your child's qualified dividends included on line 2a. See the instructions . . . . .	2b	<input type="checkbox"/>			
3 Enter your child's capital gain distributions. If your child received any capital gain distributions as a nominee, see the instructions . . . . .				3	<input type="checkbox"/>
4 Add lines 1a, 2a, and 3. If the total is \$2,300 or less, skip lines 5 through 12 and go to line 13. If the total is \$11,500 or more, <b>do not</b> file this form. Your child <b>must</b> file his or her own return to report the income . . . . .				4	<input type="checkbox"/>
5 Base amount. Enter 2,300 . . . . .				5	
6 Subtract line 5 from line 4 . . . . .				6	<input type="checkbox"/>
<b>If both lines 2b and 3 are zero or blank, skip lines 7 through 10, enter -0- on line 11, and go to line 12. Otherwise, go to line 7.</b>					
7 Divide line 2b by line 4. Enter the result as a decimal (rounded to at least three places) . . . . .	7	<input type="checkbox"/>			
8 Divide line 3 by line 4. Enter the result as a decimal (rounded to at least three places) . . . . .	8	<input type="checkbox"/>			
9 Multiply line 6 by line 7. Enter the result here. See the instructions for where to report this amount on your return . . . . .	9	<input type="checkbox"/>			
10 Multiply line 6 by line 8. Enter the result here. See the instructions for where to report this amount on your return . . . . .	10	<input type="checkbox"/>			
11 Add lines 9 and 10 . . . . .				11	<input type="checkbox"/>
12 Subtract line 11 from line 6. Include this amount in the total on Schedule 1 (Form 1040), line 8z. In the space next to that line, enter "Form 8814" and show the amount. If you checked the box on line C above, see the instructions. Go to line 13 below . . . . .				12	<input type="checkbox"/>

**Part II Tax on the First \$2,300 of Child's Interest and Dividends**

13 Amount not taxed. Enter \$1,150 . . . . .				13	
14 Subtract line 13 from line 4. If the result is zero or less, enter -0- . . . . .				14	<input type="checkbox"/>
15 <b>Tax.</b> Is the amount on line 14 less than \$1,150? <input type="checkbox"/> <b>No.</b> Enter \$115 here and see the <b>Note</b> below. <input type="checkbox"/> <b>Yes.</b> Multiply line 14 by 10% (0.10). Enter the result here and see the <b>Note</b> below. } . . . . .				15	<input type="checkbox"/>

**Note:** If you checked the box on line C above, see the instructions. Otherwise, include the amount from line 15 in the tax you enter on Form 1040, 1040-SR, or 1040-NR, line 16. Be sure to check box 1 on Form 1040, 1040-SR, or 1040-NR, line 16.

**Like-Kind Exchanges**  
 (and section 1043 conflict-of-interest sales)  
 Attach to your tax return.

Go to [www.irs.gov/Form8824](http://www.irs.gov/Form8824) for instructions and the latest information.

Name(s) shown on tax return

Identifying number

**Part I Information on the Like-Kind Exchange**

**Note:** Only real property should be described on lines 1 and 2. If the property described on line 1 or line 2 is real property located outside the United States, indicate the country.

- 1 Description of like-kind property given up:  
 -----  
 -----
- 2 Description of like-kind property received:  
 -----  
 -----
- |   |   |   |            |
|---|---|---|------------|
| 3 | Date like-kind property given up was originally acquired (month, day, year) . . . . .   | 3 | MM/DD/YYYY |
| 4 | Date you actually transferred your property to the other party (month, day, year) . . . . .   | 4 | MM/DD/YYYY |
| 5 | Date like-kind property you received was identified by written notice to another party (month, day, year). See instructions for 45-day written identification requirement . . . . . | 5 | MM/DD/YYYY |
| 6 | Date you actually received the like-kind property from other party (month, day, year). See instructions   | 6 | MM/DD/YYYY |
- 7 Was the exchange of the property given up or received made with a related party, either directly or indirectly (such as through an intermediary)? See instructions. If "Yes," complete Part II. If "No," go to Part III . . .  Yes  No

**Note:** Do not file this form if a related party sold property into the exchange, directly or indirectly (such as through an intermediary); that property became your replacement property; and none of the exceptions on line 11 applies to the exchange. Instead, report the disposition of the property as if the exchange had been a sale. If one of the exceptions on line 11 applies to the exchange, complete Part II.

**Part II Related Party Exchange Information**

8	Name of related party	Relationship to you	Related party's identifying number
---	-----------------------	---------------------	------------------------------------

Address (no., street, and apt., room, or suite no.; city or town; state; and ZIP code)

- 9 During this tax year (and before the date that is 2 years after the last transfer of property that was part of the exchange), did the related party sell or dispose of any part of the like-kind property received from you (or an intermediary) in the exchange? . . . . .  Yes  No
- 10 During this tax year (and before the date that is 2 years after the last transfer of property that was part of the exchange), did you sell or dispose of any part of the like-kind property you received? . . . . .  Yes  No

*If both lines 9 and 10 are "No" and this is the year of the exchange, go to Part III. If both lines 9 and 10 are "No" and this is **not** the year of the exchange, stop here. If either line 9 or line 10 is "Yes," complete Part III and report on this year's tax return the deferred gain or (loss) from line 24 **unless** one of the exceptions on line 11 applies.*

- 11 If one of the exceptions below applies to the disposition, check the applicable box.
- a  The disposition was after the death of either of the related parties.
- b  The disposition was an involuntary conversion, and the threat of conversion occurred after the exchange.
- c  You can establish to the satisfaction of the IRS that neither the exchange nor the disposition had tax avoidance as one of its principal purposes. If this box is checked, attach an explanation. See instructions.

Name(s) shown on tax return. Do not enter name and social security number if shown on other side.

Your social security number

**Part III Realized Gain or (Loss), Recognized Gain, and Basis of Like-Kind Property Received**

**Caution:** If you transferred and received (a) more than one group of like-kind properties, or (b) cash or other (not like-kind) property, see **Reporting of multi-asset exchanges** in the instructions.

**Note:** Complete lines 12 through 14 **only** if you gave up property that was not like-kind. Otherwise, go to line 15.

12	Fair market value (FMV) of other property given up. See instructions . . . . .	12		
13	Adjusted basis of other property given up . . . . .	13		
14	Gain or (loss) recognized on other property given up. Subtract line 13 from line 12. Report the gain or (loss) in the same manner as if the exchange had been a sale . . . . .	14		
<b>Caution:</b> If the property given up was used previously or partly as a home, see <b>Property used as home</b> in the instructions.				
15	Cash received, FMV of other property received, plus net liabilities assumed by other party, reduced (but not below zero) by any exchange expenses you incurred. See instructions . . . . .	15		
16	FMV of like-kind property you received . . . . .	16		
17	Add lines 15 and 16 . . . . .	17		
18	Adjusted basis of like-kind property you gave up, net amounts paid to other party, plus any exchange expenses <b>not</b> used on line 15. See instructions . . . . .	18		
19	<b>Realized gain or (loss).</b> Subtract line 18 from line 17 . . . . .	19		
20	Enter the smaller of line 15 or line 19, but not less than zero . . . . .	20		
21	Ordinary income under recapture rules. Enter here and on Form 4797, line 16. See instructions . . . . .	21		
22	Subtract line 21 from line 20. If zero or less, enter -0-. If more than zero, enter here and on Schedule D or Form 4797, unless the installment method applies. See instructions . . . . .	22		
23	<b>Recognized gain.</b> Add lines 21 and 22 . . . . .	23		
24	Deferred gain or (loss). Subtract line 23 from line 19. If a related party exchange, see instructions . . . . .	24		
25	<b>Basis of like-kind property received.</b> Subtract line 15 from the sum of lines 18 and 23. See instructions . . . . .	25		

**Part IV Deferral of Gain From Section 1043 Conflict-of-Interest Sales**

**Note:** This part is to be used **only** by officers or employees of the executive branch of the federal government or judicial officers of the federal government (including certain spouses, minor or dependent children, and trustees as described in section 1043) for reporting nonrecognition of gain under section 1043 on the sale of property to comply with the conflict-of-interest requirements. This part can be used **only** if the cost of the replacement property is more than the basis of the divested property.

26	Enter the number from the upper right corner of your certificate of divestiture. ( <b>Do not</b> attach a copy of your certificate. Keep the certificate with your records.) . . . . .			
27	Description of divested property .....			
28	Description of replacement property .....			
29	Date divested property was sold (month, day, year) . . . . .	29		MM/DD/YYYY
30	Sales price of divested property. See instructions . . . . .	30		
31	Basis of divested property . . . . .	31		
32	<b>Realized gain.</b> Subtract line 31 from line 30 . . . . .	32		
33	Cost of replacement property purchased within 60 days after date of sale . . . . .	33		
34	Subtract line 33 from line 30. If zero or less, enter -0- . . . . .	34		
35	Ordinary income under recapture rules. Enter here and on Form 4797, line 10. See instructions . . . . .	35		
36	Subtract line 35 from line 34. If zero or less, enter -0-. If more than zero, enter here and on Schedule D or Form 4797. See instructions . . . . .	36		
37	<b>Deferred gain.</b> Subtract the sum of lines 35 and 36 from line 32 . . . . .	37		
38	<b>Basis of replacement property.</b> Subtract line 37 from line 33 . . . . .	38		

**Expenses for Business Use of Your Home**  
 File only with Schedule C (Form 1040). Use a separate Form 8829 for each home you used  
 for business during the year.  
 Go to [www.irs.gov/Form8829](http://www.irs.gov/Form8829) for instructions and the latest information.

Name(s) of proprietor(s)	Your social security number
--------------------------	-----------------------------

**Part I Part of Your Home Used for Business**

1 Area used regularly and exclusively for business, regularly for daycare, or for storage of inventory or product samples (see instructions)		1			
2 Total area of home		2			
3 Divide line 1 by line 2. Enter the result as a percentage		3			%
<b>For daycare facilities not used exclusively for business, go to line 4. All others, go to line 7.</b>					
4 Multiply days used for daycare during year by hours used per day	4		hr.		
5 If you started or stopped using your home for daycare during the year, see instructions; otherwise, enter 8,760	5		hr.		
6 Divide line 4 by line 5. Enter the result as a decimal amount	6				
7 Business percentage. For daycare facilities not used exclusively for business, multiply line 6 by line 3 (enter the result as a percentage). All others, enter the amount from line 3		7			%

**Part II Figure Your Allowable Deduction**

8 Enter the amount from Schedule C, line 29, <b>plus</b> any gain derived from the business use of your home, <b>minus</b> any loss from the trade or business not derived from the business use of your home. See instructions.		8			
<b>See instructions for columns (a) and (b) before completing lines 9-22.</b>					
			(a) Direct expenses	(b) Indirect expenses	
9 Casualty losses (see instructions)	9				
10 Deductible mortgage interest (see instructions)	10				
11 Real estate taxes (see instructions)	11				
12 Add lines 9, 10, and 11	12				
13 Multiply line 12, column (b), by line 7			13		
14 Add line 12, column (a), and line 13		14			
15 Subtract line 14 from line 8. If zero or less, enter -0-		15			
16 Excess mortgage interest (see instructions)	16				
17 Excess real estate taxes (see instructions)	17				
18 Insurance	18				
19 Rent	19				
20 Repairs and maintenance	20				
21 Utilities	21				
22 Other expenses (see instructions)	22				
23 Add lines 16 through 22	23				
24 Multiply line 23, column (b), by line 7			24		
25 Carryover of prior year operating expenses (see instructions)			25		
26 Add line 23, column (a), line 24, and line 25		26			
27 Allowable operating expenses. Enter the <b>smaller</b> of line 15 or line 26		27			
28 Limit on excess casualty losses and depreciation. Subtract line 27 from line 15		28			
29 Excess casualty losses (see instructions)	29				
30 Depreciation of your home from line 42 below	30				
31 Carryover of prior year excess casualty losses and depreciation (see instructions)	31				
32 Add lines 29 through 31		32			
33 Allowable excess casualty losses and depreciation. Enter the <b>smaller</b> of line 28 or line 32		33			
34 Add lines 14, 27, and 33		34			
35 Casualty loss portion, if any, from lines 14 and 33. Carry amount to <b>Form 4684</b> . See instructions		35			
36 <b>Allowable expenses for business use of your home.</b> Subtract line 35 from line 34. Enter here and on Schedule C, line 30. If your home was used for more than one business, see instructions		36			

**Part III Depreciation of Your Home**

37 Enter the <b>smaller</b> of your home's adjusted basis or its fair market value. See instructions		37			
38 Value of land included on line 37		38			
39 Basis of building. Subtract line 38 from line 37		39			
40 Business basis of building. Multiply line 39 by line 7		40			
41 Depreciation percentage (see instructions)		41			%
42 Depreciation allowable (see instructions). Multiply line 40 by line 41. Enter here and on line 30 above		42			

**Part IV Carryover of Unallowed Expenses to 2023**

43 Operating expenses. Subtract line 27 from line 26. If less than zero, enter -0-		43			
44 Excess casualty losses and depreciation. Subtract line 33 from line 32. If less than zero, enter -0-		44			

## Qualified Electric Vehicle Credit

▶ **Attach to your tax return.**  
 ▶ **Go to [www.irs.gov/Form8834](http://www.irs.gov/Form8834) for the latest information.**

OMB No. 1545-1374

Attachment  
 Sequence No. **111**

Name(s) shown on return	Identifying number
-------------------------	--------------------

**Caution:** This form only applies to qualified electric vehicle passive activity credits from prior years (allowed on Form 8582-CR or Form 8810 for the current year). The qualified electric vehicle credit was available for certain vehicles placed in service before 2007.

<b>1</b> Qualified electric vehicle passive activity credits allowed for your current tax year (see instructions).		<b>1</b>		█
<b>2</b> Regular tax before credits:		<b>2</b>		
<ul style="list-style-type: none"> <li>• Individuals. Enter the sum of the amounts from Form 1040, 1040-SR, or 1040-NR, line 16, and Schedule 2 (Form 1040), line 2.</li> <li>• Corporations. Enter the amount from Form 1120, Schedule J, line 2; or the applicable line of your return.</li> <li>• Estates and trusts. Enter the sum of the amounts from Form 1041, Schedule G, lines 1a and 1b, plus any Form 8978 amount included on line 1d; or the amount from the applicable line of your return.</li> </ul>	}			
<b>3</b> Credits that reduce regular tax before the qualified electric vehicle credit:				
<b>a</b> Foreign tax credit	<b>3a</b>			
<b>b</b> Certain allowable credits (see instructions)	<b>3b</b>		█	
<b>c</b> Add lines 3a and 3b	<b>3c</b>			█
<b>4</b> Net regular tax. Subtract line 3c from line 2. If zero or less, enter -0- here and on line 7		<b>4</b>		█
<b>5</b> Tentative minimum tax:				
<ul style="list-style-type: none"> <li>• Individuals. Enter the amount from Form 6251, line 9.</li> <li>• Corporations. Enter -0-.</li> <li>• Estates and trusts. Enter the amount from Schedule I (Form 1041), line 52.</li> </ul>	}			
<b>6</b> Subtract line 5 from line 4. If zero or less, enter -0- here and on line 7		<b>6</b>		█
<b>7</b> <b>Qualified electric vehicle credit.</b> Enter the <b>smaller</b> of line 1 or line 6. Report this amount on Schedule 3 (Form 1040), line 6i; Form 1120, Schedule J, line 5b; or the appropriate line of your return. If line 6 is smaller than line 1, see instructions ▶		<b>7</b>		█

**Qualified Adoption Expenses**

Department of the Treasury  
Internal Revenue Service

Attach to Form 1040, 1040-SR, or 1040-NR.  
Go to [www.irs.gov/Form8839](http://www.irs.gov/Form8839) for instructions and the latest information.

Name(s) shown on return

Your social security number

**Part I Information About Your Eligible Child or Children—You must complete this part.**  
See instructions for details, including what to do if you need more space.

1	(a) Child's name First Last		(b) Child's year of birth	Check if child was—			(f) Child's identifying number	(g) Check if adoption became final in 2022 or earlier
				(c) born before 2005 and disabled	(d) a child with special needs	(e) a foreign child		
Child 1								
Child 2								
Child 3								

**Caution:** If the child was a foreign child, see **Special rules** in the instructions for line 1, column (e), before you complete Part II or Part III. If you received **employer-provided adoption benefits**, complete Part III on the back next.

**Part II Adoption Credit**

	Child 1	Child 2	Child 3	
2 Maximum adoption credit per child. Enter \$14,890 (see instructions)				2
3 Did you file Form 8839 for a prior year for the same child? <input type="checkbox"/> <b>No.</b> Enter -0-. <input type="checkbox"/> <b>Yes.</b> See instructions for the amount to enter.				3
4 Subtract line 3 from line 2				4
5 <b>Qualified adoption expenses</b> (see instructions) <b>Caution:</b> Your qualified adoption expenses may not be equal to the adoption expenses you paid in 2022.				5
6 Enter the <b>smaller</b> of line 4 or line 5				6
7 Enter modified adjusted gross income (see instructions)				7
8 Is line 7 more than \$223,410? <input type="checkbox"/> <b>No.</b> Skip lines 8 and 9, and enter -0- on line 10. <input type="checkbox"/> <b>Yes.</b> Subtract \$223,410 from line 7				8
9 Divide line 8 by \$40,000. Enter the result as a decimal (rounded to at least three places). Do not enter more than 1.000				9
10 Multiply each amount on line 6 by line 9				10
11 Subtract line 10 from line 6				11
12 Add the amounts on line 11				12
13 Credit carryforward, if any, from prior years. See your Adoption Credit Carryforward Worksheet in the 2021 Form 8839 instructions				13
14 Add lines 12 and 13				14
15 Enter the amount from line 5 of the Credit Limit Worksheet in the instructions				15
16 <b>Adoption Credit.</b> Enter the smaller of line 14 or line 15 here and on Schedule 3 (Form 1040), line 6c. If line 15 is smaller than line 14, you may have a credit carryforward (see instructions)				16

For Paperwork Reduction Act Notice, see your tax return instructions.

Cat. No. 22843L

Form **8839** (2022)



**Part III Employer-Provided Adoption Benefits**

	Child 1	Child 2	Child 3		
<b>17</b> Maximum exclusion per child. Enter \$14,890 (see instructions) . . . . .	<b>17</b>				
<b>18</b> Did you receive employer-provided adoption benefits for a prior year for the same child? <input type="checkbox"/> <b>No.</b> Enter -0-. <input type="checkbox"/> <b>Yes.</b> See instructions for the amount to enter. } . . . . .	<b>18</b>				
<b>19</b> Subtract line 18 from line 17 . . . . .	<b>19</b>				
<b>20</b> Employer-provided adoption benefits you received in 2022. This amount should be shown in box 12 of your 2022 Form(s) W-2 with code <b>T</b> . . . . .	<b>20</b>				
<b>21</b> Add the amounts on line 20 . . . . .				<b>21</b>	
<b>22</b> Enter the <b>smaller</b> of line 19 or line 20. But if the child was a child with special needs and the adoption became final in 2022, enter the amount from line 19 . . . . .	<b>22</b>				
<b>23</b> Enter modified adjusted gross income (from the worksheet in the instructions) . . . . .	<b>23</b>				
<b>24</b> Is line 23 more than \$223,410? <input type="checkbox"/> <b>No.</b> Skip lines 24 and 25, and enter -0- on line 26. <input type="checkbox"/> <b>Yes.</b> Subtract \$223,410 from line 23 . . . . .	<b>24</b>				
<b>25</b> Divide line 24 by \$40,000. Enter the result as a decimal (rounded to at least three places). Do not enter more than 1.000 . . . . .			<b>25</b>	x	
<b>26</b> Multiply each amount on line 22 by line 25 . . . . .	<b>26</b>				
<b>27 Excluded benefits.</b> Subtract line 26 from line 22 . . . . .	<b>27</b>				
<b>28</b> Add the amounts on line 27 . . . . .				<b>28</b>	
<b>29 Taxable benefits.</b> Is line 28 more than line 21? <input type="checkbox"/> <b>No.</b> Subtract line 28 from line 21. Also, include this amount, if more than zero, on line 1f of Form 1040, 1040-SR, or 1040-NR. <input type="checkbox"/> <b>Yes.</b> Subtract line 21 from line 28. Enter the result as a negative number. Also, enter the result on line 1f of Form 1040, 1040-SR, or 1040-NR. } . . . . .				<b>29</b>	



You may be able to claim the adoption credit in Part II on the front of this form if any of the following apply.

- You paid adoption expenses in 2021, those expenses were not fully reimbursed by your employer or otherwise, and the adoption was not final by the end of 2021.
- The total adoption expenses you paid in 2022 were not fully reimbursed by your employer or otherwise, and the adoption became final in 2022 or earlier.
- You adopted a child with special needs and the adoption became final in 2022.

**Credit for Employer Social Security and Medicare Taxes  
 Paid on Certain Employee Tips**

OMB No. 1545-0123

**2022**  
 Attachment  
 Sequence No. **846**

Attach to your tax return.

Go to [www.irs.gov/Form8846](http://www.irs.gov/Form8846) for the latest information.

Name(s) shown on return	Identifying number
-------------------------	--------------------

**Note:** Claim this credit **only** for employer social security and Medicare taxes paid by a food or beverage employer where tipping is customary for providing food or beverages. See the instructions for line 1.

1 Tips received by employees for services on which you paid or incurred employer social security and Medicare taxes during the tax year (see instructions) . . . . .	<b>1</b>	■
2 Tips not subject to the credit provisions (see instructions) . . . . .	<b>2</b>	■
3 Creditable tips. Subtract line 2 from line 1 . . . . .	<b>3</b>	■
4 Multiply line 3 by 7.65% (0.0765). If you had any tipped employees whose wages (including tips) exceeded \$147,000, see instructions and check here . . . . . <b>SSTIPCAP</b> . ■	<b>4</b>	■
5 Credit for employer social security and Medicare taxes paid on certain employee tips from partnerships and S corporations . . . . .	<b>5</b>	■
6 Add lines 4 and 5. Partnerships and S corporations, report this amount on Schedule K. All others, report this amount on Form 3800, Part III, line 4f . . . . .	<b>6</b>	■

**Archer MSAs and  
 Long-Term Care Insurance Contracts**  
 Go to [www.irs.gov/Form8853](http://www.irs.gov/Form8853) for instructions and the latest information.  
 Attach to Form 1040, 1040-SR, or 1040-NR.

Name(s) shown on return \_\_\_\_\_ Social security number of MSA account holder. If both spouses have MSAs, see instructions \_\_\_\_\_

**Section A. Archer MSAs.** If you have only a Medicare Advantage MSA, skip Section A and complete Section B.

**Part I Archer MSA Contributions and Deductions.** See instructions before completing this part. If you are filing jointly and both you and your spouse have high deductible health plans with self-only coverage, complete a separate Part I for each spouse.

<b>1</b>	Total employer contributions to your Archer MSA(s) for 2022 . . . . .	<b>1</b>	
<b>2</b>	Archer MSA contributions you made for 2022, including those made in 2023 by the unextended due date of your return that were for 2022. Don't include rollovers. See instructions . . . . .	<b>2</b>	
<b>3</b>	Limitation from the Line 3 Limitation Chart and Worksheet in the instructions . . . . .	<b>3</b>	
<b>4</b>	Compensation (see instructions) from the employer maintaining the high deductible health plan. (If self-employed, enter your earned income from the trade or business under which the high deductible health plan was established.) . . . . .	<b>4</b>	
<b>5</b>	<b>Archer MSA deduction.</b> Enter the <b>smallest</b> of line 2, 3, or 4 here. Also include this amount on Schedule 1 (Form 1040), line 23 . . . . .	<b>5</b>	
<b>Caution:</b> If line 2 is more than line 5, you may have to pay an additional tax. See instructions.			

**Part II Archer MSA Distributions**

<b>6a</b>	Total distributions you and your spouse received in 2022 from all Archer MSAs (see instructions) . . . . .	<b>6a</b>	
<b>b</b>	Distributions included on line 6a that you rolled over to another Archer MSA or a health savings account. Also include any excess contributions (and the earnings on those excess contributions) included on line 6a that were withdrawn by the unextended due date of your return. See instructions . . . . .	<b>6b</b>	
<b>c</b>	Subtract line 6b from line 6a . . . . .	<b>6c</b>	
<b>7</b>	Unreimbursed qualified medical expenses (see instructions) . . . . .	<b>7</b>	
<b>8</b>	<b>Taxable Archer MSA distributions.</b> Subtract line 7 from line 6c. If zero or less, enter -0-. Also include this amount in the total on Schedule 1 (Form 1040), line 8e . . . . .	<b>8</b>	
<b>9a</b>	If any of the distributions included on line 8 meet any of the <b>Exceptions to the Additional 20% Tax</b> (see instructions), check here . . . . .		
<b>b</b>	<b>Additional 20% tax</b> (see instructions). Enter 20% (0.20) of the distributions included on line 8 that are subject to the additional 20% tax. Also include this amount in the total on Schedule 2 (Form 1040), line 17e . . . . .	<b>9b</b>	

**Section B. Medicare Advantage MSA Distributions.** If you are filing jointly and both you and your spouse received distributions in 2022 from a Medicare Advantage MSA, complete a separate Section B for each spouse. See instructions.

<b>10</b>	Total distributions you received in 2022 from all Medicare Advantage MSAs (see instructions) . . . . .	<b>10</b>	
<b>11</b>	Unreimbursed qualified medical expenses (see instructions) . . . . .	<b>11</b>	
<b>12</b>	<b>Taxable Medicare Advantage MSA distributions.</b> Subtract line 11 from line 10. If zero or less, enter -0-. Also include this amount in the total on Schedule 1 (Form 1040), line 8e . . . . .	<b>12</b>	
<b>13a</b>	If any of the distributions included on line 12 meet any of the <b>Exceptions to the Additional 50% Tax</b> (see instructions), check here . . . . .		
<b>b</b>	<b>Additional 50% tax.</b> Enter 50% (0.50) of the distributions included on line 12 that are subject to the additional 50% tax. See instructions for the amount to enter if you had a Medicare Advantage MSA at the end of 2021. Also include this amount in the total on Schedule 2 (Form 1040), line 17f . . . . .	<b>13b</b>	

Name of policyholder (as shown on return)

Social security number of policyholder

**Section C. Long-Term Care (LTC) Insurance Contracts.** See *Filing Requirements for Section C* in the instructions before completing this section.

If more than one Section C is attached, check here

<b>14a</b>	Name of insured .....	<b>b</b>	Social security number of insured .....
<b>15</b>	In 2022, did anyone other than you receive payments on a per diem or other periodic basis under a qualified LTC insurance contract covering the insured or receive accelerated death benefits under a life insurance policy covering the insured? . . . . .	<input type="checkbox"/>	Yes <input type="checkbox"/>
<b>16</b>	Was the insured a terminally ill individual? . . . . .	<input type="checkbox"/>	Yes <input type="checkbox"/>
<b>Note:</b> If "Yes" and the <b>only</b> payments you received in 2022 were accelerated death benefits that were paid to you because the insured was terminally ill, skip lines 17 through 25 and enter -0- on line 26.			
<b>17</b>	Gross LTC payments received on a per diem or other periodic basis. Enter the total of the amounts from box 1 of all Forms 1099-LTC you received with respect to the insured on which the "Per diem" box in box 3 is checked . . . . .	<b>17</b>	<input type="text" value=""/>
<b>Caution: Don't</b> use lines 18 through 26 to figure the taxable amount of benefits paid under an LTC insurance contract that isn't a <b>qualified</b> LTC insurance contract. Instead, if the benefits aren't excludable from your income (for example, if the benefits aren't paid for personal injuries or sickness through accident or health insurance), report the amount not excludable as income on Schedule 1 (Form 1040), line 8e, or, for taxpayers filing Form 1040-NR, on Schedule NEC (Form 1040-NR), line 12.			
<b>18</b>	Enter the part of the amount on line 17 that is from <b>qualified</b> LTC insurance contracts . . . . .	<b>18</b>	<input type="text" value=""/>
<b>19</b>	Accelerated death benefits received on a per diem or other periodic basis. Don't include any amounts you received because the insured was terminally ill. See instructions . . . . .	<b>19</b>	<input type="text" value=""/>
<b>20</b>	Add lines 18 and 19 . . . . .	<b>20</b>	<input type="text" value=""/>
<b>Note:</b> If you checked "Yes" on line 15 above, see <b>Multiple Payees</b> in the instructions before completing lines 21 through 25.			
<b>21</b>	Multiply \$390 by the number of days in the LTC period . . . . .	<b>21</b>	<input type="text" value=""/>
<b>22</b>	Costs incurred for qualified LTC services provided for the insured during the LTC period (see instructions) . . . . .	<b>22</b>	<input type="text" value=""/>
<b>23</b>	Enter the <b>larger</b> of line 21 or line 22 . . . . .	<b>23</b>	<input type="text" value=""/>
<b>24</b>	Reimbursements for qualified LTC services provided for the insured during the LTC period . . . . .	<b>24</b>	<input type="text" value=""/>
<b>Caution:</b> If you received any reimbursements from LTC contracts issued before August 1, 1996, see instructions.			
<b>25</b>	Per diem limitation. Subtract line 24 from line 23 . . . . .	<b>25</b>	<input type="text" value=""/>
<b>26</b>	<b>Taxable payments.</b> Subtract line 25 from line 20. If zero or less, enter -0-. Also include this amount in the total on Schedule 1 (Form 1040), line 8e, or, for taxpayers filing Form 1040-NR, on Form 1040-NR, Schedule NEC, line 12. For taxpayers filing Form 1040-NR, on Schedule NEC (Form 1040-NR), line 12, enter "LTC" and the amount . . . . .	<b>26</b>	<input type="text" value=""/>

**Education Credits**  
**(American Opportunity and Lifetime Learning Credits)**

Department of the Treasury  
Internal Revenue Service

Attach to Form 1040 or 1040-SR.  
Go to [www.irs.gov/Form8863](http://www.irs.gov/Form8863) for instructions and the latest information.

**2022**  
Attachment  
Sequence No. **50**

Name(s) shown on return

Your social security number



*Complete a separate Part III on page 2 for each student for whom you're claiming either credit before you complete Parts I and II.*

**Part I Refundable American Opportunity Credit**

<b>1</b>	After completing Part III for each student, enter the total of all amounts from all Parts III, line 30 . . . . .	<b>1</b>	
<b>2</b>	Enter: \$180,000 if married filing jointly; \$90,000 if single, head of household, or qualifying surviving spouse . . . . .	<b>2</b>	
<b>3</b>	Enter the amount from Form 1040 or 1040-SR, line 11. But if you're filing Form 2555 or 4563, or you're excluding income from Puerto Rico, see Pub. 970 for the amount to enter instead . . . . .	<b>3</b>	
<b>4</b>	Subtract line 3 from line 2. If zero or less, <b>stop</b> ; you can't take any education credit . . . . .	<b>4</b>	
<b>5</b>	Enter: \$20,000 if married filing jointly; \$10,000 if single, head of household, or qualifying surviving spouse . . . . .	<b>5</b>	
<b>6</b>	If line 4 is: • Equal to or more than line 5, enter 1.000 on line 6 . . . . . • Less than line 5, divide line 4 by line 5. Enter the result as a decimal (rounded to at least three places) . . . . .	<b>6</b>	
<b>7</b>	Multiply line 1 by line 6. <b>Caution:</b> If you were under age 24 at the end of the year <b>and</b> meet the conditions described in the instructions, you <b>can't</b> take the refundable American opportunity credit; skip line 8, enter the amount from line 7 on line 9, and check this box <input checked="" type="checkbox"/> . . . . .	<b>7</b>	
<b>8</b>	<b>Refundable American opportunity credit.</b> Multiply line 7 by 40% (0.40). Enter the amount here and on Form 1040 or 1040-SR, line 29. Then go to line 9 below. . . . .	<b>8</b>	

**Part II Nonrefundable Education Credits**

<b>9</b>	Subtract line 8 from line 7. Enter here and on line 2 of the Credit Limit Worksheet (see instructions) . . . . .	<b>9</b>	
<b>10</b>	After completing Part III for each student, enter the total of all amounts from all Parts III, line 31. If zero, skip lines 11 through 17, enter -0- on line 18, and go to line 19 . . . . .	<b>10</b>	
<b>11</b>	Enter the smaller of line 10 or \$10,000 . . . . .	<b>11</b>	
<b>12</b>	Multiply line 11 by 20% (0.20) . . . . .	<b>12</b>	
<b>13</b>	Enter: \$180,000 if married filing jointly; \$90,000 if single, head of household, or qualifying surviving spouse . . . . .	<b>13</b>	
<b>14</b>	Enter the amount from Form 1040 or 1040-SR, line 11. But if you're filing Form 2555 or 4563, or you're excluding income from Puerto Rico, see Pub. 970 for the amount to enter instead . . . . .	<b>14</b>	
<b>15</b>	Subtract line 14 from line 13. If zero or less, skip lines 16 and 17, enter -0- on line 18, and go to line 19 . . . . .	<b>15</b>	
<b>16</b>	Enter: \$20,000 if married filing jointly; \$10,000 if single, head of household, or qualifying surviving spouse . . . . .	<b>16</b>	
<b>17</b>	If line 15 is: • Equal to or more than line 16, enter 1.000 on line 17 and go to line 18 . . . . . • Less than line 16, divide line 15 by line 16. Enter the result as a decimal (rounded to at least three places) . . . . .	<b>17</b>	
<b>18</b>	Multiply line 12 by line 17. Enter here and on line 1 of the Credit Limit Worksheet (see instructions) . . . . .	<b>18</b>	
<b>19</b>	<b>Nonrefundable education credits.</b> Enter the amount from line 7 of the Credit Limit Worksheet (see instructions) here and on Schedule 3 (Form 1040), line 3 . . . . .	<b>19</b>	

For Paperwork Reduction Act Notice, see your tax return instructions.

Cat. No. 25379M

Form **8863** (2022)

Name(s) shown on return

Your social security number



**Complete Part III for each student for whom you're claiming either the American opportunity credit or lifetime learning credit. Use additional copies of page 2 as needed for each student.**

**Part III Student and Educational Institution Information.** See instructions.

<p><b>20</b> Student name (as shown on page 1 of your tax return)</p>	<p><b>21</b> Student social security number (as shown on page 1 of your tax return)</p> <p style="text-align: center;">■ ■ ■ ■ ■ ■ ■ ■ ■ ■</p>		
<p><b>22</b> Educational institution information (see instructions)</p> <table border="1" style="width:100%; border-collapse: collapse;"> <tr> <td style="width:50%; vertical-align: top;"> <p><b>a.</b> Name of first educational institution</p> <p><b>(1)</b> Address. Number and street (or P.O. box). City, town or post office, state, and ZIP code. If a foreign address, see instructions.</p> <p><b>(2)</b> Did the student receive Form 1098-T from this institution for 2022? <input checked="" type="checkbox"/> Yes <input type="checkbox"/> No</p> <p><b>(3)</b> Did the student receive Form 1098-T from this institution for 2021 with box 7 checked? <input checked="" type="checkbox"/> Yes <input type="checkbox"/> No</p> <p><b>(4)</b> Enter the institution's employer identification number (EIN) if you're claiming the American opportunity credit or if you checked "Yes" in (2) or (3). You can get the EIN from Form 1098-T or from the institution.</p> <p>■ - - - - -</p> </td> <td style="width:50%; vertical-align: top;"> <p><b>b.</b> Name of second educational institution (if any)</p> <p><b>(1)</b> Address. Number and street (or P.O. box). City, town or post office, state, and ZIP code. If a foreign address, see instructions.</p> <p><b>(2)</b> Did the student receive Form 1098-T from this institution for 2022? <input checked="" type="checkbox"/> Yes <input type="checkbox"/> No</p> <p><b>(3)</b> Did the student receive Form 1098-T from this institution for 2021 with box 7 checked? <input checked="" type="checkbox"/> Yes <input type="checkbox"/> No</p> <p><b>(4)</b> Enter the institution's employer identification number (EIN) if you're claiming the American opportunity credit or if you checked "Yes" in (2) or (3). You can get the EIN from Form 1098-T or from the institution.</p> <p>■ - - - - -</p> </td> </tr> </table>		<p><b>a.</b> Name of first educational institution</p> <p><b>(1)</b> Address. Number and street (or P.O. box). City, town or post office, state, and ZIP code. If a foreign address, see instructions.</p> <p><b>(2)</b> Did the student receive Form 1098-T from this institution for 2022? <input checked="" type="checkbox"/> Yes <input type="checkbox"/> No</p> <p><b>(3)</b> Did the student receive Form 1098-T from this institution for 2021 with box 7 checked? <input checked="" type="checkbox"/> Yes <input type="checkbox"/> No</p> <p><b>(4)</b> Enter the institution's employer identification number (EIN) if you're claiming the American opportunity credit or if you checked "Yes" in (2) or (3). You can get the EIN from Form 1098-T or from the institution.</p> <p>■ - - - - -</p>	<p><b>b.</b> Name of second educational institution (if any)</p> <p><b>(1)</b> Address. Number and street (or P.O. box). City, town or post office, state, and ZIP code. If a foreign address, see instructions.</p> <p><b>(2)</b> Did the student receive Form 1098-T from this institution for 2022? <input checked="" type="checkbox"/> Yes <input type="checkbox"/> No</p> <p><b>(3)</b> Did the student receive Form 1098-T from this institution for 2021 with box 7 checked? <input checked="" type="checkbox"/> Yes <input type="checkbox"/> No</p> <p><b>(4)</b> Enter the institution's employer identification number (EIN) if you're claiming the American opportunity credit or if you checked "Yes" in (2) or (3). You can get the EIN from Form 1098-T or from the institution.</p> <p>■ - - - - -</p>
<p><b>a.</b> Name of first educational institution</p> <p><b>(1)</b> Address. Number and street (or P.O. box). City, town or post office, state, and ZIP code. If a foreign address, see instructions.</p> <p><b>(2)</b> Did the student receive Form 1098-T from this institution for 2022? <input checked="" type="checkbox"/> Yes <input type="checkbox"/> No</p> <p><b>(3)</b> Did the student receive Form 1098-T from this institution for 2021 with box 7 checked? <input checked="" type="checkbox"/> Yes <input type="checkbox"/> No</p> <p><b>(4)</b> Enter the institution's employer identification number (EIN) if you're claiming the American opportunity credit or if you checked "Yes" in (2) or (3). You can get the EIN from Form 1098-T or from the institution.</p> <p>■ - - - - -</p>	<p><b>b.</b> Name of second educational institution (if any)</p> <p><b>(1)</b> Address. Number and street (or P.O. box). City, town or post office, state, and ZIP code. If a foreign address, see instructions.</p> <p><b>(2)</b> Did the student receive Form 1098-T from this institution for 2022? <input checked="" type="checkbox"/> Yes <input type="checkbox"/> No</p> <p><b>(3)</b> Did the student receive Form 1098-T from this institution for 2021 with box 7 checked? <input checked="" type="checkbox"/> Yes <input type="checkbox"/> No</p> <p><b>(4)</b> Enter the institution's employer identification number (EIN) if you're claiming the American opportunity credit or if you checked "Yes" in (2) or (3). You can get the EIN from Form 1098-T or from the institution.</p> <p>■ - - - - -</p>		
<p><b>23</b> Has the American opportunity credit been claimed for this student for any 4 prior tax years?</p> <p><input type="checkbox"/> Yes — <b>Stop!</b> Go to line 31 for this student. <input checked="" type="checkbox"/> No — Go to line 24.</p>			
<p><b>24</b> Was the student enrolled at least half-time for at least one academic period that began or is treated as having begun in 2022 at an eligible educational institution in a program leading towards a postsecondary degree, certificate, or other recognized postsecondary educational credential? See instructions.</p> <p><input type="checkbox"/> Yes — Go to line 25. <input checked="" type="checkbox"/> No — <b>Stop!</b> Go to line 31 for this student.</p>			
<p><b>25</b> Did the student complete the first 4 years of postsecondary education before 2022? See instructions.</p> <p><input type="checkbox"/> Yes — <b>Stop!</b> Go to line 31 for this student. <input checked="" type="checkbox"/> No — Go to line 26.</p>			
<p><b>26</b> Was the student convicted, before the end of 2022, of a felony for possession or distribution of a controlled substance?</p> <p><input type="checkbox"/> Yes — <b>Stop!</b> Go to line 31 for this student. <input checked="" type="checkbox"/> No — Complete lines 27 through 30 for this student.</p>			



**You can't take the American opportunity credit and the lifetime learning credit for the same student in the same year. If you complete lines 27 through 30 for this student, don't complete line 31.**

**American Opportunity Credit**

<b>27</b> Adjusted qualified education expenses (see instructions). <b>Don't enter more than \$4,000</b> . . . . .	<b>27</b>	■
<b>28</b> Subtract \$2,000 from line 27. If zero or less, enter -0- . . . . .	<b>28</b>	
<b>29</b> Multiply line 28 by 25% (0.25) . . . . .	<b>29</b>	
<b>30</b> If line 28 is zero, enter the amount from line 27. Otherwise, add \$2,000 to the amount on line 29 and enter the result. Skip line 31. Include the total of all amounts from all Parts III, line 30, on Part I, line 1 . . . . .	<b>30</b>	■
<b>Lifetime Learning Credit</b>		
<b>31</b> Adjusted qualified education expenses (see instructions). Include the total of all amounts from all Parts III, line 31, on Part II, line 10 . . . . .	<b>31</b>	■

**Paid Preparer's Due Diligence Checklist**  
*Earned Income Credit (EIC), American Opportunity Tax Credit (AOTC),  
 Child Tax Credit (CTC) (including the Additional Child Tax Credit (ACTC) and  
 Credit for Other Dependents (ODC)), and Head of Household (HOH) Filing Status*  
**To be completed by preparer and filed with Form 1040, 1040-SR, 1040-NR, 1040-PR, or 1040-SS.**  
**Go to [www.irs.gov/Form8867](http://www.irs.gov/Form8867) for instructions and the latest information.**

OMB No. 1545-0074

For tax year  
 20 \_\_\_\_\_

Attachment  
 Sequence No. **70**

Taxpayer name(s) shown on return	Taxpayer identification number
Preparer's name	Preparer tax identification number

**Part I Due Diligence Requirements**

Please check the appropriate box for the credit(s) and/or HOH filing status claimed on the return and complete the related Parts I-V for the benefit(s) claimed (check all that apply). ■ EIC ■ CTC/ACTC/ODC ■ AOTC ■ HOH

	Yes	No	N/A
<b>1</b> Did you complete the return based on information for the applicable tax year provided by the taxpayer or reasonably obtained by you? (See instructions if relying on prior year earned income.) . . . . .	<input type="checkbox"/>	<input type="checkbox"/>	
<b>2</b> If credits are claimed on the return, did you complete the applicable EIC and/or CTC/ACTC/ODC worksheets found in the Form 1040, 1040-SR, 1040-NR, 1040-PR, 1040-SS, or Schedule 8812 (Form 1040) instructions, and/or the AOTC worksheet found in the Form 8863 instructions, or your own worksheet(s) that provides the same information, and all related forms and schedules for each credit claimed? . . . . .	<input type="checkbox"/>	<input type="checkbox"/>	<input type="checkbox"/>
<b>3</b> Did you satisfy the knowledge requirement? To meet the knowledge requirement, you must do both of the following. <ul style="list-style-type: none"> <li>• Interview the taxpayer, ask questions, and contemporaneously document the taxpayer's responses to determine that the taxpayer is eligible to claim the credit(s) and/or HOH filing status.</li> <li>• Review information to determine that the taxpayer is eligible to claim the credit(s) and/or HOH filing status and to figure the amount(s) of any credit(s) . . . . .</li> </ul>	<input type="checkbox"/>	<input type="checkbox"/>	
<b>4</b> Did any information provided by the taxpayer or a third party for use in preparing the return, or information reasonably known to you, appear to be incorrect, incomplete, or inconsistent? (If "Yes," answer questions 4a and 4b. If "No," go to question 5.) . . . . .	<input type="checkbox"/>	<input type="checkbox"/>	
<b>a</b> Did you make reasonable inquiries to determine the correct, complete, and consistent information? . . . . .	<input type="checkbox"/>	<input type="checkbox"/>	
<b>b</b> Did you contemporaneously document your inquiries? (Documentation should include the questions you asked, whom you asked, when you asked, the information that was provided, and the impact the information had on your preparation of the return.) . . . . .	<input type="checkbox"/>	<input type="checkbox"/>	
<b>5</b> Did you satisfy the record retention requirement? To meet the record retention requirement, you must keep a copy of your documentation referenced in question 4b, a copy of this Form 8867, a copy of any applicable worksheet(s), a record of how, when, and from whom the information used to prepare Form 8867 and any applicable worksheet(s) was obtained, and a copy of any document(s) provided by the taxpayer that you relied on to determine eligibility for the credit(s) and/or HOH filing status or to figure the amount(s) of the credit(s) . . . . . List those documents provided by the taxpayer, if any, that you relied on: _____ _____ _____	<input type="checkbox"/>	<input type="checkbox"/>	
<b>6</b> Did you ask the taxpayer whether he/she could provide documentation to substantiate eligibility for the credit(s) and/or HOH filing status and the amount(s) of any credit(s) claimed on the return if his/her return is selected for audit? . . . . .	<input type="checkbox"/>	<input type="checkbox"/>	
<b>7</b> Did you ask the taxpayer if any of these credits were disallowed or reduced in a previous year? . . . . . <b>(If credits were disallowed or reduced, go to question 7a; if not, go to question 8.)</b>	<input type="checkbox"/>	<input type="checkbox"/>	<input type="checkbox"/>
<b>a</b> Did you complete the required recertification Form 8862? . . . . .	<input type="checkbox"/>	<input type="checkbox"/>	<input type="checkbox"/>
<b>8</b> If the taxpayer is reporting self-employment income, did you ask questions to prepare a complete and correct Schedule C (Form 1040)? . . . . .	<input type="checkbox"/>	<input type="checkbox"/>	<input type="checkbox"/>



**Part II Due Diligence Questions for Returns Claiming EIC** (If the return does not claim EIC, go to Part III.)

	Yes	No	N/A
<b>9a</b> Have you determined that the taxpayer is eligible to claim the EIC for the number of qualifying children claimed, or is eligible to claim the EIC without a qualifying child? <b>(If the taxpayer is claiming the EIC and does not have a qualifying child, go to question 10.)</b> . . . . .	<input type="checkbox"/>	<input type="checkbox"/>	
<b>b</b> Did you ask the taxpayer if the child lived with the taxpayer for over half of the year, even if the taxpayer has supported the child the entire year? . . . . .	<input type="checkbox"/>	<input type="checkbox"/>	
<b>c</b> Did you explain to the taxpayer the rules about claiming the EIC when a child is the qualifying child of more than one person (tiebreaker rules)? . . . . .	<input type="checkbox"/>	<input type="checkbox"/>	<input type="checkbox"/>

**Part III Due Diligence Questions for Returns Claiming CTC/ACTC/ODC** (If the return does not claim CTC, ACTC, or ODC, go to Part IV.)

	Yes	No	N/A
<b>10</b> Have you determined that each qualifying person for the CTC/ACTC/ODC is the taxpayer's dependent who is a citizen, national, or resident of the United States? . . . . .	<input type="checkbox"/>	<input type="checkbox"/>	
<b>11</b> Did you explain to the taxpayer that he/she may not claim the CTC/ACTC if the child has not lived with the taxpayer for over half of the year, even if the taxpayer has supported the child, unless the child's custodial parent has released a claim to exemption for the child? . . . . .	<input type="checkbox"/>	<input type="checkbox"/>	<input type="checkbox"/>
<b>12</b> Did you explain to the taxpayer the rules about claiming the CTC/ACTC/ODC for a child of divorced or separated parents (or parents who live apart), including any requirement to attach a Form 8332 or similar statement to the return? . . . . .	<input type="checkbox"/>	<input type="checkbox"/>	<input type="checkbox"/>

**Part IV Due Diligence Questions for Returns Claiming AOTC** (If the return does not claim AOTC, go to Part V.)

	Yes	No
<b>13</b> Did the taxpayer provide substantiation for the credit, such as a Form 1098-T and/or receipts for the qualified tuition and related expenses for the claimed AOTC? . . . . .	<input type="checkbox"/>	<input type="checkbox"/>

**Part V Due Diligence Questions for Claiming HOH** (If the return does not claim HOH filing status, go to Part VI.)

	Yes	No
<b>14</b> Have you determined that the taxpayer was unmarried or considered unmarried on the last day of the tax year and provided more than half of the cost of keeping up a home for the year for a qualifying person? . . . . .	<input type="checkbox"/>	<input type="checkbox"/>

**Part VI Eligibility Certification**

**You will have complied with all due diligence requirements for claiming the applicable credit(s) and/or HOH filing status on the return of the taxpayer identified above if you:**

- A. Interview the taxpayer, ask adequate questions, contemporaneously document the taxpayer's responses on the return or in your notes, review adequate information to determine if the taxpayer is eligible to claim the credit(s) and/or HOH filing status and to figure the amount(s) of the credit(s);
- B. Complete this Form 8867 truthfully and accurately and complete the actions described in this checklist for any applicable credit(s) claimed and HOH filing status, if claimed;
- C. Submit Form 8867 in the manner required; **and**
- D. Keep all five of the following records for 3 years from the latest of the dates specified in the Form 8867 instructions under *Document Retention*.
  - 1. A copy of this Form 8867.
  - 2. The applicable worksheet(s) or your own worksheet(s) for any credit(s) claimed.
  - 3. Copies of any documents provided by the taxpayer on which you relied to determine the taxpayer's eligibility for the credit(s) and/or HOH filing status and to figure the amount(s) of the credit(s).
  - 4. A record of how, when, and from whom the information used to prepare this form and the applicable worksheet(s) was obtained.
  - 5. A record of any additional information you relied upon, including questions you asked and the taxpayer's responses, to determine the taxpayer's eligibility for the credit(s) and/or HOH filing status and to figure the amount(s) of the credit(s).

**If you have not complied with all due diligence requirements, you may have to pay a penalty for each failure to comply related to a claim of an applicable credit or HOH filing status (see instructions for more information).**

	Yes	No
<b>15</b> Do you certify that all of the answers on this Form 8867 are, to the best of your knowledge, true, correct, and complete? . . . . .	<input type="checkbox"/>	<input checked="" type="checkbox"/>

Name(s) shown on return

Your social security number

You **cannot** take this credit if **either** of the following applies.



- The amount on Form 1040, 1040-SR, or 1040-NR, line 11, is more than \$34,000 (\$51,000 if head of household; \$68,000 if married filing jointly).
- The person(s) who made the qualified contribution or elective deferral (a) was born after January 1, 2005; (b) is claimed as a dependent on someone else's 2022 tax return; or (c) was a **student** (see instructions).

- Traditional and Roth IRA contributions, and ABLE account contributions by the designated beneficiary for 2022. **Do not** include rollover contributions . . . . .
- Elective deferrals to a 401(k) or other qualified employer plan, voluntary employee contributions, and 501(c)(18)(D) plan contributions for 2022 (see instructions) . . . . .
- Add lines 1 and 2 . . . . .
- Certain distributions received **after** 2019 and **before** the due date (including extensions) of your 2022 tax return (see instructions). If married filing jointly, include **both** spouses' amounts in **both** columns. See instructions for an exception . . . . .
- Subtract line 4 from line 3. If zero or less, enter -0- . . . . .
- In each column, enter the **smaller** of line 5 or \$2,000 . . . . .
- Add the amounts on line 6. If zero, **stop**; you can't take this credit . . . . .
- Enter the amount from Form 1040, 1040-SR, or 1040-NR, line 11\* . . . . .
- Enter the applicable decimal amount from the table below.

	(a) You	(b) Your spouse
1		
2		
3		
4		
5		
6		
7		

If line 8 is—		And your filing status is—		
Over—	But not over—	Married filing jointly	Head of household	Single, Married filing separately, or Qualifying surviving spouse
Enter on line 9—				
---	\$20,500	0.5	0.5	0.5
\$20,500	\$22,000	0.5	0.5	0.2
\$22,000	\$30,750	0.5	0.5	0.1
\$30,750	\$33,000	0.5	0.2	0.1
\$33,000	\$34,000	0.5	0.1	0.1
\$34,000	\$41,000	0.5	0.1	0.0
\$41,000	\$44,000	0.2	0.1	0.0
\$44,000	\$51,000	0.1	0.1	0.0
\$51,000	\$68,000	0.1	0.0	0.0
\$68,000	---	0.0	0.0	0.0

**Note:** If line 9 is zero, **stop**; you can't take this credit.

- Multiply line 7 by line 9 . . . . .
- Limitation based on tax liability. Enter the amount from the Credit Limit Worksheet in the instructions . . . . .
- Credit for qualified retirement savings contributions.** Enter the **smaller** of line 10 or line 11 here and on Schedule 3 (Form 1040), line 4 . . . . .

8	
9	
10	
11	
12	

\* See Pub. 590-A for the amount to enter if you claim any exclusion or deduction for foreign earned income, foreign housing, or income from Puerto Rico or for bona fide residents of American Samoa.

# Allocation of Refund (Including Savings Bond Purchases)

Go to [www.irs.gov/Form8888](http://www.irs.gov/Form8888) for the latest information.

Attach to your income tax return.

Name(s) shown on return

Your social security number

## Part I Direct Deposit

Complete this part if you want us to directly deposit a portion of your refund to one or more accounts.

<b>1a</b>	Amount to be deposited in first account (see instructions) . . . . .	<b>1a</b>	
<b>b</b>	Routing number <input type="text"/>	<b>c</b>	<input type="checkbox"/> Checking <input type="checkbox"/> Savings
<b>d</b>	Account number <input type="text"/>		
<b>2a</b>	Amount to be deposited in second account . . . . .	<b>2a</b>	
<b>b</b>	Routing number <input type="text"/>	<b>c</b>	<input type="checkbox"/> Checking <input type="checkbox"/> Savings
<b>d</b>	Account number <input type="text"/>		
<b>3a</b>	Amount to be deposited in third account . . . . .	<b>3a</b>	
<b>b</b>	Routing number <input type="text"/>	<b>c</b>	<input type="checkbox"/> Checking <input type="checkbox"/> Savings
<b>d</b>	Account number <input type="text"/>		

## Part II U.S. Series I Savings Bond Purchases

Complete this part if you want to buy paper bonds with a portion of your refund.



If a name is entered on line 5c or 6c below, co-ownership will be assumed unless the beneficiary box is checked. See instructions for more details.

<b>4</b>	Amount to be used for bond purchases for yourself (and your spouse, if filing jointly) . . . . .	<b>4</b>	
<b>5a</b>	Amount to be used to buy bonds for yourself, your spouse, <b>or</b> someone else . . . . .	<b>5a</b>	
<b>b</b>	Enter the owner's name (First then Last) for the bond registration <input type="text"/>		
<b>c</b>	If you would like to add a co-owner or beneficiary, enter the name here (First then Last). If beneficiary, also check here. . . . . <input type="checkbox"/>		
<b>6a</b>	Amount to be used to buy bonds for yourself, your spouse, <b>or</b> someone else . . . . .	<b>6a</b>	
<b>b</b>	Enter the owner's name (First then Last) for the bond registration <input type="text"/>		
<b>c</b>	If you would like to add a co-owner or beneficiary, enter the name here (First then Last). If beneficiary, also check here. . . . . <input type="checkbox"/>		

## Part III Paper Check

Complete this part if you want a portion of your refund to be sent to you as a check.

<b>7</b>	Amount to be refunded by check . . . . .	<b>7</b>	
----------	--	----------	--

## Part IV Total Allocation of Refund

<b>8</b>	Add lines 1a, 2a, 3a, 4, 5a, 6a, and 7. The total must equal the refund amount shown on your tax return . . . . .	<b>8</b>	
----------	---	----------	--

# Health Savings Accounts (HSAs)

Attach to Form 1040, 1040-SR, or 1040-NR.  
Go to [www.irs.gov/Form8889](http://www.irs.gov/Form8889) for instructions and the latest information.

Name(s) shown on Form 1040, 1040-SR, or 1040-NR

Social security number of HSA beneficiary.  
If both spouses have HSAs, see instructions.

**Before you begin:** Complete Form 8853, Archer MSAs and Long-Term Care Insurance Contracts, if required.

**Part I HSA Contributions and Deduction.** See the instructions before completing this part. If you are filing jointly and both you and your spouse each have separate HSAs, complete a separate Part I for each spouse.

1	Check the box to indicate your coverage under a high-deductible health plan (HDHP) during 2022. See instructions . . . . .	<input type="checkbox"/>	Self-only	<input type="checkbox"/>	Family
2	HSA contributions you made for 2022 (or those made on your behalf), including those made by the unextended due date of your tax return that were for 2022. <b>Do not</b> include employer contributions, contributions through a cafeteria plan, or rollovers. See instructions . . . . .	2			
3	If you were under age 55 at the end of 2022 and, on the first day of <b>every</b> month during 2022, you were, or were considered, an eligible individual with the <b>same</b> coverage, enter \$3,650 (\$7,300 for family coverage). <b>All others</b> , see the instructions for the amount to enter . . . . .	3			
4	Enter the amount you and your employer contributed to your Archer MSAs for 2022 from Form 8853, lines 1 and 2. If you or your spouse had family coverage under an HDHP at any time during 2022, also include any amount contributed to your spouse's Archer MSAs . . . . .	4			
5	Subtract line 4 from line 3. If zero or less, enter -0- . . . . .	5			
6	Enter the amount from line 5. But if you and your spouse each have separate HSAs and had family coverage under an HDHP at any time during 2022, see the instructions for the amount to enter . . . . .	6			
7	If you were age 55 or older at the end of 2022, married, and you or your spouse had family coverage under an HDHP at any time during 2022, enter your additional contribution amount. See instructions . . . . .	7			
8	Add lines 6 and 7 . . . . .	8			
9	Employer contributions made to your HSAs for 2022 . . . . .	9			
10	Qualified HSA funding distributions . . . . .	10			
11	Add lines 9 and 10 . . . . .	11			
12	Subtract line 11 from line 8. If zero or less, enter -0- . . . . .	12			
13	<b>HSA deduction.</b> Enter the <b>smaller</b> of line 2 or line 12 here and on Schedule 1 (Form 1040), Part II, line 13 <b>Caution:</b> If line 2 is more than line 13, you may have to pay an additional tax. See instructions.	13			

**Part II HSA Distributions.** If you are filing jointly and both you and your spouse each have separate HSAs, complete a separate Part II for each spouse.

14a	Total distributions you received in 2022 from all HSAs (see instructions) . . . . .	14a		
b	Distributions included on line 14a that you rolled over to another HSA. Also include any excess contributions (and the earnings on those excess contributions) included on line 14a that were withdrawn by the due date of your return. See instructions . . . . .	14b		
c	Subtract line 14b from line 14a . . . . .	14c		
15	Qualified medical expenses paid using HSA distributions (see instructions) . . . . .	15		
16	<b>Taxable HSA distributions.</b> Subtract line 15 from line 14c. If zero or less, enter -0-. Also, include this amount in the total on Schedule 1 (Form 1040), Part I, line 8f . . . . .	16		
17a	If any of the distributions included on line 16 meet any of the <b>Exceptions to the Additional 20% Tax</b> (see instructions), check here . . . . . <input type="checkbox"/>			
b	<b>Additional 20% tax</b> (see instructions). Enter 20% (0.20) of the distributions included on line 16 that are subject to the additional 20% tax. Also, include this amount in the total on Schedule 2 (Form 1040), Part II, line 17c . . . . .	17b		

**Part III Income and Additional Tax for Failure To Maintain HDHP Coverage.** See the instructions before completing this part. If you are filing jointly and both you and your spouse each have separate HSAs, complete a separate Part III for each spouse.

18	Last-month rule . . . . .	18		
19	Qualified HSA funding distribution . . . . .	19		
20	<b>Total income.</b> Add lines 18 and 19. Include this amount on Schedule 1 (Form 1040), Part I, line 8f . . . . .	20		
21	<b>Additional tax.</b> Multiply line 20 by 10% (0.10). Include this amount in the total on Schedule 2 (Form 1040), Part II, line 17d . . . . .	21		

For Paperwork Reduction Act Notice, see your tax return instructions.

## Domestic Production Activities Deduction

OMB No. 1545-1984

▶ **Attach to your tax return.**

▶ **Go to [www.irs.gov/Form8903](http://www.irs.gov/Form8903) for instructions and the latest information.**

Attachment  
Sequence No. **143**

Name(s) as shown on return	Identifying number	
<p><b>Note: Do not</b> complete column (a), unless you have oil-related production activities. Enter amounts for all activities in column (b), including oil-related production activities.</p>	<p><b>(a)</b> Oil-related production activities</p>	<p><b>(b)</b> All activities</p>
<b>1</b> Domestic production gross receipts (DPGR) . . . . .	<b>1</b>	<b>1</b>
<b>2</b> Allocable cost of goods sold. If you are using the small business simplified overall method, skip lines 2 and 3 . . . . .	<b>2</b>	<b>2</b>
<b>3</b> Enter deductions and losses allocable to DPGR (see instructions) . . . . .	<b>3</b>	<b>3</b>
<b>4</b> If you are using the small business simplified overall method, enter the amount of cost of goods sold and other deductions or losses you ratably apportion to DPGR. All others, skip line 4 . . . . .	<b>4</b>	<b>4</b>
<b>5</b> Add lines 2 through 4 . . . . .	<b>5</b>	<b>5</b>
<b>6</b> Subtract line 5 from line 1 . . . . .	<b>6</b>	<b>6</b>
<b>7</b> Qualified production activities income from estates, trusts, and certain partnerships and S corporations (see instructions) . . . . .	<b>7</b>	<b>7</b>
<b>8</b> Add lines 6 and 7. Estates and trusts, go to line 9. All others, skip line 9 and go to line 10 . . . . .	<b>8</b>	<b>8</b>
<b>9</b> Amount allocated to beneficiaries of the estate or trust (see instructions) . . . . .	<b>9</b>	<b>9</b>
<b>10a Oil-related qualified production activities income.</b> Estates and trusts, subtract line 9, column (a), from line 8, column (a). All others, enter amount from line 8, column (a). If zero or less, enter -0- here . . . . .	<b>10a</b>	
<b>b Qualified production activities income.</b> Estates and trusts, subtract line 9, column (b), from line 8, column (b). All others, enter amount from line 8, column (b). If zero or less, enter -0- here; skip lines 11 through 21, and enter -0- on line 22 . . . . .		<b>10b</b>
<b>11</b> Income limitation (see instructions):		
<ul style="list-style-type: none"> <li>• Individuals, estates, and trusts. Enter your adjusted gross income figured without the domestic production activities deduction . . . . .</li> <li>• All others. Enter your taxable income figured without the domestic production activities deduction (tax-exempt organizations, see instructions) . . . . .</li> </ul>	<b>11</b>	<b>11</b>
<b>12</b> Enter the smaller of line 10b or line 11. If zero or less, enter -0- here; skip lines 13 through 21, and enter -0- on line 22 . . . . .	<b>12</b>	<b>12</b>
<b>13</b> Enter 9% of line 12 . . . . .	<b>13</b>	<b>13</b>
<b>14a</b> Enter the smaller of line 10a or line 12 . . . . .	<b>14a</b>	
<b>b</b> Reduction for oil-related qualified production activities income. Multiply line 14a by 3% . . . . .	<b>14b</b>	<b>14b</b>
<b>15</b> Subtract line 14b from line 13 . . . . .	<b>15</b>	<b>15</b>
<b>16</b> Form W-2 wages (see instructions) . . . . .	<b>16</b>	<b>16</b>
<b>17</b> Form W-2 wages from estates, trusts, and certain partnerships and S corporations (see instructions) . . . . .	<b>17</b>	<b>17</b>
<b>18</b> Add lines 16 and 17. Estates and trusts, go to line 19. All others, skip line 19 and go to line 20 . . . . .	<b>18</b>	<b>18</b>
<b>19</b> Amount allocated to beneficiaries of the estate or trust (see instructions) . . . . .	<b>19</b>	<b>19</b>
<b>20</b> Estates and trusts, subtract line 19 from line 18. All others, enter amount from line 18 . . . . .	<b>20</b>	<b>20</b>
<b>21</b> Form W-2 wage limitation. Enter 50% of line 20 . . . . .	<b>21</b>	<b>21</b>
<b>22</b> Enter the smaller of line 15 or line 21. . . . .	<b>22</b>	<b>22</b>
<b>23</b> Domestic production activities deduction from cooperatives. Enter deduction from Form 1099-PATR, box 6 . . . . .	<b>23</b>	<b>23</b>
<b>24</b> Expanded affiliated group allocation (see instructions) . . . . .	<b>24</b>	<b>24</b>
<b>25</b> <b>Domestic production activities deduction.</b> Combine lines 22 through 24 and enter the result here and on the applicable line of your return (see instructions) . . . . .	<b>25</b>	<b>25</b>

For Paperwork Reduction Act Notice, see separate instructions.

Cat. No. 37712F

Form **8903** (Rev. 12-2018)

## Alternative Motor Vehicle Credit

▶ **Attach to your tax return.**

▶ **Go to [www.irs.gov/Form8910](http://www.irs.gov/Form8910) for instructions and the latest information.**

Name(s) shown on return	Identifying number
-------------------------	--------------------

**Note:**

- Use this form to claim the credit for certain alternative motor vehicles.
- Claim the credit for certain plug-in electric vehicles on Form 8936.

**Part I Tentative Credit**

Use a separate column for each vehicle. If you need more columns, use additional Forms 8910 and include the totals on lines 7 and 11.

		(a) Vehicle 1	(b) Vehicle 2
1 Year, make, and model of vehicle . . . . .	<b>1</b>	[Redacted]	[Redacted]
2 Vehicle identification number (see instructions) . . . . .	<b>2</b>	[Redacted]	[Redacted]
3 Enter date vehicle was placed in service (MM/DD/YYYY) . . . . .	<b>3</b>	[Redacted]	[Redacted]
4 <b>Tentative credit</b> (see instructions for amount to enter) . . . . .	<b>4</b>	[Redacted]	[Redacted]

**Next:** If you did NOT use your vehicle for business or investment purposes and did not have a credit from a partnership or S corporation, skip Part II and go to Part III. All others, go to Part II.

**Part II Credit for Business/Investment Use Part of Vehicle**

5 Business/investment use percentage (see instructions) . . . . .	<b>5</b>	%	%
6 Multiply line 4 by line 5 . . . . .	<b>6</b>		
7 Add columns (a) and (b) on line 6 . . . . .	<b>7</b>		[Redacted]
8 Alternative motor vehicle credit from partnerships and S corporations (see instructions) . . . . .	<b>8</b>		[Redacted]
9 <b>Business/investment use part of credit.</b> Add lines 7 and 8. Partnerships and S corporations, stop here and report this amount on Schedule K. All others, report this amount on Form 3800, Part III, line 1r . . . . .	<b>9</b>		[Redacted]

**Part III Credit for Personal Use Part of Vehicle**

10 If you skipped Part II, enter the amount from line 4. If you completed Part II, subtract line 6 from line 4 . . . . .	<b>10</b>		
11 Add columns (a) and (b) on line 10 . . . . .	<b>11</b>		[Redacted]
12 Enter the amount from Form 1040, 1040-SR, or 1040-NR, line 18 . . . . .	<b>12</b>		
13 Personal credits from Form 1040, 1040-SR, or 1040-NR (see instructions) . . . . .	<b>13</b>		[Redacted]
14 Subtract line 13 from line 12. If zero or less, enter -0- and stop here. You cannot claim the personal use part of the credit . . . . .	<b>14</b>		[Redacted]
15 <b>Personal use part of credit.</b> Enter the <b>smaller</b> of line 11 or line 14 here and on Schedule 3 (Form 1040), line 6e. If line 14 is smaller than line 11, see instructions . . . . .	<b>15</b>		[Redacted]

# Alternative Fuel Vehicle Refueling Property Credit

OMB No. 1545-0123

Attach to your tax return.

Go to [www.irs.gov/Form8911](http://www.irs.gov/Form8911) for instructions and the latest information.

Attachment  
 Sequence No. **151**

Name(s) shown on return

Identifying number

## Part I Total Cost of Refueling Property

1	Total cost of qualified alternative fuel vehicle refueling property placed in service during the tax year (see <i>What's New</i> in the instructions)	1	
---	---	---	--

## Part II Credit for Business/Investment Use Part of Refueling Property

2	Business/investment use part (see instructions)	2	
3	Section 179 expense deduction (see instructions)	3	
4a	Subtract line 3 from line 2	4a	
b	Enter any amount included on line 4a attributable to property placed in service after 2022 as part of a project subject to project requirements that were not met (see instructions)	4b	
c	Subtract line 4b from line 4a	4c	
5a	Multiply line 4b by 6% (0.06)	5a	
b	Multiply line 4c by 30% (0.30)	5b	
c	Add lines 5a and 5b	5c	
6	Maximum business/investment use part of credit (see instructions)	6	
7	Enter the <b>smaller</b> of line 5c or line 6	7	
8	Alternative fuel vehicle refueling property credit from partnerships and S corporations (see instructions)	8	
9	<b>Business/investment use part of credit.</b> Add lines 7 and 8. Partnerships and S corporations, stop here and report this amount on Schedule K. All others, report this amount on Form 3800, Part III, line 1s	9	

## Part III Credit for Personal Use Part of Refueling Property

10	Subtract line 2 from line 1. If zero, stop here; <b>do not</b> file this form unless you are claiming a credit on line 9	10	
11	Multiply line 10 by 30% (0.30)	11	
12	Maximum personal use part of credit (see instructions)	12	
13	Enter the <b>smaller</b> of line 11 or line 12	13	
14	Regular tax before credits: <ul style="list-style-type: none"> <li>Individuals. Enter the sum of the amounts from Form 1040, 1040-SR, or 1040-NR, line 16, and Schedule 2 (Form 1040), line 2.</li> <li>Other filers. Enter the regular tax before credits from your return.</li> </ul>	14	
15	Credits that reduce regular tax before the alternative fuel vehicle refueling property credit:		
a	Foreign tax credit	15a	
b	Certain allowable credits (see instructions)	15b	
c	Add lines 15a and 15b	15c	
16	Net regular tax. Subtract line 15c from line 14. If zero or less, enter -0- and stop here; <b>do not</b> file this form unless you are claiming a credit on line 9	16	
17	Tentative minimum tax (see instructions): <ul style="list-style-type: none"> <li>Individuals. Enter the amount from Form 6251, line 9.</li> <li>Other filers. Enter the tentative minimum tax from your alternative minimum tax form or schedule.</li> </ul>	17	
18	Subtract line 17 from line 16. If zero or less, stop here; <b>do not</b> file this form unless you are claiming a credit on line 9	18	
19	<b>Personal use part of credit.</b> Enter the <b>smaller</b> of line 13 or line 18 here and on Schedule 3 (Form 1040), line 6j; or the appropriate line of your return. If line 18 is smaller than line 13, see instructions	19	

For Paperwork Reduction Act Notice, see separate instructions.

Cat. No. 37721Q

Form **8911** (Rev. 1-2023)



## Tuition and Fees Deduction

OMB No. 1545-0074

▶ **Attach to Form 1040 or 1040-SR.**  
 ▶ **Go to [www.irs.gov/Form8917](http://www.irs.gov/Form8917) for the latest information.**

Attachment  
 Sequence No. **60**

Name(s) shown on return	Your social security number
-------------------------	-----------------------------



*Use this form for qualified tuition and fees paid in 2018, 2019, or 2020, and later years if legislation extends the deduction (see instructions). File a separate Form 8917 for each year after 2017 for which you qualify to take the deduction.*

**You can't take both an education credit from Form 8863 and the tuition and fees deduction from this form for the same student for the same tax year.**

- Before you begin:**
- ✓ To see if you qualify for this deduction, see *Who Can Take the Deduction* in the instructions below.
  - ✓ If you file Form 1040 or 1040-SR, figure any write-in adjustments.
    - For 2018: Figure any write-in adjustments to be entered on the dotted line next to Schedule 1 (Form 1040), line 36.
    - For 2019: Figure any write-in adjustments to be entered on the dotted line next to Schedule 1 (Form 1040 or 1040-SR), line 22.
    - For 2020 and later years: Figure any write-in adjustments for Schedule 1 (Form 1040 or 1040-SR); see the Instructions for Forms 1040 and 1040-SR.

<b>1</b> (a) Student's name (as shown on page 1 of your tax return)	<b>(b)</b> Student's social security number (as shown on page 1 of your tax return)	<b>(c)</b> Adjusted qualified expenses (see instructions)	
First name <span style="float: right;">Last name</span>			
<hr/>	<hr/>	<hr/>	<hr/>
<hr/>	<hr/>	<hr/>	<hr/>
<b>2</b> Add the amounts on line 1, column (c), and enter the total . . . . .	<b>2</b>		
<b>3</b> Enter the amount from your <b>"total income"</b> line of Form 1040 or 1040-SR . . . . .	<b>3</b>		
<b>4</b> <ul style="list-style-type: none"> <li>• For 2018: Enter the total of the amounts on your 2018 Schedule 1 (Form 1040), lines 23 through 33, plus any write-in adjustments you entered on the dotted line next to Schedule 1 (Form 1040), line 36.</li> <li>• For 2019 and 2020: Enter the total of the amounts on your 2019 Schedule 1 (Form 1040 or 1040-SR), lines 10 through 20, plus any write-in adjustments you entered on the dotted line next to Schedule 1 (Form 1040 or 1040-SR), line 22.</li> <li>• For later years: See <a href="http://www.irs.gov/Form8917">www.irs.gov/Form8917</a> to find out if the line references above for 2019 have changed . . . . .</li> </ul>	<b>4</b>		
<b>5</b> Subtract line 4 from line 3.* If the result is more than \$80,000 (\$160,000 if married filing jointly), <b>stop</b> ; you can't take the deduction for tuition and fees . . . . .	<b>5</b>		
* If you're filing Form 2555, 2555-EZ, or 4563, or you're excluding income from Puerto Rico, see <i>Effect of the Amount of Your Income on the Amount of Your Deduction</i> in Pub. 970 to figure the amount to enter on line 5.			
<b>6</b> <b>Tuition and fees deduction.</b> Is the amount on line 5 more than \$65,000 (\$130,000 if married filing jointly)?	<b>6</b>		
<input type="checkbox"/> <b>Yes.</b> Enter the smaller of line 2, or \$2,000.			
<input type="checkbox"/> <b>No.</b> Enter the smaller of line 2, or \$4,000.			

**Also enter** this amount on line 21 of the 2019 and 2020 Schedule 1 (Form 1040 or 1040-SR), or line 34 of the 2018 Schedule 1 (Form 1040). See [www.irs.gov/Form8917](http://www.irs.gov/Form8917) to find out if the line references above for 2019 have changed.

**Uncollected Social Security and Medicare Tax on Wages**  
Go to [www.irs.gov/Form8919](http://www.irs.gov/Form8919) for the latest information.  
**Attach to your tax return.**

Name of person who must file this form. If married, complete a separate Form 8919 for each spouse who must file this form.

Social security number

- Who must file.** You must file Form 8919 if **all** of the following apply.
- You performed services for a firm.
  - You believe your pay from the firm wasn't for services as an independent contractor.
  - The firm didn't withhold your share of social security and Medicare taxes from your pay.
  - One of the reasons listed below under *Reason codes* applies to you.

**Reason codes.** For each firm listed below, enter in column (c) the applicable reason code for filing this form. If none of the reason codes apply to you, but you believe you should have been treated as an employee, enter reason code G, and **file Form SS-8 on or before the date you file your tax return.**

- A** I filed Form SS-8 and received a determination letter stating that I am an employee of this firm.
- C** I received other correspondence from the IRS that states I am an employee.
- G** I filed Form SS-8 with the IRS and haven't received a reply.
- H** I received a Form W-2 and a Form 1099-MISC and/or 1099-NEC from this firm for 2022. The amount on Form 1099-MISC and/or 1099-NEC should have been included as wages on Form W-2. **(Don't file Form SS-8 if you select reason code H.)**

(a) Name of firm	(b) Firm's federal identification number (see instructions)	(c) Enter reason code from above.	(d) Date of IRS determination or correspondence (MM/DD/YYYY) (see instructions)	(e) Check if Form 1099-MISC and/or 1099-NEC was received.	(f) Total wages received with no social security or Medicare tax withholding and not reported on Form W-2
1				<input type="checkbox"/>	
2				<input type="checkbox"/>	
3				<input type="checkbox"/>	
4				<input type="checkbox"/>	
5				<input type="checkbox"/>	
<b>6</b>	<b>Total wages.</b> Combine lines 1 through 5 in column (f). Enter here and on Form 1040, 1040-SR, or 1040-NR, line 1g . . . . .			<b>6</b>	
<b>7</b>	Maximum amount of wages subject to social security tax . . . . .			<b>7</b>	147,000
<b>8</b>	Total social security wages and social security tips (total of boxes 3 and 7 on Form(s) W-2), railroad retirement (RRTA) compensation (subject to the 6.2% rate), and unreported tips subject to social security tax from Form 4137, line 10. See instructions . . . . .			<b>8</b>	
<b>9</b>	Subtract line 8 from line 7. If line 8 is more than line 7, enter -0- here and on line 10 . . . . .			<b>9</b>	
<b>10</b>	Wages subject to social security tax. Enter the smaller of line 6 or line 9 . . . . .			<b>10</b>	
<b>11</b>	Multiply line 10 by 0.062 (social security tax rate) . . . . .			<b>11</b>	
<b>12</b>	Multiply line 6 by 0.0145 (Medicare tax rate) . . . . .			<b>12</b>	
<b>13</b>	Add lines 11 and 12. Enter here. Include as tax on your annual tax return (Schedule 2 (Form 1040), line 6; Form 1040-PR, Part I, line 6; or Form 1040-SS, Part I, line 6). See the instructions there . . . . .			<b>13</b>	

**Qualified Plug-in Electric Drive Motor Vehicle Credit**  
**(Including Qualified Two-Wheeled Plug-in Electric Vehicles)**

OMB No. 1545-2137

▶ Attach to your tax return.

▶ Go to [www.irs.gov/Form8936](http://www.irs.gov/Form8936) for instructions and the latest information.

Attachment  
 Sequence No. **69**

Name(s) shown on return	Identifying number
-------------------------	--------------------

**Note:**

- Use this form to claim the credit for certain plug-in electric vehicles.
- Claim the credit for certain alternative motor vehicles on Form 8910.

**Part I Tentative Credit**

Use a separate column for each vehicle. If you need more columns, use additional Forms 8936 and include the totals on lines 12 and 19.	(a) Vehicle 1	(b) Vehicle 2
<b>1</b> Year, make, and model of vehicle . . . . .		
<b>2</b> Vehicle identification number (see instructions) . . . . .		
<b>3</b> Enter date vehicle was placed in service (MM/DD/YYYY)		
<b>4a</b> If the vehicle is a two-wheeled vehicle, enter the cost of the vehicle. If the vehicle has at least four wheels, see instructions . . . . .		
<b>b</b> Phase-out percentage (see instructions) . . . . .	%	%
<b>c</b> Tentative credit. Multiply line 4a by line 4b . . . . .		

**Next:** If you did NOT use your vehicle for business or investment purposes and did not have a credit from a partnership or S corporation, skip Part II and go to Part III. All others, go to Part II.

**Part II Credit for Business/Investment Use Part of Vehicle**

<b>5</b> Business/investment use percentage (see instructions)	<b>5</b>	%	%
<b>6</b> Multiply line 4c by line 5. If the vehicle has at least four wheels, leave lines 7 through 10 blank and go to line 11	<b>6</b>		
<b>7</b> Section 179 expense deduction (see instructions) . . . . .	<b>7</b>		
<b>8</b> Subtract line 7 from line 6 . . . . .	<b>8</b>		
<b>9</b> Multiply line 8 by 10% (0.10) . . . . .	<b>9</b>		
<b>10</b> Maximum credit per vehicle . . . . .	<b>10</b>	2,500	2,500
<b>11</b> For vehicles with four or more wheels, enter the amount from line 6. If the vehicle is a two-wheeled vehicle, enter the smaller of line 9 or line 10 . . . . .	<b>11</b>		
<b>12</b> Add columns (a) and (b) on line 11 . . . . .	<b>12</b>		
<b>13</b> Qualified plug-in electric drive motor vehicle credit from partnerships and S corporations (see instructions) . . . . .	<b>13</b>		
<b>14</b> <b>Business/investment use part of credit.</b> Add lines 12 and 13. Partnerships and S corporations, stop here and report this amount on Schedule K. All others, report this amount on Form 3800, Part III, line 1y . . . . .	<b>14</b>		

**Note:** Complete Part III to figure any credit for the personal use part of the vehicle.

**Part III Credit for Personal Use Part of Vehicle**

		(a) Vehicle 1	(b) Vehicle 2
<b>15</b>	If you skipped Part II, enter the amount from line 4c. If you completed Part II, subtract line 6 from line 4c. If the vehicle has at least four wheels, leave lines 16 and 17 blank and go to line 18 . . . . .		
<b>16</b>	Multiply line 15 by 10% (0.10) . . . . .		
<b>17</b>	Maximum credit per vehicle. If you skipped Part II, enter \$2,500. If you completed Part II, subtract line 11 from line 10 . . . . .		
<b>18</b>	For vehicles with four or more wheels, enter the amount from line 15. If the vehicle is a two-wheeled vehicle, enter the smaller of line 16 or line 17 . . . . .		
<b>19</b>	Add columns (a) and (b) on line 18 . . . . .		■
<b>20</b>	Enter the amount from Form 1040, 1040-SR, or 1040-NR, line 18 . . . . .		
<b>21</b>	Personal credits from Form 1040, 1040-SR, or 1040-NR (see instructions) . . . . .		■
<b>22</b>	Subtract line 21 from line 20. If zero or less, enter -0- and stop here. You cannot claim the personal use part of the credit . . . . .		■
<b>23</b>	<b>Personal use part of credit.</b> Enter the <b>smaller</b> of line 19 or line 22 here and on Schedule 3 (Form 1040), line 6f. If line 22 is smaller than line 19, see instructions . . . . .		■

# Statement of Specified Foreign Financial Assets

▶ Go to [www.irs.gov/Form8938](http://www.irs.gov/Form8938) for instructions and the latest information.  
 ▶ Attach to your tax return.

OMB No. 1545-2195

Attachment  
 Sequence No. 938

For calendar year 20 \_\_\_\_\_ or tax year beginning \_\_\_\_\_, 20 \_\_\_\_\_, and ending \_\_\_\_\_, 20 \_\_\_\_\_

If you have attached additional statements, check here  Number of additional statements \_\_\_\_\_

<b>1</b> Name(s) shown on return	<b>2</b> Taxpayer identification number (TIN)
<b>3</b> Type of filer	
<b>a</b> <input type="checkbox"/> Specified individual <b>b</b> <input type="checkbox"/> Partnership <b>c</b> <input type="checkbox"/> Corporation <b>d</b> <input type="checkbox"/> Trust	
<b>4</b> If you checked box 3a, skip this line 4. If you checked box 3b or 3c, enter the name and TIN of the specified individual who closely holds the partnership or corporation. If you checked box 3d, enter the name and TIN of the specified person who is a current beneficiary of the trust. (See instructions for definitions and what to do if you have more than one specified individual or specified person to list.)	
<b>a</b> Name	<b>b</b> TIN

**Part I Foreign Deposit and Custodial Accounts Summary**

<b>5</b> Number of deposit accounts (reported in Part V) . . . . . ▶	
<b>6</b> Maximum value of all deposit accounts . . . . .	\$ <span style="background-color:red; color:red;">          </span>
<b>7</b> Number of custodial accounts (reported in Part V) . . . . . ▶	
<b>8</b> Maximum value of all custodial accounts . . . . .	\$ <span style="background-color:red; color:red;">          </span>
<b>9</b> Were any foreign deposit or custodial accounts closed during the tax year? . . . . .	<input type="checkbox"/> Yes <input type="checkbox"/> No

**Part II Other Foreign Assets Summary**

<b>10</b> Number of foreign assets (reported in Part VI) . . . . . ▶	
<b>11</b> Maximum value of all assets (reported in Part VI) . . . . .	\$ <span style="background-color:red; color:red;">          </span>
<b>12</b> Were any foreign assets acquired or sold during the tax year? . . . . .	<input type="checkbox"/> Yes <input type="checkbox"/> No

**Part III Summary of Tax Items Attributable to Specified Foreign Financial Assets (see instructions)**

(a) Asset category	(b) Tax item	(c) Amount reported on form or schedule	Where reported	
			(d) Form and line	(e) Schedule and line
<b>13</b> Foreign deposit and custodial accounts	<b>a</b> Interest	\$		
	<b>b</b> Dividends	\$		
	<b>c</b> Royalties	\$		
	<b>d</b> Other income	\$		
	<b>e</b> Gains (losses)	\$		
	<b>f</b> Deductions	\$		
	<b>g</b> Credits	\$		
<b>14</b> Other foreign assets	<b>a</b> Interest	\$		
	<b>b</b> Dividends	\$		
	<b>c</b> Royalties	\$		
	<b>d</b> Other income	\$		
	<b>e</b> Gains (losses)	\$		
	<b>f</b> Deductions	\$		
	<b>g</b> Credits	\$		

**Part IV Excepted Specified Foreign Financial Assets (see instructions)**

If you reported specified foreign financial assets on one or more of the following forms, enter the number of such forms filed. You do not need to include these assets on Form 8938 for the tax year.

<b>15</b> Number of Forms 3520 _____	<b>16</b> Number of Forms 3520-A _____	<b>17</b> Number of Forms 5471 _____
<b>18</b> Number of Forms 8621 _____	<b>19</b> Number of Forms 8865 _____	

For Paperwork Reduction Act Notice, see the separate instructions.

Cat. No. 37753A

Form **8938** (Rev. 11-2021)

Name(s) shown on return	Identifying number
-------------------------	--------------------

- A** Did you pay premiums during your tax year for employee health insurance coverage you provided through a Small Business Health Options Program (SHOP) Marketplace (or do you qualify for an exception to this requirement)? See instructions.
- Yes.** Enter Marketplace Identifier (if any): \_\_\_\_\_
- No.** Stop. Do not file Form 8941. See instructions for an exception that may apply to a partnership, S corporation, cooperative, estate, trust, or tax-exempt entity.
- B** Enter the employer identification number (EIN) used to report employment taxes for individuals included on line 1 below if different from the identifying number listed above: \_\_\_\_\_
- C** Does a tax return you (or any predecessor) filed for a tax year beginning after 2013 and before 2021 include a Form 8941 with line A checked "Yes" and line 12 showing a positive amount? See instructions.
- Yes.** Stop. Do not file Form 8941. See instructions for an exception that may apply to a partnership, S corporation, cooperative, estate, trust, or tax-exempt entity. Also see instructions for information about the credit period limitation.
- No.** Go to line 1.

**Caution:** See the instructions and complete Worksheets 1 through 7 as needed.

<b>1</b> Enter the number of individuals you employed during the tax year who are considered employees for purposes of this credit (total from Worksheet 1, column (a)) . . . . .	<b>1</b>	
<b>2</b> Enter the number of full-time equivalent employees (FTEs) you had for the tax year (from Worksheet 2, line 3). If you entered 25 or more, skip lines 3 through 11 and enter -0- on line 12	<b>2</b>	
<b>3</b> Average annual wages you paid for the tax year (from Worksheet 3, line 3). This amount must be a multiple of \$1,000. If you entered \$58,000 or more, skip lines 4 through 11 and enter -0- on line 12	<b>3</b>	
<b>4</b> Premiums you paid during the tax year for employees included on line 1 for health insurance coverage under a qualifying arrangement (total from Worksheet 4, column (b)) . . . . .	<b>4</b>	
<b>5</b> Premiums you would have entered on line 4 if the total premium for each employee equaled the average premium for the small group market in which the employee enrolls in health insurance coverage (total from Worksheet 4, column (c)) . . . . .	<b>5</b>	
<b>6</b> Enter the <b>smaller</b> of line 4 or line 5 . . . . .	<b>6</b>	
<b>7</b> Multiply line 6 by the applicable percentage: • Tax-exempt small employers, multiply line 6 by 35% (0.35) • All other small employers, multiply line 6 by 50% (0.50) . . . . .	<b>7</b>	
<b>8</b> If line 2 is 10 or less, enter the amount from line 7. Otherwise, enter the amount from Worksheet 5, line 6 . . . . .	<b>8</b>	
<b>9</b> If line 3 is \$28,000 or less, enter the amount from line 8. Otherwise, enter the amount from Worksheet 6, line 7 . . . . .	<b>9</b>	
<b>10</b> Enter the total amount of any state premium subsidies paid and any state tax credits available to you for premiums included on line 4. See instructions . . . . .	<b>10</b>	
<b>11</b> Subtract line 10 from line 4. If zero or less, enter -0- . . . . .	<b>11</b>	
<b>12</b> Enter the <b>smaller</b> of line 9 or line 11 . . . . .	<b>12</b>	
<b>13</b> If line 12 is zero, skip lines 13 and 14 and go to line 15. Otherwise, enter the number of employees included on line 1 for whom you paid premiums during the tax year for health insurance coverage under a qualifying arrangement (total from Worksheet 4, column (a)) . . . . .	<b>13</b>	
<b>14</b> Enter the number of FTEs you would have entered on line 2 if you only included employees included on line 13 (from Worksheet 7, line 3) . . . . .	<b>14</b>	
<b>15</b> Credit for small employer health insurance premiums from partnerships, S corporations, cooperatives, estates, and trusts (see instructions) . . . . .	<b>15</b>	
<b>16</b> Add lines 12 and 15. Cooperatives, estates, and trusts, go to line 17. Tax-exempt small employers, skip lines 17 and 18 and go to line 19. Partnerships and S corporations, stop here and report this amount on Schedule K. All others, stop here and report this amount on Form 3800, Part III, line 4h	<b>16</b>	
<b>17</b> Amount allocated to patrons of the cooperative or beneficiaries of the estate or trust (see instructions)	<b>17</b>	
<b>18</b> Cooperatives, estates, and trusts, subtract line 17 from line 16. Stop here and report this amount on Form 3800, Part III, line 4h . . . . .	<b>18</b>	
<b>19</b> Enter the amount you paid in 2022 for taxes considered payroll taxes for purposes of this credit. See instructions . . . . .	<b>19</b>	
<b>20</b> Tax-exempt small employers, enter the <b>smaller</b> of line 16 or line 19 here and on Form 990-T, Part III, line 6f . . . . .	<b>20</b>	

**Additional Medicare Tax**  
 If any line does not apply to you, leave it blank. See separate instructions.  
 Attach to Form 1040, 1040-SR, 1040-NR, 1040-PR, or 1040-SS.  
 Go to [www.irs.gov/Form8959](http://www.irs.gov/Form8959) for instructions and the latest information.

Name(s) shown on return \_\_\_\_\_ Your social security number \_\_\_\_\_

**Part I Additional Medicare Tax on Medicare Wages**

1	Medicare wages and tips from Form W-2, box 5. If you have more than one Form W-2, enter the total of the amounts from box 5 . . . . .	1		
2	Unreported tips from Form 4137, line 6 . . . . .	2		
3	Wages from Form 8919, line 6 . . . . .	3		
4	Add lines 1 through 3 . . . . .	4		
5	Enter the following amount for your filing status: Married filing jointly . . . . . \$250,000 Married filing separately . . . . . \$125,000 Single, Head of household, or Qualifying surviving spouse . . . . . \$200,000	5		
6	Subtract line 5 from line 4. If zero or less, enter -0- . . . . .	6		
7	Additional Medicare Tax on Medicare wages. Multiply line 6 by 0.9% (0.009). Enter here and go to Part II . . . . .	7		

**Part II Additional Medicare Tax on Self-Employment Income**

8	Self-employment income from Schedule SE (Form 1040), Part I, line 6. If you had a loss, enter -0- (Form 1040-PR or 1040-SS filers, see instructions.) . . . . .	8		
9	Enter the following amount for your filing status: Married filing jointly . . . . . \$250,000 Married filing separately . . . . . \$125,000 Single, Head of household, or Qualifying surviving spouse . . . . . \$200,000	9		
10	Enter the amount from line 4 . . . . .	10		
11	Subtract line 10 from line 9. If zero or less, enter -0- . . . . .	11		
12	Subtract line 11 from line 8. If zero or less, enter -0- . . . . .	12		
13	Additional Medicare Tax on self-employment income. Multiply line 12 by 0.9% (0.009). Enter here and go to Part III . . . . .	13		

**Part III Additional Medicare Tax on Railroad Retirement Tax Act (RRTA) Compensation**

14	Railroad retirement (RRTA) compensation and tips from Form(s) W-2, box 14 (see instructions) . . . . .	14		
15	Enter the following amount for your filing status: Married filing jointly . . . . . \$250,000 Married filing separately . . . . . \$125,000 Single, Head of household, or Qualifying surviving spouse . . . . . \$200,000	15		
16	Subtract line 15 from line 14. If zero or less, enter -0- . . . . .	16		
17	Additional Medicare Tax on railroad retirement (RRTA) compensation. Multiply line 16 by 0.9% (0.009). Enter here and go to Part IV . . . . .	17		

**Part IV Total Additional Medicare Tax**

18	Add lines 7, 13, and 17. Also include this amount on Schedule 2 (Form 1040), line 11 (Form 1040-PR or 1040-SS filers, see instructions), and go to Part V . . . . .	18		
----	---	----	--	--

**Part V Withholding Reconciliation**

19	Medicare tax withheld from Form W-2, box 6. If you have more than one Form W-2, enter the total of the amounts from box 6 . . . . .	19		
20	Enter the amount from line 1 . . . . .	20		
21	Multiply line 20 by 1.45% (0.0145). This is your regular Medicare tax withholding on Medicare wages . . . . .	21		
22	Subtract line 21 from line 19. If zero or less, enter -0-. This is your Additional Medicare Tax withholding on Medicare wages . . . . .	22		
23	Additional Medicare Tax withholding on railroad retirement (RRTA) compensation from Form W-2, box 14 (see instructions) . . . . .	23		
24	<b>Total Additional Medicare Tax withholding.</b> Add lines 22 and 23. Also include this amount with federal income tax withholding on Form 1040, 1040-SR, or 1040-NR, line 25c (Form 1040-PR or 1040-SS filers, see instructions) . . . . .	24		



# Net Investment Income Tax— Individuals, Estates, and Trusts

Attach to your tax return.  
 Go to [www.irs.gov/Form8960](http://www.irs.gov/Form8960) for instructions and the latest information.

Name(s) shown on your tax return

Your social security number or EIN

## Part I Investment Income

Section 6013(g) election (see instructions)  
 Section 6013(h) election (see instructions)  
 Regulations section 1.1411-10(g) election (see instructions)

1	Taxable interest (see instructions) . . . . .		1	
2	Ordinary dividends (see instructions) . . . . .		2	
3	Annuities (see instructions) . . . . .		3	
4a	Rental real estate, royalties, partnerships, S corporations, trusts, etc. (see instructions) . . . . .	4a		
b	Adjustment for net income or loss derived in the ordinary course of a non-section 1411 trade or business (see instructions) . . . . .	4b		
c	Combine lines 4a and 4b . . . . .		4c	
5a	Net gain or loss from disposition of property (see instructions) . . . . .	5a		
b	Net gain or loss from disposition of property that is not subject to net investment income tax (see instructions) . . . . .	5b		
c	Adjustment from disposition of partnership interest or S corporation stock (see instructions) . . . . .	5c		
d	Combine lines 5a through 5c . . . . .		5d	
6	Adjustments to investment income for certain CFCs and PFICs (see instructions) . . . . .		6	
7	Other modifications to investment income (see instructions) . . . . .		7	
8	Total investment income. Combine lines 1, 2, 3, 4c, 5d, 6, and 7 . . . . .		8	

## Part II Investment Expenses Allocable to Investment Income and Modifications

9a	Investment interest expenses (see instructions) . . . . .	9a		
b	State, local, and foreign income tax (see instructions) . . . . .	9b		
c	Miscellaneous investment expenses (see instructions) . . . . .	9c		
d	Add lines 9a, 9b, and 9c . . . . .		9d	
10	Additional modifications (see instructions) . . . . .		10	
11	Total deductions and modifications. Add lines 9d and 10 . . . . .		11	

## Part III Tax Computation

12	Net investment income. Subtract Part II, line 11, from Part I, line 8. Individuals, complete lines 13–17. Estates and trusts, complete lines 18a–21. If zero or less, enter -0- . . . . .		12	
<b>Individuals:</b>				
13	Modified adjusted gross income (see instructions) . . . . .	13		
14	Threshold based on filing status (see instructions) . . . . .	14		
15	Subtract line 14 from line 13. If zero or less, enter -0- . . . . .	15		
16	Enter the smaller of line 12 or line 15 . . . . .		16	
17	Net investment income tax for individuals. Multiply line 16 by 3.8% (0.038). <b>Enter here and include on your tax return</b> (see instructions) . . . . .		17	
<b>Estates and Trusts:</b>				
18a	Net investment income (line 12 above) . . . . .	18a		
b	Deductions for distributions of net investment income and deductions under section 642(c) (see instructions) . . . . .	18b		
c	Undistributed net investment income. Subtract line 18b from line 18a (see instructions). If zero or less, enter -0- . . . . .	18c		
19a	Adjusted gross income (see instructions) . . . . .	19a		
b	Highest tax bracket for estates and trusts for the year (see instructions) . . . . .	19b		
c	Subtract line 19b from line 19a. If zero or less, enter -0- . . . . .	19c		
20	Enter the smaller of line 18c or line 19c . . . . .		20	
21	Net investment income tax for estates and trusts. Multiply line 20 by 3.8% (0.038). <b>Enter here and include on your tax return</b> (see instructions) . . . . .		21	

# Premium Tax Credit (PTC)

Attach to Form 1040, 1040-SR, or 1040-NR.  
Go to [www.irs.gov/Form8962](http://www.irs.gov/Form8962) for instructions and the latest information.

**A.** You cannot take the PTC if your filing status is married filing separately unless you qualify for an exception. See instructions. If you qualify, check the box

**Part I Annual and Monthly Contribution Amount**

<b>1</b>	Tax family size. Enter your tax family size. See instructions . . . . .	<b>1</b>	
<b>2a</b>	Modified AGI. Enter your modified AGI. See instructions . . . . .	<b>2a</b>	
<b>b</b>	Enter the total of your dependents' modified AGI. See instructions . . . . .	<b>2b</b>	
<b>3</b>	Household income. Add the amounts on lines 2a and 2b. See instructions . . . . .	<b>3</b>	
<b>4</b>	Federal poverty line. Enter the federal poverty line amount from Table 1-1, 1-2, or 1-3. See instructions. Check the appropriate box for the federal poverty table used. <b>a</b> <input type="checkbox"/> Alaska <b>b</b> <input type="checkbox"/> Hawaii <b>c</b> <input type="checkbox"/> Other 48 states and DC	<b>4</b>	
<b>5</b>	Household income as a percentage of federal poverty line (see instructions) . . . . .	<b>5</b>	%
<b>6</b>	Reserved for future use . . . . .		
<b>7</b>	Applicable figure. Using your line 5 percentage, locate your "applicable figure" on the table in the instructions . . . . .	<b>7</b>	
<b>8a</b>	Annual contribution amount. Multiply line 3 by line 7. Round to nearest whole dollar amount	<b>8a</b>	
	<b>b</b> Monthly contribution amount. Divide line 8a by 12. Round to nearest whole dollar amount	<b>8b</b>	

**Part II Premium Tax Credit Claim and Reconciliation of Advance Payment of Premium Tax Credit**

- 9** Are you allocating policy amounts with another taxpayer or do you want to use the alternative calculation for year of marriage? See instructions.  
 **Yes.** Skip to Part IV, Allocation of Policy Amounts, or Part V, Alternative Calculation for Year of Marriage.  **No.** Continue to line 10.
- 10** See the instructions to determine if you can use line 11 or must complete lines 12 through 23.  
 **Yes.** Continue to line 11. Compute your annual PTC. Then skip lines 12-23  **No.** Continue to lines 12-23. Compute your monthly PTC and continue to line 24.

Annual Calculation		(a) Annual enrollment premiums (Form(s) 1095-A, line 33A)	(b) Annual applicable SLCSP premium (Form(s) 1095-A, line 33B)	(c) Annual contribution amount (line 8a)	(d) Annual maximum premium assistance (subtract (c) from (b); if zero or less, enter -0-)	(e) Annual premium tax credit allowed (smaller of (a) or (d))	(f) Annual advance payment of PTC (Form(s) 1095-A, line 33C)
<b>11</b>	Annual Totals						
Monthly Calculation		(a) Monthly enrollment premiums (Form(s) 1095-A, lines 21-32, column A)	(b) Monthly applicable SLCSP premium (Form(s) 1095-A, lines 21-32, column B)	(c) Monthly contribution amount (amount from line 8b or alternative marriage monthly calculation)	(d) Monthly maximum premium assistance (subtract (c) from (b); if zero or less, enter -0-)	(e) Monthly premium tax credit allowed (smaller of (a) or (d))	(f) Monthly advance payment of PTC (Form(s) 1095-A, lines 21-32, column C)
<b>12</b>	January						
<b>13</b>	February						
<b>14</b>	March						
<b>15</b>	April						
<b>16</b>	May						
<b>17</b>	June						
<b>18</b>	July						
<b>19</b>	August						
<b>20</b>	September						
<b>21</b>	October						
<b>22</b>	November						
<b>23</b>	December						
<b>24</b>	Total premium tax credit. Enter the amount from line 11(e) or add lines 12(e) through 23(e) and enter the total here						
<b>25</b>	Advance payment of PTC. Enter the amount from line 11(f) or add lines 12(f) through 23(f) and enter the total here						
<b>26</b>	Net premium tax credit. If line 24 is greater than line 25, subtract line 25 from line 24. Enter the difference here and on Schedule 3 (Form 1040), line 9. If line 24 equals line 25, enter -0-. Stop here. If line 25 is greater than line 24, leave this line blank and continue to line 27 . . . . .						

**Part III Repayment of Excess Advance Payment of the Premium Tax Credit**

<b>27</b>	Excess advance payment of PTC. If line 25 is greater than line 24, subtract line 24 from line 25. Enter the difference here	<b>27</b>	
<b>28</b>	Repayment limitation (see instructions) . . . . .	<b>28</b>	
<b>29</b>	Excess advance premium tax credit repayment. Enter the smaller of line 27 or line 28 here and on Schedule 2 (Form 1040), line 2 . . . . .	<b>29</b>	

**Part IV Allocation of Policy Amounts**

Complete the following information for up to four policy amount allocations. See instructions for allocation details.

**Allocation 1**

<b>30</b>	<b>(a)</b> Policy Number (Form 1095-A, line 2)	<b>(b)</b> SSN of other taxpayer	<b>(c)</b> Allocation start month	<b>(d)</b> Allocation stop month
	<b>Allocation percentage applied to monthly amounts</b>	<b>(e)</b> Premium Percentage	<b>(f)</b> SLCSPP Percentage	<b>(g)</b> Advance Payment of the PTC Percentage

**Allocation 2**

<b>31</b>	<b>(a)</b> Policy Number (Form 1095-A, line 2)	<b>(b)</b> SSN of other taxpayer	<b>(c)</b> Allocation start month	<b>(d)</b> Allocation stop month
	<b>Allocation percentage applied to monthly amounts</b>	<b>(e)</b> Premium Percentage	<b>(f)</b> SLCSPP Percentage	<b>(g)</b> Advance Payment of the PTC Percentage

**Allocation 3**

<b>32</b>	<b>(a)</b> Policy Number (Form 1095-A, line 2)	<b>(b)</b> SSN of other taxpayer	<b>(c)</b> Allocation start month	<b>(d)</b> Allocation stop month
	<b>Allocation percentage applied to monthly amounts</b>	<b>(e)</b> Premium Percentage	<b>(f)</b> SLCSPP Percentage	<b>(g)</b> Advance Payment of the PTC Percentage

**Allocation 4**

<b>33</b>	<b>(a)</b> Policy Number (Form 1095-A, line 2)	<b>(b)</b> SSN of other taxpayer	<b>(c)</b> Allocation start month	<b>(d)</b> Allocation stop month
	<b>Allocation percentage applied to monthly amounts</b>	<b>(e)</b> Premium Percentage	<b>(f)</b> SLCSPP Percentage	<b>(g)</b> Advance Payment of the PTC Percentage

- 34** Have you completed all policy amount allocations?
- Yes.** Multiply the amounts on Form 1095-A by the allocation percentages entered by policy. Add all allocated policy amounts and non-allocated policy amounts from Forms 1095-A, if any, to compute a combined total for each month. Enter the combined total for each month on lines 12–23, columns (a), (b), and (f). Compute the amounts for lines 12–23, columns (c)–(e), and continue to line 24.
- No.** See the instructions to report additional policy amount allocations.

**Part V Alternative Calculation for Year of Marriage**

Complete line(s) 35 and/or 36 to elect the alternative calculation for year of marriage. For eligibility to make the election, see the instructions for line 9. To complete line(s) 35 and/or 36 and compute the amounts for lines 12–23, see the instructions for this Part V.

<b>35</b>	<b>Alternative entries for your SSN</b>	<b>(a)</b> Alternative family size	<b>(b)</b> Alternative monthly contribution amount	<b>(c)</b> Alternative start month	<b>(d)</b> Alternative stop month
<b>36</b>	<b>Alternative entries for your spouse's SSN</b>	<b>(a)</b> Alternative family size	<b>(b)</b> Alternative monthly contribution amount	<b>(c)</b> Alternative start month	<b>(d)</b> Alternative stop month

## Limitation on Business Interest Expense Under Section 163(j)

OMB No. 1545-0123

Attach to your tax return.

Go to [www.irs.gov/Form8990](http://www.irs.gov/Form8990) for instructions and the latest information.

Taxpayer name(s) shown on tax return	Identification number
--------------------------------------	-----------------------

- A** If Form 8990 relates to an information return for a foreign entity (for example, Form 5471), enter:  
 Name of foreign entity \_\_\_\_\_  
 Employer identification number, if any \_\_\_\_\_  
 Reference ID number \_\_\_\_\_
- B** Is the foreign entity a CFC group member? See instructions . . . . .  Yes  No
- C** Is this Form 8990 filed by the specified group parent for an entire CFC group? See instructions . . . . .  Yes  No
- D** Has a CFC or a CFC group made a safe harbor election? If yes, see instructions for which lines of Form 8990 to complete . . . . .  Yes  No

### Part I Computation of Allowable Business Interest Expense

*Part I is completed by all taxpayers subject to section 163(j). Schedule A and Schedule B need to be completed before Part I when the taxpayer is a partner or shareholder of a pass-through entity subject to section 163(j).*

#### Section I—Business Interest Expense

<b>1</b> Current year business interest expense (not including floor plan financing interest expense), before the section 163(j) limitation . . . . .	<b>1</b>				
<b>2</b> Disallowed business interest expense carryforwards from prior years. (Does not apply to a partnership) . . . . .	<b>2</b>				
<b>3</b> Partner's excess business interest expense treated as paid or accrued in current year (Schedule A, line 44, column (h)) . . . . .	<b>3</b>				
<b>4</b> Floor plan financing interest expense. See instructions . . . . .	<b>4</b>				
<b>5 Total business interest expense.</b> Add lines 1 through 4 . . . . .	<b>5</b>				

#### Section II—Adjusted Taxable Income

##### Tentative Taxable Income

<b>6 Tentative taxable income.</b> See instructions . . . . .	<b>6</b>				
---	----------	--	--	--	--

**Additions** (adjustments to be made if amounts are taken into account on line 6)

<b>7</b> Any item of loss or deduction that is not properly allocable to a trade or business of the taxpayer. See instructions . . . . .	<b>7</b>				
<b>8</b> Any business interest expense not from a pass-through entity. See instructions . . . . .	<b>8</b>				
<b>9</b> Amount of any net operating loss deduction under section 172 . . . . .	<b>9</b>				
<b>10</b> Amount of any qualified business income deduction allowed under section 199A . . . . .	<b>10</b>				
<b>11</b> Reserved for future use . . . . .	<b>11</b>				
<b>12</b> Amount of any loss or deduction items from a pass-through entity. See instructions . . . . .	<b>12</b>				
<b>13</b> Other additions. See instructions . . . . .	<b>13</b>				
<b>14</b> Total current year partner's excess taxable income (Schedule A, line 44, column (f)) . . . . .	<b>14</b>				
<b>15</b> Total current year S corporation shareholder's excess taxable income (Schedule B, line 46, column (c)) . . . . .	<b>15</b>				
<b>16 Total.</b> Add lines 7 through 15 . . . . .	<b>16</b>				

##### Reductions

(adjustments to be made if amounts are taken into account on line 6)

<b>17</b> Any item of income or gain that is not properly allocable to a trade or business of the taxpayer. See instructions . . . . .	<b>17</b>				
<b>18</b> Any business interest income not from a pass-through entity. See instructions . . . . .	<b>18</b>				
<b>19</b> Amount of any income or gain items from a pass-through entity. See instructions . . . . .	<b>19</b>				
<b>20</b> Other reductions. See instructions . . . . .	<b>20</b>				
<b>21 Total.</b> Combine lines 17 through 20 . . . . .	<b>21</b>				
<b>22 Adjusted taxable income.</b> Combine lines 6, 16, and 21. See instructions . . . . .	<b>22</b>				

For Paperwork Reduction Act Notice, see the instructions.

Cat. No. 37814C

Form **8990** (Rev. 12-2022)

**Section III—Business Interest Income**

<b>23</b>	Current year business interest income. See instructions . . . . .	<b>23</b>		
<b>24</b>	Excess business interest income from pass-through entities (total of Schedule A, line 44, column (g), and Schedule B, line 46, column (d)) . . . . .	<b>24</b>		
<b>25</b>	<b>Total.</b> Add lines 23 and 24 . . . . .			<b>25</b>

**Section IV—163(j) Limitation Calculations**

**Limitation on Business Interest Expense**

<b>26</b>	Multiply the adjusted taxable income from line 22 by the applicable percentage. See instructions . . . . .	<b>26</b>		
<b>27</b>	Business interest income (line 25) . . . . .	<b>27</b>		
<b>28</b>	Floor plan financing interest expense (line 4) . . . . .	<b>28</b>		
<b>29</b>	<b>Total.</b> Add lines 26, 27, and 28 . . . . .			<b>29</b>

**Allowable Business Interest Expense**

<b>30</b>	<b>Total current year business interest expense deduction.</b> See instructions . . . . .			<b>30</b>
-----------	---	--	--	-----------

**Carryforward**

<b>31</b>	<b>Disallowed business interest expense.</b> Subtract line 29 from line 5. (If zero or less, enter -0-.)			<b>31</b>
-----------	--	--	--	-----------

**Part II Partnership Pass-Through Items**

*Part II is only completed by a partnership that is subject to section 163(j). The partnership items below are allocated to the partners and are not carried forward by the partnership. See the instructions for more information.*

**Excess Business Interest Expense**

<b>32</b>	<b>Excess business interest expense.</b> Enter amount from line 31 . . . . .			<b>32</b>
-----------	--	--	--	-----------

**Excess Taxable Income** (If you entered an amount on line 32, skip lines 33 through 37.)

<b>33</b>	Subtract the sum of lines 4 and 25 from line 5. (If zero or less, enter -0-.)	<b>33</b>	
<b>34</b>	Subtract line 33 from line 26. (If zero or less, enter -0-.)	<b>34</b>	
<b>35</b>	Divide line 34 by line 26. Enter the result as a decimal. (If line 26 is zero, enter -0-.)	<b>35</b>	.
<b>36</b>	<b>Excess taxable income.</b> Multiply line 35 by line 22 . . . . .	<b>36</b>	

**Excess Business Interest Income**

<b>37</b>	<b>Excess business interest income.</b> Subtract the sum of lines 1, 2, and 3 from line 25. (If zero or less, enter -0-.)			<b>37</b>
-----------	---	--	--	-----------

**Part III S Corporation Pass-Through Items**

*Part III is only completed by S corporations that are subject to section 163(j). The S corporation items below are allocated to the shareholders. See the instructions for more information.*

**Excess Taxable Income**

<b>38</b>	Subtract the sum of lines 4 and 25 from line 5. (If zero or less, enter -0-.)	<b>38</b>	
<b>39</b>	Subtract line 38 from line 26. (If zero or less, enter -0-.)	<b>39</b>	
<b>40</b>	Divide line 39 by line 26. Enter the result as a decimal. (If line 26 is zero, enter -0-.)	<b>40</b>	.
<b>41</b>	<b>Excess taxable income.</b> Multiply line 40 by line 22 . . . . .	<b>41</b>	

**Excess Business Interest Income**

<b>42</b>	<b>Excess business interest income.</b> Subtract the sum of lines 1, 2, and 3 from line 25. (If zero or less, enter -0-.)			<b>42</b>
-----------	---	--	--	-----------

# U.S. Shareholder Calculation of Global Intangible Low-Taxed Income (GILTI)

OMB No. 1545-0123

Attachment  
 Sequence No. **992**

Go to [www.irs.gov/Form8992](http://www.irs.gov/Form8992) for instructions and the latest information.

Name of person filing this return	A Identifying number
Name of U.S. shareholder	B Identifying number

**Part I Net Controlled Foreign Corporation (CFC) Tested Income**

<b>1</b> Sum of Pro Rata Share of Net Tested Income If the U.S. shareholder is not a member of a U.S. consolidated group, enter the total from Schedule A (Form 8992), line 1, column (e). . . . .	}		<b>1</b>	[Red Box]
If the U.S. shareholder is a member of a U.S. consolidated group, enter the amount from Schedule B (Form 8992), Part II, column (c), that pertains to the U.S. shareholder. . . . .	}			
<b>2</b> Sum of Pro Rata Share of Net Tested Loss If the U.S. shareholder is not a member of a U.S. consolidated group, enter the total from Schedule A (Form 8992), line 1, column (f). . . . .	}		<b>2</b>	( [Red Box] )
If the U.S. shareholder is a member of a U.S. consolidated group, enter the amount from Schedule B (Form 8992), Part II, column (f), that pertains to the U.S. shareholder. . . . .	}			
<b>3</b> Net CFC Tested Income. Combine lines 1 and 2. If zero or less, stop here . . . . .			<b>3</b>	[Red Box]

**Part II Calculation of Global Intangible Low-Taxed Income (GILTI)**

<b>1</b> Net CFC Tested Income. Enter amount from Part I, line 3 . . . . .			<b>1</b>	[Red Box]
<b>2</b> Deemed Tangible Income Return (DTIR) If the U.S. shareholder is not a member of a U.S. consolidated group, multiply the total from Schedule A (Form 8992), line 1, column (g), by 10% (0.10). . . . .	}		<b>2</b>	[Red Box]
If the U.S. shareholder is a member of a U.S. consolidated group, enter the amount from Schedule B (Form 8992), Part II, column (i), that pertains to the U.S. shareholder. . . . .	}			
<b>3a</b> Sum of Pro Rata Share of Tested Interest Expense If the U.S. shareholder is not a member of a U.S. consolidated group, enter the total from Schedule A (Form 8992), line 1, column (j). . . . .	}	<b>3a</b>		[Red Box]
If the U.S. shareholder is a member of a U.S. consolidated group, leave line 3a blank.	}			
<b>b</b> Sum of Pro Rata Share of Tested Interest Income If the U.S. shareholder is not a member of a U.S. consolidated group, enter the total from Schedule A (Form 8992), line 1, column (i). . . . .	}	<b>3b</b>		[Red Box]
If the U.S. shareholder is a member of a U.S. consolidated group, leave line 3b blank.	}			
<b>c</b> Specified Interest Expense If the U.S. shareholder is not a member of a U.S. consolidated group, subtract line 3b from line 3a. If zero or less, enter -0-. . . . .	}		<b>3c</b>	[Red Box]
If the U.S. shareholder is a member of a U.S. consolidated group, enter the amount from Schedule B (Form 8992), Part II, column (m), that pertains to the U.S. shareholder. . . . .	}			
<b>4</b> Net DTIR. Subtract line 3c from line 2. If zero or less, enter -0- . . . . .			<b>4</b>	[Red Box]
<b>5</b> GILTI. Subtract line 4 from line 1. If zero or less, enter -0- . . . . .			<b>5</b>	[Red Box]

For Paperwork Reduction Act Notice, see separate instructions.

Cat. No. 37816Y

Form **8992** (Rev. 12-2022)

## Employer Credit for Paid Family and Medical Leave

OMB No. 1545-2282

▶ **Attach to your tax return.**

▶ **Go to [www.irs.gov/Form8994](http://www.irs.gov/Form8994) for instructions and the latest information.**

Attachment  
Sequence No. **994**

Name(s) shown on return	Identifying number
-------------------------	--------------------

- A** Do you have a written policy providing for at least 2 weeks of annual paid family and medical leave for your qualifying employee(s) to whom wages are paid (prorated for any part-time employees)? See instructions.
- Yes.**  
 **No.** Stop. Do not file Form 8994 (see instructions for an exception that may apply to a partnership or S corporation).
- B** Does the written policy provide paid family and medical leave of at least 50% of the wages normally paid to a qualifying employee? See instructions.
- Yes.**  
 **No.** Stop. Do not file Form 8994 (see instructions for an exception that may apply to a partnership or S corporation).
- C** Did you pay family and medical leave to at least one qualifying employee during the tax year? See instructions.
- Yes.**  
 **No.** Stop. Do not file Form 8994 (see instructions for an exception that may apply to a partnership or S corporation).
- D** If you employed at least one qualifying employee who was not covered by the Family and Medical Leave Act, did you include in your written policy and otherwise comply with “non-interference” language? See instructions.
- Yes.**  
 **No.** Stop. Do not file Form 8994 (see instructions for an exception that may apply to a partnership or S corporation).

<b>1</b> Enter the total paid family and medical leave credit figured for wages paid during your tax year to your qualifying employee(s) while on family and medical leave (if you use the Paid Family and Medical Leave Credit Worksheet, the total from column (d)). See instructions for the adjustment you must make to your deduction for salaries and wages . . . . .	<b>1</b>	<input checked="" type="checkbox"/>
<b>2</b> Employer credit for paid family and medical leave from partnerships and S corporations (see instructions)	<b>2</b>	<input checked="" type="checkbox"/>
<b>3</b> Add lines 1 and 2. Partnerships and S corporations, report this amount on Schedule K. All others, report this amount on Form 3800, Part III, line 4j . . . . .	<b>3</b>	<input checked="" type="checkbox"/>

**For Paperwork Reduction Act Notice, see separate instructions.**

Cat. No. 37804G

Form **8994** (Rev. 1-2021)



**Qualified Business Income Deduction  
Simplified Computation**

Department of the Treasury  
Internal Revenue Service

Attach to your tax return.  
Go to [www.irs.gov/Form8995](http://www.irs.gov/Form8995) for instructions and the latest information.

Attachment  
Sequence No. **55**

Name(s) shown on return

Your taxpayer identification number

**Note.** You can claim the qualified business income deduction **only** if you have qualified business income from a qualified trade or business, real estate investment trust dividends, publicly traded partnership income, or a domestic production activities deduction passed through from an agricultural or horticultural cooperative. See instructions.  
Use this form if your taxable income, before your qualified business income deduction, is at or below \$170,050 (\$340,100 if married filing jointly), and you aren't a patron of an agricultural or horticultural cooperative.

1	(a) Trade, business, or aggregation name	(b) Taxpayer identification number	(c) Qualified business income or (loss)
i	Aggregation Indicator		
ii			
iii	Number of businesses      Number of aggregates		
iv			
v			
2	Total qualified business income or (loss). Combine lines 1i through 1v, column (c)	2	
3	Qualified business net (loss) carryforward from the prior year	3 ( )	
4	Total qualified business income. Combine lines 2 and 3. If zero or less, enter -0-	4	
5	Qualified business income component. Multiply line 4 by 20% (0.20)		5
6	Qualified REIT dividends and publicly traded partnership (PTP) income or (loss) (see instructions)	6	
7	Qualified REIT dividends and qualified PTP (loss) carryforward from the prior year	7 ( )	
8	Total qualified REIT dividends and PTP income. Combine lines 6 and 7. If zero or less, enter -0-	8	
9	REIT and PTP component. Multiply line 8 by 20% (0.20)		9
10	Qualified business income deduction before the income limitation. Add lines 5 and 9		10
11	Taxable income before qualified business income deduction (see instructions)	11	
12	Net capital gain (see instructions)	12	
13	Subtract line 12 from line 11. If zero or less, enter -0-	13	
14	Income limitation. Multiply line 13 by 20% (0.20)		14
15	Qualified business income deduction. Enter the smaller of line 10 or line 14. Also enter this amount on the applicable line of your return (see instructions)		15
16	Total qualified business (loss) carryforward. Combine lines 2 and 3. If greater than zero, enter -0-		16 ( )
17	Total qualified REIT dividends and PTP (loss) carryforward. Combine lines 6 and 7. If greater than zero, enter -0-		17 ( )

For Privacy Act and Paperwork Reduction Act Notice, see instructions.

Cat. No. 37806C

Form **8995** (2022)

**Qualified Business Income Deduction**

Department of the Treasury  
Internal Revenue Service

Attach to your tax return.

Go to [www.irs.gov/Form8995A](http://www.irs.gov/Form8995A) for instructions and the latest information.

Name(s) shown on return

Your taxpayer identification number

**Note:** You can claim the qualified business income deduction **only** if you have qualified business income from a qualified trade or business, real estate investment trust dividends, publicly traded partnership income, or a domestic production activities deduction passed through from an agricultural or horticultural cooperative. See instructions.

Use this form if your taxable income, before your qualified business income deduction, is above \$170,050 (\$340,100 if married filing jointly), or you're a patron of an agricultural or horticultural cooperative.

**Part I Trade, Business, or Aggregation Information**

Complete Schedules A, B, and/or C (Form 8995-A), as applicable, before starting Part I. Attach additional worksheets when needed. See instructions.

1	(a) Trade, business, or aggregation name	(b) Check if specified service	(c) Check if aggregation	(d) Taxpayer identification number	(e) Check if patron
A		<input checked="" type="checkbox"/>	<input checked="" type="checkbox"/>		<input checked="" type="checkbox"/>
B		<input checked="" type="checkbox"/>	<input checked="" type="checkbox"/>		<input checked="" type="checkbox"/>
C		<input type="checkbox"/>	<input type="checkbox"/>		<input type="checkbox"/>

**Part II Determine Your Adjusted Qualified Business Income**

		A	B	C
2	Qualified business income from the trade, business, or aggregation. See instructions . . . . .	<input checked="" type="checkbox"/>		
3	Multiply line 2 by 20% (0.20). If your taxable income is \$170,050 or less (\$340,100 if married filing jointly), skip lines 4 through 12 and enter the amount from line 3 on line 13 . . . . .	<input checked="" type="checkbox"/>		
4	Allocable share of W-2 wages from the trade, business, or aggregation . . . . .	<input checked="" type="checkbox"/>		
5	Multiply line 4 by 50% (0.50) . . . . .	<input checked="" type="checkbox"/>		
6	Multiply line 4 by 25% (0.25) . . . . .	<input checked="" type="checkbox"/>		
7	Allocable share of the unadjusted basis immediately after acquisition (UBIA) of all qualified property . . . . .	<input checked="" type="checkbox"/>		
8	Multiply line 7 by 2.5% (0.025) . . . . .	<input checked="" type="checkbox"/>		
9	Add lines 6 and 8 . . . . .	<input checked="" type="checkbox"/>		
10	Enter the greater of line 5 or line 9 . . . . .	<input checked="" type="checkbox"/>		
11	W-2 wage and UBIA of qualified property limitation. Enter the smaller of line 3 or line 10 . . . . .	<input checked="" type="checkbox"/>		
12	Phased-in reduction. Enter the amount from line 26, if any . . . . .	<input checked="" type="checkbox"/>		
13	Qualified business income deduction before patron reduction. Enter the greater of line 11 or line 12 . . . . .	<input checked="" type="checkbox"/>		
14	Patron reduction. Enter the amount from Schedule D (Form 8995-A), line 6, if any. See instructions . . . . .	<input checked="" type="checkbox"/>		
15	Qualified business income component. Subtract line 14 from line 13 . . . . .	<input checked="" type="checkbox"/>		
16	Total qualified business income component. Add all amounts reported on line 15 . . . . .	<input checked="" type="checkbox"/>		

For Privacy Act and Paperwork Reduction Act Notice, see separate instructions.

Cat. No. 71661B

Form **8995-A** (2022)

**Part III Phased-in Reduction**

Complete Part III only if your taxable income is more than \$170,050 but not \$220,050 (\$340,100 and \$440,100 if married filing jointly) and line 10 is less than line 3. Otherwise, skip Part III.

		A	B	C
17	Enter the amounts from line 3 . . . . .	17		
18	Enter the amounts from line 10 . . . . .	18		
19	Subtract line 18 from line 17 . . . . .	19		
20	Taxable income before qualified business income deduction . . . . .	20		
21	Threshold. Enter \$170,050 (\$340,100 if married filing jointly) . . . . .	21		
22	Subtract line 21 from line 20 . . . . .	22		
23	Phase-in range. Enter \$50,000 (\$100,000 if married filing jointly) . . . . .	23		
24	Phase-in percentage. Divide line 22 by line 23 . . . . .	24	%	
25	Total phase-in reduction. Multiply line 19 by line 24 . . . . .	25		
26	Qualified business income after phase-in reduction. Subtract line 25 from line 17. Enter this amount here and on line 12, for the corresponding trade or business . . . . .	26		

**Part IV Determine Your Qualified Business Income Deduction**

27	Total qualified business income component from all qualified trades, businesses, or aggregations. Enter the amount from line 16 . . . . .	27			
28	Qualified REIT dividends and publicly traded partnership (PTP) income or (loss). See instructions . . . . .	28			
29	Qualified REIT dividends and PTP (loss) carryforward from prior years . . . . .	29	(		)
30	Total qualified REIT dividends and PTP income. Combine lines 28 and 29. If less than zero, enter -0- . . . . .	30			
31	REIT and PTP component. Multiply line 30 by 20% (0.20) . . . . .	31			
32	Qualified business income deduction before the income limitation. Add lines 27 and 31 . . . . .	32			
33	Taxable income before qualified business income deduction . . . . .	33			
34	Net capital gain. See instructions . . . . .	34			
35	Subtract line 34 from line 33. If zero or less, enter -0- . . . . .	35			
36	Income limitation. Multiply line 35 by 20% (0.20) . . . . .	36			
37	Qualified business income deduction before the domestic production activities deduction (DPAD) under section 199A(g). Enter the smaller of line 32 or line 36 . . . . .	37			
38	DPAD under section 199A(g) allocated from an agricultural or horticultural cooperative. Don't enter more than line 33 minus line 37 . . . . .	38			
39	Total qualified business income deduction. Add lines 37 and 38 . . . . .	39			
40	Total qualified REIT dividends and PTP (loss) carryforward. Combine lines 28 and 29. If zero or greater, enter -0- . . . . .	40	(		)

**Loss Netting and Carryforward**

**Attach to Form 8995-A.**  
 Go to [www.irs.gov/Form8995A](http://www.irs.gov/Form8995A) for instructions and the latest information.

OMB No. 1545-2294

Attachment  
 Sequence No. **55D**

Name(s) shown on return	<b>Your taxpayer identification number</b>
-------------------------	--

*If you have more than three trades, businesses, or aggregations, complete and attach as many Schedules C as needed. See instructions.*

1	Trade, business, or aggregation name	(a) Qualified business income/(loss)	(b) Reduction for loss netting (see instructions)	(c) Adjusted qualified business income (Combine (a) and (b). If zero or less, enter -0-.)
			(      )	
			(      )	
			(      )	
<b>2</b>	Qualified business net (loss) carryforward from prior years. See instructions . . . . .		<b>2</b> ( <span style="background-color: red; color: red;">    </span> )	
<b>3</b>	Total of the trades, businesses, or aggregations losses. Combine the negative amounts on lines 1, column (a), and 2 for all trades, businesses, or aggregations . . . . .		<b>3</b> ( <span style="background-color: red; color: red;">    </span> )	
<b>4</b>	Total of the trades, businesses, or aggregations income. Add the positive amounts on line 1, column (a), for all trades, businesses, or aggregations . . . . .		<b>4</b> <span style="background-color: red; color: red;">    </span>	
<b>5</b>	Losses netted with income of other trades, businesses, or aggregations. Enter in the parentheses on line 5 the smaller of the absolute value of line 3 or line 4. Allocate this amount to each of the trades, businesses, or aggregations on line 1, column (b) . . . . .		<b>5</b> ( <span style="background-color: red; color: red;">    </span> )	
<b>6</b>	Qualified business net (loss) carryforward. Subtract line 5 from line 3. If zero or more, enter -0- . . . . .		<b>6</b> ( <span style="background-color: red; color: red;">    </span> )	

# Initial and Annual Statement of Qualified Opportunity Fund (QOF) Investments

Attach to your tax return.  
 Go to [www.irs.gov/Form8997](http://www.irs.gov/Form8997) for the latest information.

Name	Tax identification number (see instructions)
------	--

**Part I Total QOF Investment Holdings Due to Deferrals Prior to Beginning of Tax Year**  
 If different from last year's ending QOF investment holdings, attach explanation.

(a) Qualified Opportunity Fund (QOF) EIN	(b) Date QOF investment acquired (MM/DD/YYYY)	(c) Description of QOF investment (for example, 100 shares or 25% interest)	(d) Special gain code	Deferred gain held in QOF	
				(e) Amount of short-term deferred gain remaining in QOF	(f) Amount of long-term deferred gain remaining in QOF
■	■	■	■	■	■
<b>1</b> Enter the totals, if any, from continuation sheet . . . . .				■	■
<b>2</b> Enter the totals from columns (e) and (f) . . . . .				■	■

**Part II Current Tax Year Capital Gains Deferred by Investing in QOF**

(a) Qualified Opportunity Fund (QOF) EIN	(b) Date QOF investment acquired (MM/DD/YYYY)	(c) Description of interest acquired (for example, 100 shares or 25% interest)	(d) Special gain code	Deferred gain invested in QOF	
				(e) Amount of short-term deferred gain remaining in QOF	(f) Amount of long-term deferred gain remaining in QOF
■	■	■	■	■	■
<b>1</b> Enter the totals, if any, from continuation sheet . . . . .				■	■
<b>2</b> Enter the totals from columns (e) and (f). See instructions for reporting on Form 8949 .				■	■

**Applicability of Special Rules Regarding the Waiver of Certain Treaty Benefits**

Are you a foreign eligible taxpayer? See instructions for more information.

- Yes.** You may not elect to defer tax on an eligible gain by investing in a QOF unless you check "Yes" in response to the next question.
- No.** Skip the next question and go to Part III.

**Waiver of Treaty Benefits on Future Inclusions by a Foreign Eligible Taxpayer**

Do you hereby irrevocably waive any benefits available under an applicable U.S. income tax convention that would exempt gains that you are deferring by investing in a QOF from being subject to federal income tax at the time of inclusion? See instructions for more information.

- Yes.** Report the deferral of the eligible gain in Part II and on Form 8949.
- No.** You may not elect to defer tax on an eligible gain by investing in a QOF. **Do not report the deferral of any otherwise eligible gain in Part II or on Form 8949.**

**Part III Inclusion Events and Certain Other Transfers During the Current Tax Year**

(a) Qualified Opportunity Fund (QOF) EIN	(b) Date of event (MM/DD/YYYY)	(c) Description of event (for example, sale of 100 shares, gift of 25% interest, or distribution of \$1,000, etc.)	(d) Special gain code	Deferred gain included due to disposition of QOF interest	
				(e) Amount of previously deferred short-term gain now included in taxable income	(f) Amount of previously deferred long-term gain now included in taxable income
■	■	■	■	■	■
<b>1</b> Enter the totals, if any, from continuation sheet . . . . .				■	■
<b>2</b> Enter the totals from columns (e) and (f). See instructions for reporting on Form 8949 .				■	■

Check this box if you disposed of any investment(s) and didn't receive a Form 1099-B reporting the disposition from the QOF or other third party. See the Instructions for Form 8949 for reporting requirements of any gain or loss.

**Part IV Total QOF Investments Due to Deferrals at Year End (see instructions)**

(a) Qualified Opportunity Fund (QOF) EIN	(b) Date QOF investment acquired (MM/DD/YYYY)	(c) Description of interest acquired (for example, 100 shares or 25% interest)	(d) Special gain code	Deferred gain invested in QOF investment	
				(e) Amount of short-term deferred gain invested in QOF	(f) Amount of long-term deferred gain invested in QOF
■	■	■	■	■	■
<b>1</b> Enter the totals, if any, from continuation sheet . . . . .				■	■
<b>2</b> Enter the totals from columns (e) and (f) . . . . .				■	■

a Employee's social security number [REDACTED]		Safe, accurate, FAST! Use		Visit the IRS website at www.irs.gov/efile	
b Employer identification number (EIN) [REDACTED]		1 Wages, tips, other compensation [REDACTED]		2 Federal income tax withheld [REDACTED]	
c Employer's name, address, and ZIP code		3 Social security wages [REDACTED]		4 Social security tax withheld [REDACTED]	
		5 Medicare wages and tips [REDACTED]		6 Medicare tax withheld [REDACTED]	
		7 Social security tips [REDACTED]		8 Allocated tips [REDACTED]	
d Control number		9 [REDACTED]		10 Dependent care benefits [REDACTED]	
e Employee's first name and initial      Last name      Suff.		11 Nonqualified plans [REDACTED]		12a See instructions for box 12 [REDACTED]	
		13 Statutory employee      Retirement plan      Third sick pay      Other [REDACTED]		2b [REDACTED]	
		14 Other [REDACTED]		12c [REDACTED]	
f Employee's address and ZIP code				12d [REDACTED]	
15 State      Employer's state ID number	16 State wages, tips, etc.	17 State income tax	18 Local wages, tips, etc.	19 Local income tax	20 Locality name
[REDACTED]	[REDACTED]	[REDACTED]	[REDACTED]	[REDACTED]	[REDACTED]

Form **W-2** Wage and Tax Statement

2022

Department of the Treasury—Internal Revenue Service

Copy B—To Be Filed With Employee's FEDERAL Tax Return.  
This information is being furnished to the Internal Revenue Service.



a Employee's social security number [REDACTED]		Safe, accurate, FAST! Use		Visit the IRS website at www.irs.gov/efile	
b Employer identification number (EIN) [REDACTED]		1 Wages, tips, other compensation [REDACTED]		2 Federal income tax withheld [REDACTED]	
c Employer's name, address, and ZIP code [REDACTED]		3 Social security wages [REDACTED]		4 Social security tax withheld [REDACTED]	
		5 Medicare wages and tips [REDACTED]		6 Medicare tax withheld [REDACTED]	
		7 Social security tips [REDACTED]		8 Allocated tips [REDACTED]	
d Control number		9 [REDACTED]		10 Dependent care benefits [REDACTED]	
e Employee's first name and initial [REDACTED] Last name [REDACTED] Suff. [REDACTED]		11 Nonqualified plans [REDACTED]		12a See instructions for box 12 [REDACTED] R [REDACTED] W [REDACTED] Q [REDACTED]	
		13 Statutory employee [REDACTED] Retirement plan [REDACTED] Third-party sick pay [REDACTED]		12b [REDACTED] S [REDACTED] AA [REDACTED] BB [REDACTED]	
		14 Other [REDACTED]		12c [REDACTED] T [REDACTED] DD [REDACTED] Y [REDACTED]	
f Employee's address and ZIP code [REDACTED]				12d [REDACTED] V [REDACTED] EE [REDACTED] Z [REDACTED] [REDACTED] FF [REDACTED] [REDACTED] GG [REDACTED]	
15 State	Employer's state ID number	16 State wages, tips, etc.	17 State income tax	18 Local wages, tips, etc.	19 Local inc [REDACTED] HH [REDACTED]
				20 Locality name	

Form **W-2** Wage and Tax Statement

2022

Department of the Treasury—Internal Revenue Service

Copy B—To Be Filed With Employee's FEDERAL Tax Return.  
This information is being furnished to the Internal Revenue Service.

3232

 VOID  CORRECTED

OMB No. 1545-0238

**Form W-2G**  
**Certain**  
**Gambling**  
**Winnings**

(Rev. January 2021)

For calendar year  
20 \_\_\_\_\_For Privacy Act  
and Paperwork  
Reduction Act  
Notice, see the  
current **General**  
**Instructions for**  
**Certain Information**  
**Returns.****File with Form 1096****Copy A**  
**For Internal Revenue**  
**Service Center**

PAYER'S name, street address, city or town, province or state, country, and ZIP or foreign postal code  \$		1 Reportable winnings \$	2 Date won
		3 Type of wager	4 Federal income tax withheld \$
		5 Transaction	6 Race
		7 Winnings from identical wagers \$	8 Cashier
PAYER'S federal identification number	PAYER'S telephone number	9 Winner's taxpayer identification no. \$	10 Window
WINNER'S name  \$		11 First identification	12 Second identification
Street address (including apt. no.)  \$		13 State/Payer's state identification no.	14 State winnings \$
City or town, province or state, country, and ZIP or foreign postal code  \$		15 State income tax withheld \$	16 Local winnings \$
		17 Local income tax withheld \$	18 Name of locality

Under penalties of perjury, I declare that, to the best of my knowledge and belief, the name, address, and taxpayer identification number that I have furnished correctly identify me as the recipient of this payment and any payments from identical wagers, and that no other person is entitled to any part of these payments.

**Signature** ▶ **Date** ▶

Form **W-2G** (Rev. 1-2021)

Cat. No. 10138V

www.irs.gov/FormW2G

Department of the Treasury - Internal Revenue Service

**Do Not Cut or Separate Forms on This Page – Do Not Cut or Separate Forms on This Page**

UNIQUE FORM IDENTIFIER [REDACTED] AMENDED [REDACTED] AMENDMENT NO. [REDACTED]

<b>1</b> Income code [REDACTED]	<b>2</b> Gross income [REDACTED]	<b>3</b> Chapter indicator. Enter "3" or "4" [REDACTED]		<b>13e</b> Recipient's U.S. TIN, if any [REDACTED]	<b>13f</b> Ch. 3 status code [REDACTED]	
		<b>3a</b> Exemption code [REDACTED]	<b>4a</b> Exemption code [REDACTED]		<b>13g</b> Ch. 4 status code [REDACTED]	
		<b>3b</b> Tax rate [REDACTED]	<b>4b</b> Tax rate [REDACTED]	<b>13h</b> Recipient's GIIN [REDACTED]	<b>13i</b> Recipient's foreign tax identification number, if any [REDACTED]	<b>13j</b> LOB code [REDACTED]
<b>5</b> Withholding allowance [REDACTED]				<b>13k</b> Recipient's account number [REDACTED]		
<b>6</b> Net income [REDACTED]				<b>13l</b> Recipient's date of birth (YYYYMMDD) [REDACTED]		
<b>7a</b> Federal tax withheld [REDACTED]				<b>14a</b> Primary Withholding Agent's Name (if applicable) [REDACTED]		
<b>7b</b> Check if federal tax withheld was not deposited with the IRS because escrow procedures were applied (see instructions) . . . . . [REDACTED]				<b>14b</b> Primary Withholding Agent's EIN [REDACTED]		
<b>7c</b> Check if withholding occurred in subsequent year with respect to a partnership interest . . . . . [REDACTED]				<b>15</b> Check if pro-rata basis reporting [REDACTED]		
<b>8</b> Tax withheld by other agents [REDACTED]				<b>15a</b> Intermediary or flow-through entity's EIN, if any [REDACTED]	<b>15b</b> Ch. 3 status code [REDACTED]	<b>15c</b> Ch. 4 status code [REDACTED]
<b>9</b> Overwithheld tax repaid to recipient pursuant to adjustment procedures (see instructions) ( ) [REDACTED]				<b>15d</b> Intermediary or flow-through entity's name [REDACTED]		
<b>10</b> Total withholding credit (combine boxes 7a, 8, and 9) [REDACTED]				<b>15e</b> Intermediary or flow-through entity's GIIN [REDACTED]		
<b>11</b> Tax paid by withholding agent (amounts not withheld) (see instructions) [REDACTED]				<b>15f</b> Country code [REDACTED]	<b>15g</b> Foreign tax identification number, if any [REDACTED]	
<b>12a</b> Withholding agent's EIN [REDACTED]	<b>12b</b> Ch. 3 status code [REDACTED]	<b>12c</b> Ch. 4 status code [REDACTED]		<b>15h</b> Address (number and street) [REDACTED]		
<b>12d</b> Withholding agent's name [REDACTED]				<b>15i</b> City or town, state or province, country, ZIP or foreign postal code [REDACTED]		
<b>12e</b> Withholding agent's Global Intermediary Identification Number (GIIN) [REDACTED]				<b>16a</b> Payer's name [REDACTED]	<b>16b</b> Payer's TIN [REDACTED]	
<b>12f</b> Country code [REDACTED]	<b>12g</b> Foreign tax identification number, if any [REDACTED]			<b>16c</b> Payer's GIIN [REDACTED]	<b>16d</b> Ch. 3 status code [REDACTED]	<b>16e</b> Ch. 4 status code [REDACTED]
<b>12h</b> Address (number and street) [REDACTED]				<b>17a</b> State income tax withheld [REDACTED]		
<b>12i</b> City or town, state or province, country, ZIP or foreign postal code [REDACTED]				<b>17b</b> Payer's state tax no. [REDACTED]	<b>17c</b> Name of state [REDACTED]	
<b>13a</b> Recipient's name [REDACTED]	<b>13b</b> Recipient's country code [REDACTED]					
<b>13c</b> Address (number and street) [REDACTED]						
<b>13d</b> City or town, state or province, country, ZIP or foreign postal code [REDACTED]						

**Part I Recipient Information**

1 Marketplace identifier	2 Marketplace-assigned policy number	3 Policy issuer's name
4 Recipient's name	5 Recipient's SSN	6 Recipient's date of birth
7 Recipient's spouse's name	8 Recipient's spouse's SSN	9 Recipient's spouse's date of birth
10 Policy start date	11 Policy termination date	12 Street address (including apartment no.)
13 City or town	14 State or province	15 Country and ZIP or foreign postal code

**Part II Covered Individuals**

	A. Covered individual name	B. Covered individual SSN	C. Covered individual date of birth	D. Coverage start date	E. Coverage termination date
16					
17					
18					
19					
20					

**Part III Coverage Information**

Month	A. Monthly enrollment premiums	B. Monthly second lowest cost silver plan (SLCSP) premium	C. Monthly advance payment of premium tax credit
21 January			
22 February			
23 March			
24 April			
25 May			
26 June			
27 July			
28 August			
29 September			
30 October			
31 November			
32 December			
33 Annual Totals			

Form 1095-B

Department of the Treasury Internal Revenue Service

VOID CORRECTED

OMB No. 1545-2252

2022

Do not attach to your tax return. Keep for your records. Go to www.irs.gov/Form1095B for instructions and the latest information.

Part I Responsible Individual

Form fields for Part I: Name of responsible individual, Street address, City or town, State or province, Social security number, Date of birth, Country and ZIP or foreign postal code.

Part II Information About Certain Employer-Sponsored Coverage (see instructions)

Form fields for Part II: Employer name, Street address, City or town, State or province, Employer identification number (EIN), Contact telephone number, Country and ZIP or foreign postal code.

Part III Issuer or Other Coverage Provider (see instructions)

Form fields for Part III: Name, Street address, City or town, State or province, Employer identification number (EIN), Contact telephone number, Country and ZIP or foreign postal code.

Part IV Covered Individuals (Enter the information for each covered individual.)

Table with columns for individual information and months of coverage (Jan-Dec). Rows 23-28 show covered individuals with redacted information.

For Privacy Act and Paperwork Reduction Act Notice, see separate instructions.

Cat. No. 60704B

Form 1095-B (2022)

# Form 1095-C

Department of the Treasury  
Internal Revenue Service

## Employer-Provided Health Insurance Offer and Coverage

Do not attach to your tax return. Keep for your records.  
Go to [www.irs.gov/Form1095C](http://www.irs.gov/Form1095C) for instructions and the latest information.

VOID  
 CORRECTED

OMB No. 1545-2251

# 2022

### Part I Employee

1 Name of employee (first name, middle initial, last name)

2 Social security number (SSN)

7 Name of employer

Applicable Large Employer Member (Employer)

8 Employer identification number (EIN)

3 Street address (including apartment no.)

9 Street address (including room or suite no.)

10 Contact telephone number

4 City or town

5 State or province

6 Country and ZIP or foreign postal code

11 City or town

12 State or province

13 Country and ZIP or foreign postal code

### Part II Employee Offer of Coverage

All 12 Months

### Employee's Age on January 1

### Plan Start Month (enter 2-digit number):

	Jan	Feb	Mar	Apr	May	June	July	Aug	Sept	Oct	Nov	Dec
14 Offer of Coverage (enter required code)	<input checked="" type="checkbox"/>	<input checked="" type="checkbox"/>	<input checked="" type="checkbox"/>	<input checked="" type="checkbox"/>	<input checked="" type="checkbox"/>	<input checked="" type="checkbox"/>	<input checked="" type="checkbox"/>	<input checked="" type="checkbox"/>	<input checked="" type="checkbox"/>	<input checked="" type="checkbox"/>	<input checked="" type="checkbox"/>	<input checked="" type="checkbox"/>
15 Employee Required Contribution (see instructions)	\$ <input checked="" type="checkbox"/>	\$ <input checked="" type="checkbox"/>	\$ <input checked="" type="checkbox"/>	\$ <input checked="" type="checkbox"/>	\$ <input checked="" type="checkbox"/>	\$ <input checked="" type="checkbox"/>	\$ <input checked="" type="checkbox"/>	\$ <input checked="" type="checkbox"/>	\$ <input checked="" type="checkbox"/>	\$ <input checked="" type="checkbox"/>	\$ <input checked="" type="checkbox"/>	\$ <input checked="" type="checkbox"/>
16 Section 4980H Safe Harbor and Other Relief (enter code, if applicable)	<input checked="" type="checkbox"/>	<input checked="" type="checkbox"/>	<input checked="" type="checkbox"/>	<input checked="" type="checkbox"/>	<input checked="" type="checkbox"/>	<input checked="" type="checkbox"/>	<input checked="" type="checkbox"/>	<input checked="" type="checkbox"/>	<input checked="" type="checkbox"/>	<input checked="" type="checkbox"/>	<input checked="" type="checkbox"/>	<input checked="" type="checkbox"/>

17 ZIP Code

For Privacy Act and Paperwork Reduction Act Notice, see separate instructions.

Cat. No. 60705M

Form 1095-C (2022)

5050

VOID

CORRECTED

FORM 1097-BTC ISSUER'S name, street address, city or town, state or province, country, ZIP or foreign postal code, and telephone no.  [REDACTED]		<b>1</b> Total		OMB No. 1545-2197	
		\$ [REDACTED]		Form <b>1097-BTC</b>	
		<b>2a</b> Code		[REDACTED]	
		<b>2b</b> Unique identifier		For calendar year 20 ____	
FORM 1097-BTC ISSUER'S TIN		RECIPIENT'S TIN		[REDACTED]	
[REDACTED]		[REDACTED]			
RECIPIENT'S name		<b>3</b> Bond type		<b>4</b> [REDACTED]	
Street address (including apt. no.)		<b>5a</b> January		<b>5b</b> February	
		\$ [REDACTED]		\$ [REDACTED]	
City or town, state or province, country, and ZIP or foreign postal code		<b>5c</b> March		<b>5d</b> April	
		\$ [REDACTED]		\$ [REDACTED]	
Form 1097-BTC issuer is (check one):		<b>5e</b> May		<b>5f</b> June	
		\$ [REDACTED]		\$ [REDACTED]	
<input checked="" type="checkbox"/> Issuer of bond or its agent filing current year Form 1097-BTC for credit being reported  <input checked="" type="checkbox"/> An entity or a person that received or should have received a current year Form 1097-BTC and is distributing part or all of that credit to others		<b>5g</b> July		<b>5h</b> August	
		\$ [REDACTED]		\$ [REDACTED]	
		<b>5i</b> September		<b>5j</b> October	
		\$ [REDACTED]		\$ [REDACTED]	
		<b>5k</b> November		<b>5l</b> December	
		\$ [REDACTED]		\$ [REDACTED]	
		<b>6</b> Comments			

**Bond Tax Credit**

**Copy A**  
For Internal Revenue Service Center  
File with Form 1096.

For Privacy Act and Paperwork Reduction Act Notice, see the **current General Instructions for Certain Information Returns.**

**Do Not Cut or Separate Forms on This Page — Do Not Cut or Separate Forms on This Page**



VOID  CORRECTED

RECIPIENT'S/LENDER'S name, street address, city or town, state or province, country, ZIP or foreign postal code, and telephone no. [REDACTED]		OMB No. 1545-1380 Form <b>1098</b> (Rev. January 2022) For calendar year 20 ____		<p style="text-align: center;"><b>Mortgage Interest Statement</b></p> <p style="text-align: center;"><b>Copy C</b> <b>For Recipient/Lender</b></p> <p>For Privacy Act and Paperwork Reduction Act Notice, see the <b>current General Instructions for Certain Information Returns.</b></p>
		1 Mortgage interest received from payer(s)/borrower(s) \$ [REDACTED]		
RECIPIENT'S/LENDER'S TIN [REDACTED]	PAYER'S/BORROWER'S TIN [REDACTED]	2 Outstanding mortgage principal \$ [REDACTED]	3 Mortgage origination date [REDACTED]	
PAYER'S/BORROWER'S name [REDACTED]		4 Refund of overpaid interest \$ [REDACTED]	5 Mortgage insurance premiums \$ [REDACTED]	
Street address (including apt. no.) [REDACTED]		6 Points paid on purchase of principal residence \$ [REDACTED]		
City or town, state or province, country, and ZIP or foreign postal code [REDACTED]		7 <input checked="" type="checkbox"/> If address of property securing mortgage is the same as PAYER'S/BORROWER'S address, check the box, or enter the address or description in box 8.		
9 Number of properties securing the mortgage [REDACTED]	10 Other [REDACTED]	8 Address or description of property securing mortgage (see instructions) [REDACTED]		
Account number (see instructions) [REDACTED]				
		11 Mortgage acquisition date [REDACTED]		

Form **1098** (Rev. 1-2022)

www.irs.gov/Form1098

Department of the Treasury - Internal Revenue Service

7878

VOID

CORRECTED

**Contributions of Motor Vehicles, Boats, and Airplanes**

DONEE'S name, street address, city or town, state or province, country, ZIP or foreign postal code, and telephone no.  [REDACTED]	1 Date of contribution	OMB No. 1545-1959
	2a Odometer mileage	Form <b>1098-C</b> (Rev. November 2019)
	For calendar year 20 ____	

2b Year	2c Make	2d Model
[REDACTED]	[REDACTED]	[REDACTED]

DONEE'S TIN [REDACTED]	DONOR'S TIN [REDACTED]	3 Vehicle or other identification number [REDACTED]
---------------------------	---------------------------	--

DONOR'S name [REDACTED]	4a Donee certifies that vehicle was sold in arm's length transaction to unrelated party <input checked="" type="checkbox"/>
----------------------------	--

Street address (including apt. no.) [REDACTED]	4b Date of sale [REDACTED]
---	-------------------------------

City or town, state or province, country, and ZIP or foreign postal code [REDACTED]	4c Gross proceeds from sale (see instructions) \$ [REDACTED]
--	---

5a  Donee certifies that vehicle will not be transferred for money, other property, or services before completion of material improvements or significant intervening use  
[REDACTED]

5b  Donee certifies that vehicle is to be transferred to a needy individual for significantly below fair market value in furtherance of donee's charitable purpose  
[REDACTED]

5c Donee certifies the following detailed description of material improvements or significant intervening use and duration of use  
[REDACTED]

6a Did you provide goods or services in exchange for the vehicle? . . . . . ▶ Yes  No

6b Value of goods and services provided in exchange for the vehicle  
\$ [REDACTED]

6c Describe the goods and services, if any, that were provided. If this box is checked, donee certifies that the goods and services consisted solely of intangible religious benefits . . . . . ▶

7 Under the law, the donor may not claim a deduction of more than \$500 for this vehicle if this box is checked . . . . . ▶

**Copy A**

For Internal Revenue Service Center  
File with Form 1096.

For Privacy Act and Paperwork Reduction Act Notice, see the current General Instructions for Certain Information Returns.

VOID  CORRECTED

RECIPIENT'S/LENDER'S name, street address, city or town, state or province, country, ZIP or foreign postal code, and telephone number [REDACTED]		OMB No. 1545-1576 <b>2022</b> Form <b>1098-E</b>	<b>Student Loan Interest Statement</b>  <b>Copy C For Recipient</b>  For Privacy Act and Paperwork Reduction Act Notice, see the <b>2022 General Instructions for Certain Information Returns.</b>
RECIPIENT'S TIN [REDACTED]	BORROWER'S TIN [REDACTED]	<b>1</b> Student loan interest received by lender \$ [REDACTED]	
BORROWER'S name [REDACTED]  Street address (including apt. no.) [REDACTED]  City or town, state or province, country, and ZIP or foreign postal code [REDACTED]		<b>2</b> Check if box 1 does <b>not</b> include loan origination fees and/or capitalized interest, and the loan was made before September 1, 2004 . . . . . [REDACTED]	
Account number (see instructions) [REDACTED]			

Form **1098-E**

[www.irs.gov/Form1098E](http://www.irs.gov/Form1098E)

Department of the Treasury - Internal Revenue Service

VOID  CORRECTED

FILER'S name, street address, city or town, state or province, country, ZIP or foreign postal code, and telephone no.		1 Total amount required to be paid \$ [REDACTED]	OMB No. 1545-2284 Form <b>1098-F</b> (Rev. January 2022)	<b>Fines, Penalties, and Other Amounts</b>
		2 Amount to be paid for violation or potential violation \$ [REDACTED]		
		3 Restitution/remediation amount \$ [REDACTED]	For calendar year 20 ____	
FILER'S TIN	PAYER'S TIN	4 Compliance amount \$ [REDACTED]	5 Date of order/agreement [REDACTED]	<b>Copy C For Filer</b>  For Privacy Act and Paperwork Reduction Act Notice, see the <b>current General Instructions for Certain Information Returns.</b>
PAYER'S name		6 Court or entity [REDACTED]		
Street address (including apt. no.)		7 Case number [REDACTED]		
City or town, state or province, country, and ZIP or foreign postal code		8 Case name or names of parties to suit, order, or agreement [REDACTED]		
		9 Code [REDACTED]		

Form **1098-F** (Rev. 1-2022)

[www.irs.gov/Form1098F](http://www.irs.gov/Form1098F)

Department of the Treasury - Internal Revenue Service

7474

VOID  CORRECTED

ISSUER'S name, street address, city or town, state or province, country, ZIP or foreign postal code, and telephone no.	ISSUER'S TIN		OMB No. 1545-2234	
	PARTICIPANT'S TIN		Form <b>1098-Q</b> (Rev. December 2019)	
	1a Annuity amount on start date \$		For calendar year 20 ____	
	1b Annuity start date		2 Check if start date may be accelerated	
	3 Total premiums \$		4 FMV of QLAC \$	
	PARTICIPANT'S name		5a January	
Street address (including apt. no.)	5c March		5b February	
	5e May		5d April	
City or town, state or province, country, and ZIP or foreign postal code	5g July		5f June	
	5i September		5h August	
Account number (see instructions)	5k November		5j October	
	5l December			
Name of plan	Plan sponsor's EIN			

**Qualifying  
Longevity Annuity  
Contract  
Information**

**Copy A  
For  
Internal Revenue  
Service Center**

**File with Form 1096.**

For Privacy Act and Paperwork Reduction Act Notice, see the **current General Instructions for Certain Information Returns.**

VOID  CORRECTED

FILER'S name, street address, city or town, state or province, country, ZIP or foreign postal code, and telephone number [REDACTED]		1 Payments received for qualified tuition and related expenses \$ [REDACTED]	OMB No. 1545-1574 <b>2022</b> Form <b>1098-T</b>
		2 [REDACTED]	
FILER'S employer identification no. [REDACTED]	STUDENT'S TIN [REDACTED] <input type="checkbox"/>	3 [REDACTED]	
STUDENT'S name [REDACTED]		4 Adjustments made for a prior year \$ [REDACTED]	5 Scholarships or grants \$ [REDACTED]
Street address (including apt. no.) [REDACTED]		6 Adjustments to scholarships or grants for a prior year \$ [REDACTED]	7 Check if the amount in box 1 includes amounts for an academic period beginning January–March 2023 <input checked="" type="checkbox"/>
City or town, state or province, country, and ZIP or foreign postal code [REDACTED]			
Service Provider/Acct. No. (see instr.) [REDACTED]	8 Check if at least half-time student <input checked="" type="checkbox"/>	9 Check if a graduate student <input checked="" type="checkbox"/>	10 Ins. contract reimb./refund \$ [REDACTED]

**Tuition Statement**

**Copy C For Filer**

For Privacy Act and Paperwork Reduction Act Notice, see the **2022 General Instructions for Certain Information Returns.**

Form **1098-T**

[www.irs.gov/Form1098T](http://www.irs.gov/Form1098T)

Department of the Treasury - Internal Revenue Service

VOID  CORRECTED

LENDER'S name, street address, city or town, state or province, country, ZIP or foreign postal code, and telephone no.  [REDACTED]		OMB No. 1545-0877 Form <b>1099-A</b> (Rev. January 2022) For calendar year 20____		<b>Acquisition or Abandonment of Secured Property</b>  <b>Copy C For Lender</b>  For Privacy Act and Paperwork Reduction Act Notice, see the <b>current General Instructions for Certain Information Returns.</b>
LENDER'S TIN [REDACTED]	BORROWER'S TIN [REDACTED]	1 Date of lender's acquisition or knowledge of abandonment [REDACTED]	2 Balance of principal outstanding \$ [REDACTED]	
BORROWER'S name [REDACTED]		3 [REDACTED]	4 Fair market value of property \$ [REDACTED]	
Street address (including apt. no.) [REDACTED]		5 Check if the borrower was personally liable for repayment of the debt . . . . . ▶ [REDACTED]		
City or town, state or province, country, and ZIP or foreign postal code [REDACTED]		6 Description of property [REDACTED]		
Account number (see instructions) [REDACTED]				



VOID  CORRECTED

PAYER'S name, street address, city or town, state or province, country, ZIP or foreign postal code, and telephone no.			Applicable checkbox on Form 8949	OMB No. 1545-0715	<b>2022</b> Form <b>1099-B</b>	<b>Proceeds From Broker and Barter Exchange Transactions</b>
[REDACTED]			1a Description of property (Example: 100 sh. XYZ Co.) [REDACTED]			
PAYER'S TIN		RECIPIENT'S TIN	1b Date acquired	1c Date sold or disposed		<b>Copy C For Payer</b>
[REDACTED]		[REDACTED]	[REDACTED]	[REDACTED]		
1d Proceeds		1e Cost or other basis		1g Wash sale loss disallowed		
\$ [REDACTED]		\$ [REDACTED]		\$ [REDACTED]		
1f Accrued market discount		2 Short-term gain or loss		3 Check if proceeds from:		
\$ [REDACTED]		Long-term gain or loss: [REDACTED]		Collectibles [REDACTED]		
		Ordinary [REDACTED]		QOF [REDACTED]		
Street address (including apt. no.)		4 Federal income tax withheld		5 Check if noncovered security		
[REDACTED]		\$ [REDACTED]		[REDACTED]		
City or town, state or province, country, and ZIP or foreign postal code		6 Reported to IRS:		7 Check if loss is not allowed based on amount in 1d		
[REDACTED]		Gross proceeds [REDACTED]		[REDACTED]		
[REDACTED]		Net proceeds [REDACTED]		[REDACTED]		
Account number (see instructions)		2nd TIN not.	8 Profit or (loss) realized in 2022 on closed contracts		9 Unrealized profit or (loss) on open contracts—12/31/2021	
[REDACTED]		[REDACTED]	\$ [REDACTED]		\$ [REDACTED]	
CUSIP number		FATCA filing requirement	10 Unrealized profit or (loss) on open contracts—12/31/2022		11 Aggregate profit or (loss) on contracts	
[REDACTED]		[REDACTED]	\$ [REDACTED]		\$ [REDACTED]	
14 State name	15 State identification no.	16 State tax withheld		12 Check if basis reported to IRS		13 Bartering
[REDACTED]	[REDACTED]	\$ [REDACTED]		[REDACTED]		\$ [REDACTED]
		\$ [REDACTED]		[REDACTED]		\$ [REDACTED]

Form **1099-B**

[www.irs.gov/Form1099B](http://www.irs.gov/Form1099B)

Department of the Treasury - Internal Revenue Service

For Privacy Act and Paperwork Reduction Act Notice, see the **2022 General Instructions for Certain Information Returns.**

VOID  CORRECTED

CREDITOR'S name, street address, city or town, state or province, country, ZIP or foreign postal code, and telephone no. [REDACTED]		1 Date of identifiable event [REDACTED]	OMB No. 1545-1424 Form <b>1099-C</b> (Rev. January 2022)
		2 Amount of debt discharged \$ [REDACTED]	
		3 Interest, if included in box 2 \$ [REDACTED]	
CREDITOR'S TIN [REDACTED]	DEBTOR'S TIN [REDACTED]	4 Debt description [REDACTED]	
DEBTOR'S name [REDACTED] Street address (including apt. no.) [REDACTED] City or town, state or province, country, and ZIP or foreign postal code [REDACTED]			
Account number (see instructions) [REDACTED]		6 Identifiable event code [REDACTED]	7 Fair market value of property \$ [REDACTED]

**Cancellation of Debt**

**Copy C For Creditor**

For Privacy Act and Paperwork Reduction Act Notice, see the **current General Instructions for Certain Information Returns.**

7373

 VOID CORRECTED

CORPORATION'S name, street address, city or town, state or province, country, ZIP or foreign postal code, and telephone no.  [REDACTED]		1 Date of sale or exchange  [REDACTED]	OMB No. 1545-1814 Form <b>1099-CAP</b> (Rev. September 2019)	<b>Changes in Corporate Control and Capital Structure</b>	
		2 Aggregate amount rec'd* \$ [REDACTED]	For calendar year 20 ____		
CORPORATION'S TIN [REDACTED]	SHAREHOLDER'S TIN [REDACTED]	3 No. of shares exchanged [REDACTED]	4 Classes of stock exchanged [REDACTED]		<b>Copy A</b>  <b>For Internal Revenue Service Center</b>  <b>File with Form 1096.</b> For Paperwork Reduction Act Notice, see the <b>current General Instructions for Certain Information Returns.</b>
SHAREHOLDER'S name  [REDACTED]		5  * The shareholder cannot claim a loss based on the amount in box 2.			
Street address (including apt. no.)  [REDACTED]					
City or town, state or province, country, and ZIP or foreign postal code  [REDACTED]					
Account number (see instructions)  [REDACTED]					

Form **1099-CAP** (Rev. 9-2019)

Cat. No. 35115M

[www.irs.gov/Form1099CAP](http://www.irs.gov/Form1099CAP)

Department of the Treasury - Internal Revenue Service

**Do Not Cut or Separate Forms on This Page — Do Not Cut or Separate Forms on This Page**

VOID  CORRECTED

PAYER'S name, street address, city or town, state or province, country, ZIP or foreign postal code, and telephone no. [REDACTED]		1a Total ordinary dividends		OMB No. 1545-0110	
		\$ [REDACTED]		Form <b>1099-DIV</b>	
		1b Qualified dividends		(Rev. January 2022)	
PAYER'S TIN [REDACTED]		RECIPIENT'S TIN [REDACTED]		For calendar year 20__	
				2a Total capital gain distr.	
RECIPIENT'S name [REDACTED]		2c Section 1202 gain		2d Collectibles (28%) gain	
		\$ [REDACTED]		\$ [REDACTED]	
Street address (including apt. no.) [REDACTED]		2e Section 897 ordinary dividends		2f Section 897 capital gain	
		\$ [REDACTED]		\$ [REDACTED]	
City or town, state or province, country, and ZIP or foreign postal code [REDACTED]		3 Nondividend distributions		4 Federal income tax withheld	
		\$ [REDACTED]		\$ [REDACTED]	
Account number (see instructions) [REDACTED]		5 Section 199A dividends		6 Investment expenses	
		\$ [REDACTED]		\$ [REDACTED]	
11 FATCA filing requirement <input type="checkbox"/> [REDACTED]		7 Foreign tax paid		8 Foreign country or U.S. possession	
		\$ [REDACTED]			
2nd TIN not. <input type="checkbox"/> [REDACTED]		9 Cash liquidation distributions		10 Noncash liquidation distributions	
		\$ [REDACTED]		\$ [REDACTED]	
14 State		12 Exempt-interest dividends		13 Specified private activity bond interest dividends	
		\$ [REDACTED]		\$ [REDACTED]	
15 State identification no.		16 State tax withheld			
		\$ [REDACTED]		\$ [REDACTED]	

**Dividends and Distributions**

**Copy C  
For Payer**

For Privacy Act and Paperwork Reduction Act Notice, see the **current General Instructions for Certain Information Returns.**

VOID  CORRECTED

PAYER'S name, street address, city or town, state or province, country, ZIP or foreign postal code, and telephone no.  █		1 Unemployment compensation		OMB No. 1545-0120	
		\$ █		Form <b>1099-G</b> (Rev. January 2022)	
PAYER'S TIN █		RECIPIENT'S TIN █		3 Box 2 amount is for tax year	
		4 Federal income tax withheld		\$ █	
RECIPIENT'S name █  Street address (including apt. no.) █  City or town, state or province, country, and ZIP or foreign postal code █		5 RTAA payments		6 Taxable grants	
		\$ █		\$ █	
		7 Agriculture payments		8 Check if box 2 is trade or business income <input checked="" type="checkbox"/>	
Account number (see instructions) █		2nd TIN not. █		9 Market gain	
		10a State		10b State identification no.	
				11 State income tax withheld	
				\$ █	
				\$ █	

**Certain Government Payments**

**Copy C For Payer**

For Privacy Act and Paperwork Reduction Act Notice, see the **current General Instructions for Certain Information Returns.**

Form **1099-G** (Rev. 1-2022)

www.irs.gov/Form1099G

Department of the Treasury - Internal Revenue Service

9090

VOID

CORRECTED

ISSUER'S/PROVIDER'S name, street address, city or town, state or province, country, ZIP or foreign postal code, and telephone no.  [REDACTED]		1 Amount of HCTC advance payments \$ [REDACTED]	OMB No. 1545-1813  Form <b>1099-H</b> (Rev. January 2022) For calendar year 20 ____
		2 No. of mos. HCTC payments received [REDACTED]	
ISSUER'S/PROVIDER'S TIN [REDACTED]	RECIPIENT'S TIN [REDACTED]	3 Jan. \$ [REDACTED]	9 July \$ [REDACTED]
RECIPIENT'S name  [REDACTED]		4 Feb. \$ [REDACTED]	10 Aug. \$ [REDACTED]
		5 Mar. \$ [REDACTED]	11 Sept. \$ [REDACTED]
Street address (including apt. no.) [REDACTED]		6 Apr. \$ [REDACTED]	12 Oct. \$ [REDACTED]
City or town, state or province, country, and ZIP or foreign postal code [REDACTED]		7 May \$ [REDACTED]	13 Nov. \$ [REDACTED]
		8 June \$ [REDACTED]	14 Dec. \$ [REDACTED]

**Health Coverage Tax Credit (HCTC) Advance Payments**

**Copy A**  
**For Internal Revenue Service Center**

For Privacy Act and Paperwork Reduction Act Notice, see the **current General Instructions for Certain Information Returns.**

**Do Not Cut or Separate Forms on This Page — Do Not Cut or Separate Forms on This Page**

VOID  CORRECTED

PAYER'S name, street address, city or town, state or province, country, ZIP or foreign postal code, and telephone no.  [REDACTED]		Payer's RTN (optional)		OMB No. 1545-0112		<b>Interest Income</b>
		1 Interest income		Form <b>1099-INT</b> (Rev. January 2022)		
PAYER'S TIN [REDACTED]		RECIPIENT'S TIN [REDACTED]		For calendar year 20 ____		
		2 Early withdrawal penalty				<b>Copy C</b>
		3 Interest on U.S. Savings Bonds and Treasury obligations				
		4 Federal income tax withheld		5 Investment expenses		<b>For Payer</b>
		6 Foreign tax paid		7 Foreign country or U.S. possession		
		8 Tax-exempt interest		9 Specified private activity bond interest		
		10 Market discount		11 Bond premium		
		12 Bond premium on Treasury obligations		13 Bond premium on tax-exempt bond		
		14 Tax-exempt and tax credit bond CUSIP no.		15 State		
				16 State identification no.		
Account number (see instructions) [REDACTED]		2nd TIN not. [REDACTED]		17 State tax withheld		
				\$		
				\$		

For Privacy Act and Paperwork Reduction Act Notice, see the **current General Instructions for Certain Information Returns.**

VOID  CORRECTED

FILER'S name, street address, city or town, state or province, country, ZIP or foreign postal code, and telephone no.  [REDACTED]		FILER'S TIN [REDACTED]	OMB No. 1545-2205		<b>Payment Card and Third Party Network Transactions</b>		
		PAYEE'S TIN [REDACTED]	Form <b>1099-K</b> (Rev. January 2022)				
		1a Gross amount of payment card/third party network transactions \$ [REDACTED]		For calendar year 20__			
		1b Card Not Present transactions \$ [REDACTED]		2 Merchant category code [REDACTED]			
Check to indicate if FILER is a (an): Payment settlement entity (PSE) <input type="checkbox"/> Electronic Payment Facilitator (EPF)/Other third party <input type="checkbox"/>		Check to indicate transactions reported are: Payment card <input type="checkbox"/> Third party network <input type="checkbox"/>		<b>Copy C For FILER</b>  For Privacy Act and Paperwork Reduction Act Notice, see the <b>current General Instructions for Certain Information Returns.</b>			
PAYEE'S name [REDACTED]		3 Number of payment transactions [REDACTED]				4 Federal income tax withheld \$ [REDACTED]	
Street address (including apt. no.) [REDACTED]		5a January \$ [REDACTED]				5b February \$ [REDACTED]	
		5c March \$ [REDACTED]				5d April \$ [REDACTED]	
City or town, state or province, country, and ZIP or foreign postal code [REDACTED]		5e May \$ [REDACTED]				5f June \$ [REDACTED]	
		5g July \$ [REDACTED]				5h August \$ [REDACTED]	
PSE'S name and telephone number		5i September \$ [REDACTED]				5j October \$ [REDACTED]	
		5k November \$ [REDACTED]				5l December \$ [REDACTED]	
Account number (see instructions) [REDACTED]		2nd TIN not. [REDACTED]				6 State	
						7 State identification no.	
				8 State income tax withheld \$ \$			

Form **1099-K** (Rev. 1-2022)

www.irs.gov/Form1099K

Department of the Treasury - Internal Revenue Service



1616

VOID

CORRECTED

ACQUIRER'S name, street address, city or town, state or province, country, ZIP or foreign postal code, and telephone no.  [REDACTED]		1 Amount paid to payment recipient \$ [REDACTED]	OMB No. 1545-2281 Form <b>1099-LS</b> (Rev. December 2019) For calendar year 20 ____
ACQUIRER'S TIN [REDACTED]	PAYMENT RECIPIENT'S TIN [REDACTED]	Issuer's name [REDACTED]	
PAYMENT RECIPIENT'S name [REDACTED]		Acquirer's information contact name, street address, city or town, state or province, country, ZIP or foreign postal code, and telephone no. (if different from ACQUIRER)	
Street address (including apt. no.) [REDACTED]			
City or town, state or province, country, and ZIP or foreign postal code [REDACTED]			
Policy number [REDACTED]			

**Reportable Life Insurance Sale**

**Copy A**  
**For Internal Revenue Service Center File with Form 1096.**  
For Privacy Act and Paperwork Reduction Act Notice, see the **current General Instructions for Certain Information Returns.**

Form **1099-LS** (Rev. 12-2019)

Cat. No. 71383M

[www.irs.gov/Form1099LS](http://www.irs.gov/Form1099LS)

Department of the Treasury - Internal Revenue Service

**Do Not Cut or Separate Forms on This Page — Do Not Cut or Separate Forms on This Page**

9393

VOID

CORRECTED

PAYER'S name, street address, city or town, state or province, country, ZIP or foreign postal code, and telephone no. [REDACTED]		1 Gross long-term care benefits paid \$ [REDACTED]	OMB No. 1545-1519 Form <b>1099-LTC</b> (Rev. October 2019)		<b>Long-Term Care and Accelerated Death Benefits</b>  <b>Copy A</b> <b>For Internal Revenue Service Center</b> <b>File with Form 1096.</b> For Privacy Act and Paperwork Reduction Act Notice, see the <b>current General Instructions for Certain Information Returns.</b>
PAYER'S TIN [REDACTED]      POLICYHOLDER'S TIN [REDACTED]		2 Accelerated death benefits paid \$ [REDACTED]	For calendar year 20____ INSURED'S TIN [REDACTED]		
POLICYHOLDER'S name [REDACTED]		3 Check one: Per diem [REDACTED]      Reimbursed amount [REDACTED]	INSURED'S name [REDACTED]		
Street address (including apt. no.) [REDACTED]		Street address (including apt. no.) [REDACTED]			
City or town, state or province, country, and ZIP or foreign postal code [REDACTED]		City or town, state or province, country, and ZIP or foreign postal code [REDACTED]			
Account number (see instructions) [REDACTED]	4 Qualified contract (optional) <input type="checkbox"/>	5 Check, if applicable (optional): Chronically ill [REDACTED] Terminally ill [REDACTED]	Date certified [REDACTED]		

Form **1099-LTC** (Rev. 10-2019)

Cat. No. 23021Z

www.irs.gov/Form1099LTC

Department of the Treasury - Internal Revenue Service

**Do Not Cut or Separate Forms on This Page — Do Not Cut or Separate Forms on This Page**

VOID  CORRECTED

PAYER'S name, street address, city or town, state or province, country, ZIP or foreign postal code, and telephone no. [REDACTED]		1 Rents \$ [REDACTED]		OMB No. 1545-0115 Form <b>1099-MISC</b> (Rev. January 2022) For calendar year 20 ____		<b>Miscellaneous Information</b>  <b>Copy C For Payer</b>  For Privacy Act and Paperwork Reduction Act Notice, see the <b>current General Instructions for Certain Information Returns.</b>
		2 Royalties \$ [REDACTED]				
		3 Other income \$ [REDACTED]				
PAYER'S TIN [REDACTED]	RECIPIENT'S TIN [REDACTED]	5 Fishing boat proceeds \$ [REDACTED]		6 Medical and health care payments \$ [REDACTED]		
RECIPIENT'S name [REDACTED] Street address (including apt. no.) [REDACTED] City or town, state or province, country, and ZIP or foreign postal code [REDACTED]		7 Payer made direct sales totaling \$5,000 or more of consumer products to recipient for resale [REDACTED]		8 Substitute payments in lieu of dividends or interest \$ [REDACTED]		
		9 Crop insurance proceeds \$ [REDACTED]		10 Gross proceeds paid to an attorney \$ [REDACTED]		
		11 Fish purchased for resale \$ [REDACTED]		12 Section 409A deferrals \$ [REDACTED]		
[REDACTED]		13 FATCA filing requirement <input checked="" type="checkbox"/>	14 Excess golden parachute payments \$ [REDACTED]		15 Nonqualified deferred compensation \$ [REDACTED]	
Account number (see instructions)		2nd TIN not. <input type="checkbox"/>	16 State tax withheld \$ [REDACTED]		17 State/Payer's state no. [REDACTED]	
			18 State income \$ [REDACTED]			

Form **1099-MISC** (Rev. 1-2022)

www.irs.gov/Form1099MISC

Department of the Treasury - Internal Revenue Service

VOID  CORRECTED

PAYER'S name, street address, city or town, state or province, country, ZIP or foreign postal code, and telephone no.		OMB No. 1545-0116		<b>Nonemployee Compensation</b>	
		Form <b>1099-NEC</b> (Rev. January 2022)			
		For calendar year 20 ____			
PAYER'S TIN	RECIPIENT'S TIN	1 Nonemployee compensation \$		<b>Copy C For Payer</b>  For Privacy Act and Paperwork Reduction Act Notice, see the <b>current General Instructions for Certain Information Returns.</b>	
RECIPIENT'S name		2 Payer made direct sales totaling \$5,000 or more of consumer products to recipient for resale			
Street address (including apt. no.)		3			
City or town, state or province, country, and ZIP or foreign postal code		4 Federal income tax withheld \$			
Account number (see instructions)	2nd TIN not. <input type="checkbox"/>	5 State tax withheld \$	6 State/Payer's state no.		
					7 State income \$
					\$

Form **1099-NEC** (Rev. 1-2022)

[www.irs.gov/Form1099NEC](http://www.irs.gov/Form1099NEC)

Department of the Treasury - Internal Revenue Service

9696

VOID

CORRECTED

PAYER'S name, street address, city or town, state or province, country, ZIP or foreign postal code, and telephone no. [REDACTED]		1 Original issue discount for the year \$ [REDACTED]		OMB No. 1545-0117	
PAYER'S TIN [REDACTED]		RECIPIENT'S TIN [REDACTED]		Form <b>1099-OID</b> (Rev. October 2019)	
RECIPIENT'S name [REDACTED]		3 Early withdrawal penalty \$ [REDACTED]		4 Federal income tax withheld \$ [REDACTED]	
Street address (including apt. no.) [REDACTED]		5 Market discount \$ [REDACTED]		6 Acquisition premium \$ [REDACTED]	
City or town, state or province, country, and ZIP or foreign postal code [REDACTED]		7 Description [REDACTED]		8 Original issue discount on U.S. Treasury obligations \$ [REDACTED]	
Account number (see instructions) [REDACTED]		FATCA filing requirement [REDACTED]		9 Investment expenses \$ [REDACTED]	
2nd TIN not. [REDACTED]		10 Bond premium \$ [REDACTED]		11 Tax-exempt OID \$ [REDACTED]	
		12 State		13 State identification no.	
				14 State tax withheld \$ [REDACTED]	

**Original Issue Discount**

**Copy A**

**For Internal Revenue Service Center**

**File with Form 1096.**

**For Privacy Act and Paperwork Reduction Act Notice, see the current General Instructions for Certain Information Returns.**

**Do Not Cut or Separate Forms on This Page — Do Not Cut or Separate Forms on This Page**

VOID  CORRECTED

PAYER'S name, street address, city or town, state or province, country, ZIP or foreign postal code, and telephone no.  [REDACTED]		1 Patronage dividends \$ [REDACTED]	OMB No. 1545-0118  <b>2022</b> Form <b>1099-PATR</b>
		2 Nonpatronage distributions \$ [REDACTED]	
		3 Per-unit retain allocations \$ [REDACTED]	
PAYER'S TIN [REDACTED]	RECIPIENT'S TIN [REDACTED]	4 Federal income tax withheld \$ [REDACTED]	5 Redeemed nonqualified notices \$ [REDACTED]
RECIPIENT'S name [REDACTED]  Street address (including apt. no.) [REDACTED]  City or town, state or province, country, and ZIP or foreign postal code [REDACTED]		6 Section 199A(g) deduction \$ [REDACTED]	7 Qualified payments (Section 199A(b)(7)) \$ [REDACTED]
		8 Section 199A(a) qual. items \$ [REDACTED]	9 Section 199A(a) SSTB items \$ [REDACTED]
		10 Investment credit \$ [REDACTED]	11 Work opportunity credit \$ [REDACTED]
Account number (see instructions) [REDACTED]	2nd TIN not. [REDACTED]	12 Other credits and deductions \$ [REDACTED]	13 Specified Coop [REDACTED]

**Taxable Distributions Received From Cooperatives**

**Copy C For Payer**

For Privacy Act and Paperwork Reduction Act Notice, see the **2022 General Instructions for Certain Information Returns.**

Form **1099-PATR**

www.irs.gov/Form1099PATR

Department of the Treasury - Internal Revenue Service

3131

VOID

CORRECTED

PAYER'S/TRUSTEE'S name, street address, city or town, state or province, country, ZIP or foreign postal code, and telephone no.  [REDACTED]		1 Gross distribution \$ [REDACTED]	OMB No. 1545-1760 Form <b>1099-Q</b> (Rev. November 2019) For calendar year 20__
		2 Earnings \$ [REDACTED]	
PAYER'S/TRUSTEE'S TIN [REDACTED]	RECIPIENT'S TIN [REDACTED]	3 Basis \$ [REDACTED]	4 Trustee-to-trustee transfer [REDACTED]
RECIPIENT'S name [REDACTED]		5 Distribution is from: • Qualified tuition program— Private [REDACTED] or State [REDACTED] • Coverdell ESA [REDACTED]	6 Check if the recipient is not the designated beneficiary [REDACTED]
Street address (including apt. no.) [REDACTED]			
City or town, state or province, country, and ZIP or foreign postal code [REDACTED]			
Account number (see instructions) [REDACTED]			

**Payments From Qualified Education Programs (Under Sections 529 and 530)**

**Copy A For Internal Revenue Service Center**  
**File with Form 1096.**  
For Privacy Act and Paperwork Reduction Act Notice, see the **current General Instructions for Certain Information Returns.**

Form **1099-Q** (Rev. 11-2019)

Cat. No. 32223J

[www.irs.gov/Form1099Q](http://www.irs.gov/Form1099Q)

Department of the Treasury - Internal Revenue Service

**Do Not Cut or Separate Forms on This Page — Do Not Cut or Separate Forms on This Page**

1A1A

VOID

CORRECTED

PAYER'S name, street address, city or town, state or province, country, ZIP or foreign postal code, and telephone no.		1 Gross distribution	OMB No. 1545-2262  <b>2022</b>  Form <b>1099-QA</b>	<b>Distributions From ABLE Accounts</b>  <b>Copy A</b> <b>For Internal Revenue Service Center</b> <b>File with Form 1096.</b> For Privacy Act and Paperwork Reduction Act Notice, see the <b>2022 General Instructions for Certain Information Returns.</b>
		\$		
2 Earnings				
\$				
PAYER'S TIN	RECIPIENT'S TIN	3 Basis	4 Program-to-program transfer	
RECIPIENT'S name		5 Check if ABLE account terminated in 2022	6 Check if the recipient is not the designated beneficiary	
Street address (including apt. no.)				
City or town, state or province, country, and ZIP or foreign postal code				
Account number (see instructions)				

Form **1099-QA**      Cat. No. 67554X      [www.irs.gov/Form1099QA](http://www.irs.gov/Form1099QA)      Department of the Treasury - Internal Revenue Service

**Do Not Cut or Separate Forms on This Page — Do Not Cut or Separate Forms on This Page**



CORRECTED (if checked)

PAYER'S name, street address, city or town, state or province, country, ZIP or foreign postal code, and telephone no. [REDACTED]		1 Gross distribution \$ [REDACTED]		OMB No. 1545-0119 <b>2022</b> Form <b>1099-R</b>		Distributions From Pensions, Annuities, Retirement or Profit-Sharing Plans, IRAs, Insurance Contracts, etc.
PAYER'S TIN [REDACTED]		2a Taxable amount \$ [REDACTED]		2b Taxable amount not determined <input type="checkbox"/> [REDACTED] Total distribution <input type="checkbox"/> [REDACTED]		
RECIPIENT'S TIN [REDACTED]		3 Capital gain (included in box 2a) \$ [REDACTED]		4 Federal income tax withheld \$ [REDACTED]		<b>Copy B</b> <b>Report this income on your federal tax return. If this form shows federal income tax withheld in box 4, attach this copy to your return.</b>  This information is being furnished to the IRS.
RECIPIENT'S name [REDACTED]		5 Employee contributions/ Designated Roth contributions or insurance premiums \$ [REDACTED]		6 Net unrealized appreciation in employer's securities \$ [REDACTED]		
Street address (including apt. no.) [REDACTED]		7 Distribution code(s) [REDACTED]		8 Other \$ [REDACTED] %		
City or town, state or province, country, and ZIP or foreign postal code [REDACTED]		9a Your percentage of total distribution % [REDACTED]		9b Total employee contributions \$ [REDACTED]		
10 Amount allocable to IRR within 5 years \$ [REDACTED]	11 1st year of desig. Roth contrib. [REDACTED]	12 FATCA filing requirement <input type="checkbox"/> [REDACTED]	14 State tax withheld \$ [REDACTED]	15 State/Payer's state no. [REDACTED]	16 State distribution \$ [REDACTED]	
Account number (see instructions) [REDACTED]		13 Date of payment [REDACTED]	17 Local tax withheld \$ [REDACTED]	18 Name of locality [REDACTED]	19 Local distribution \$ [REDACTED]	

Form **1099-R**

www.irs.gov/Form1099R

Department of the Treasury - Internal Revenue Service

**CORRECTED** (if checked)

FILER'S name, street address, city or town, state or province, country, ZIP or foreign postal code, and telephone number  [REDACTED]		1 Date of closing  [REDACTED]	OMB No. 1545-0997  Form <b>1099-S</b> (Rev. January 2022)  For calendar year 20____	<b>Proceeds From Real Estate Transactions</b>
		2 Gross proceeds  \$ [REDACTED]		
		3 Address (including city, state, and ZIP code) or legal description  [REDACTED]		
FILER'S TIN [REDACTED]      TRANSFEROR'S TIN [REDACTED]	4 Transferor received or will receive property or services as part of the consideration (if checked) . . . . ▶ [REDACTED]	5 If checked, transferor is a foreign person (nonresident alien, foreign partnership, foreign estate, or foreign trust) . . . . . ▶ [REDACTED]		
TRANSFEROR'S name  [REDACTED]				
Street address (including apt. no.)  [REDACTED]		6 Buyer's part of real estate tax  \$ [REDACTED]		
City or town, state or province, country, and ZIP or foreign postal code  [REDACTED]		Account number (see instructions)  [REDACTED]		

**Copy B  
For Transferor**  
  
This is important tax information and is being furnished to the IRS. If you are required to file a return, a negligence penalty or other sanction may be imposed on you if this item is required to be reported and the IRS determines that it has not been reported.

9494

VOID

CORRECTED

TRUSTEE'S/PAYER'S name, street address, city or town, state or province, country, ZIP or foreign postal code, and telephone number [REDACTED]		OMB No. 1545-1517 Form <b>1099-SA</b> (Rev. November 2019) For calendar year 20	
PAYER'S TIN [REDACTED]	RECIPIENT'S TIN [REDACTED]	<b>1</b> Gross distribution \$ [REDACTED]	<b>2</b> Earnings on excess cont. \$ [REDACTED]
RECIPIENT'S name [REDACTED]		<b>3</b> Distribution code [REDACTED]	<b>4</b> FMV on date of death \$ [REDACTED]
Street address (including apt. no.) [REDACTED]		<b>5</b> HSA [REDACTED] Archer MSA [REDACTED] MA MSA [REDACTED]	[REDACTED]
City or town, state or province, country, and ZIP or foreign postal code [REDACTED]			
Account number (see instructions) [REDACTED]		[REDACTED]	

**Distributions From an HSA, Archer MSA, or Medicare Advantage MSA**

**Copy A For Internal Revenue Service Center File with Form 1096.**  
For Privacy Act and Paperwork Reduction Act Notice, see the **current General Instructions for Certain Information Returns.**

Form **1099-SA** (Rev. 11-2019)

Cat. No. 38471D

[www.irs.gov/Form1099SA](http://www.irs.gov/Form1099SA)

Department of the Treasury - Internal Revenue Service

**Do Not Cut or Separate Forms on This Page — Do Not Cut or Separate Forms on This Page**

4343

VOID

CORRECTED

ISSUER'S name, street address, city or town, state or province, country, ZIP or foreign postal code, and telephone no. [REDACTED]		1 Investment in contract \$ [REDACTED]	OMB No. 1545-2281 Form <b>1099-SB</b> (Rev. December 2019) For calendar year 20 ____	<b>Seller's Investment in Life Insurance Contract</b>
ISSUER'S TIN [REDACTED]		2 Surrender amount \$ [REDACTED]		
SELLER'S TIN [REDACTED]		ISSUER'S information contact name, street address, city or town, state or province, country, ZIP or foreign postal code, and telephone no. (if different from ISSUER) [REDACTED]		<b>Copy A For Internal Revenue Service Center File with Form 1096.</b> For Privacy Act and Paperwork Reduction Act Notice, see the <b>current General Instructions for Certain Information Returns.</b>
SELLER'S name [REDACTED]				
Street address (including apt. no.) [REDACTED]				
City or town, state or province, country, and ZIP or foreign postal code [REDACTED]				
Policy number [REDACTED]				

Form **1099-SB** (Rev. 12-2019)

Cat. No. 71384X

[www.irs.gov/Form1099SB](http://www.irs.gov/Form1099SB)

Department of the Treasury - Internal Revenue Service

**Do Not Cut or Separate Forms on This Page — Do Not Cut or Separate Forms on This Page**

CORRECTED (if checked)

TRANSFEROR'S name, street address, city or town, state or province, country, and ZIP or foreign postal code [REDACTED]		1 Date option granted [REDACTED]	OMB No. 1545-2129 <b>Form 3921</b> (Rev. October 2017)	<b>Copy B For Employee</b>  This is important tax information and is being furnished to the IRS. If you are required to file a return, a negligence penalty or other sanction may be imposed on you if this item is required to be reported and the IRS determines that it has not been reported.
		2 Date option exercised [REDACTED]		
TRANSFEROR'S TIN [REDACTED]	EMPLOYEE'S TIN [REDACTED]	3 Exercise price per share \$ [REDACTED]	4 Fair market value per share on exercise date \$ [REDACTED]	
EMPLOYEE'S name [REDACTED]  Street address (including apt. no.) [REDACTED]  City or town, state or province, country, and ZIP or foreign postal code [REDACTED]		5 No. of shares transferred [REDACTED]		
		6 If other than TRANSFEROR, name, address, and TIN of corporation whose stock is being transferred [REDACTED]		
Account number (see instructions) [REDACTED]				

Form **3921** (Rev. October 2017)

(keep for your records)

[www.irs.gov/Form3921](http://www.irs.gov/Form3921)

Department of the Treasury - Internal Revenue Service

**CORRECTED**

CORPORATION'S name, street address, city or town, state or province, country, and ZIP or foreign postal code [REDACTED]		1 Date option granted [REDACTED]	OMB No. 1545-2129 <b>Form 3922</b> (Rev. September 2016)	<b>Transfer of Stock Acquired Through an Employee Stock Purchase Plan Under Section 423(c)</b>  <b>Copy B For Employee</b>  This is important tax information and is being furnished to the Internal Revenue Service.
		2 Date option exercised [REDACTED]		
CORPORATION'S federal identification number [REDACTED]	EMPLOYEE'S identification number [REDACTED]	3 Fair market value per share on grant date \$ [REDACTED]	4 Fair market value per share on exercise date \$ [REDACTED]	
EMPLOYEE'S name [REDACTED]		5 Exercise price paid per share \$ [REDACTED]	6 No. of shares transferred [REDACTED]	
Street address (including apt. no.) [REDACTED] City or town, state or province, country, and ZIP or foreign postal code [REDACTED]		7 Date legal title transferred [REDACTED]		
		8 Exercise price per share determined as if the option was exercised on the date shown in box 1 \$ [REDACTED]		
Account number (see instructions) [REDACTED]				

Form **3922** (Rev. 9-2016)

(keep for your records)

[www.irs.gov/form3922](http://www.irs.gov/form3922)

Department of the Treasury - Internal Revenue Service

**CORRECTED** (if checked)

TRUSTEE'S or ISSUER'S name, street address, city or town, state or province, country, and ZIP or foreign postal code		1 IRA contributions (other than amounts in boxes 2-4, 8-10, 13a, and 14a)		OMB No. 1545-0747 <b>2022</b> Form <b>5498</b>		<b>IRA Contribution Information</b>  <b>Copy B</b>  <b>For Participant</b>  This information is being furnished to the IRS.
		\$				
TRUSTEE'S or ISSUER'S TIN		3 Roth IRA conversion amount		4 Recharacterized contributions		
		\$		\$		
PARTICIPANT'S TIN		5 FMV of account		6 Life insurance cost included in box 1		
PARTICIPANT'S name		7 IRA SEP SIMPLE Roth IRA		8 SEP contributions		
		\$		9 SIMPLE contributions		
Street address (including apt. no.)		10 Roth IRA contributions		11 If checked, required minimum distribution for 2023		
City or town, state or province, country, and ZIP or foreign postal code		12a RMD date		12b RMD amount		
		\$		\$		
		13a Postponed/late contrib.		13b Year		
		\$		13c Code		
Account number (see instructions)		14a Repayments		14b Code		
		\$				
		15a FMV of certain specified assets		15b Code(s)		
		\$				

Form **5498**

(keep for your records)

[www.irs.gov/Form5498](http://www.irs.gov/Form5498)

Department of the Treasury - Internal Revenue Service

7272

VOID

CORRECTED

TRUSTEE'S or ISSUER'S name, street address, city or town, state or province, country, and ZIP or foreign postal code  [REDACTED]		1 Coverdell ESA contributions	OMB No. 1545-1815  <b>2022</b>  Form <b>5498-ESA</b>
		\$ [REDACTED]	
TRUSTEE'S/ISSUER'S TIN [REDACTED]		BENEFICIARY'S TIN [REDACTED]	
		BENEFICIARY'S name [REDACTED]	
Street address (including apt. no.) [REDACTED]		[REDACTED]	
City or town, state or province, country, and ZIP or foreign postal code [REDACTED]			
Account number (see instructions) [REDACTED]			

**Coverdell ESA Contribution Information**

**Copy A**  
**For Internal Revenue Service Center**  
**File with Form 1096.**  
  
For Privacy Act and Paperwork Reduction Act Notice, see the **2022 General Instructions for Certain Information Returns.**



2727

VOID

CORRECTED

TRUSTEE'S name, street address, city or town, state or province, country, ZIP or foreign postal code, and telephone number		1 Employee or self-employed person's Archer MSA contributions made in 2022 and 2023 for 2022 \$ [REDACTED]	OMB No. 1545-1518 <b>2022</b> Form <b>5498-SA</b>	<b>HSA, Archer MSA, or Medicare Advantage MSA Information</b>  <b>Copy A</b> <b>For Internal Revenue Service Center</b> <b>File with Form 1096.</b> For Privacy Act and Paperwork Reduction Act Notice, see the <b>2022 General Instructions for Certain Information Returns.</b>
[REDACTED]		2 Total contributions made in 2022 \$ [REDACTED]		
TRUSTEE'S TIN [REDACTED]	PARTICIPANT'S TIN [REDACTED]	3 Total HSA or Archer MSA contributions made in 2023 for 2022 \$ [REDACTED]		
PARTICIPANT'S name [REDACTED]		4 Rollover contributions \$ [REDACTED]	5 Fair market value of HSA, Archer MSA, or MA MSA \$ [REDACTED]	
Street address (including apt. no.) [REDACTED]		6 HSA Archer MSA [REDACTED] MA MSA [REDACTED]		
City or town, state or province, country, and ZIP or foreign postal code [REDACTED]		[REDACTED]		
Account number (see instructions) [REDACTED]		[REDACTED]		

Form **5498-SA**

Cat. No. 38467V

www.irs.gov/Form5498SA

Department of the Treasury - Internal Revenue Service

**Do Not Cut or Separate Forms on This Page — Do Not Cut or Separate Forms on This Page**

Withholding agent's name, street address, city, state, and ZIP code [REDACTED]		1 Date of transfer [REDACTED]	<b>Statement of Withholding on Dispositions by Foreign Persons of U.S. Real Property Interests</b> OMB No. 1545-0902	
		2 Federal income tax withheld [REDACTED]		
Withholding agent's federal identification number [REDACTED]	Identification number of foreign person subject to withholding (see instructions) [REDACTED]	3 Amount realized [REDACTED]	4 Gain recognized by foreign corporation [REDACTED]	<b>Copy A For Internal Revenue Service Center</b>  For Privacy Act and Paperwork Reduction Act Notice, see the Instructions for Form 8288.
Name of person subject to withholding [REDACTED]		5 Description of property transferred [REDACTED]		
Foreign address (number, street, and apt. or suite no.) [REDACTED]		6 Person subject to withholding is: An individual <input type="checkbox"/> A corporation <input type="checkbox"/> Other (specify) ▶		
City, province or state, postal code, and country (not U.S.) [REDACTED]	7 Country code [REDACTED]	Mailing address of person subject to withholding (if different)		

Form **8288-A** (Rev. 4-2018)      Cat. No. 62261L      **Attach Copies A and B to Form 8288**      Department of the Treasury - Internal Revenue Service

## Information Return for Federal Contracts

**Submit with  
Form 8596-A.**

<b>1</b> Name and address of contractor <div style="background-color: red; width: 100px; height: 15px; margin-top: 5px;"></div>		<b>2</b> Contractor's taxpayer identification number <div style="background-color: red; width: 100px; height: 15px; margin-top: 5px;"></div>	
<b>3</b> Name of common parent, if applicable (See instructions.)		<b>4</b> Common parent's employer identification number, if applicable (See instructions.)	
<b>5</b> Name of Federal executive agency <div style="background-color: red; width: 100px; height: 15px; margin-top: 5px;"></div>		<b>6</b> Federal executive agency's employer identification number <div style="background-color: red; width: 100px; height: 15px; margin-top: 5px;"></div>	
<b>7</b> Date of contract action <div style="background-color: red; width: 100px; height: 15px; margin-top: 5px;"></div>	<b>8</b> Expected date of contract completion <div style="background-color: red; width: 100px; height: 15px; margin-top: 5px;"></div>	<b>9</b> Total amount obligated under the contract \$ <div style="background-color: red; width: 100px; height: 15px; margin-top: 5px;"></div>	
<b>10</b> Contract number <div style="background-color: red; width: 100px; height: 15px; margin-top: 5px;"></div>	<b>11</b> Agency code <div style="background-color: red; width: 100px; height: 15px; margin-top: 5px;"></div>	<b>12</b> Contract office number <div style="background-color: red; width: 100px; height: 15px; margin-top: 5px;"></div>	<b>13</b> Contract modification number <div style="background-color: red; width: 100px; height: 15px; margin-top: 5px;"></div>

### General Instructions

Section references are to the Internal Revenue Code unless otherwise noted.

**Future developments.** For the latest information about developments related to Form 8596 and its instructions, such as legislation enacted after they were published, go to [www.irs.gov/form8596](http://www.irs.gov/form8596).

**Purpose of form.** Section 6050M and Regulations section 1.6050M-1 require certain Federal executive agencies to file a return to report information about persons with whom they have entered into contracts. If you are not filing electronically and you have not made the Federal Procurement Data Center (FPDC) election, explained later, use **Forms 8596** and **8596-A**, Quarterly Transmittal of Information Returns for Federal Contracts, to furnish the required information.

**How to file.** If you file 250 or more reportable contracts during a 1-year period, you must file Form 8596 electronically for each quarter of that 1-year period. For information on filing electronically, see Pub. 1516, Specifications for Filing Form 8596, Information Return for Federal Contracts, Electronically. If you expect to enter into fewer than 250 reportable contracts during a 1-year period, you may file paper Forms 8596 and 8596-A.



*The IRS encourages you to file electronically even though you have fewer than 250 reportable contracts.*

**When to file.** You must file Forms 8596 quarterly. The due dates for each quarter are shown below. Do not file before the end of the quarter.

Quarter	Due Date
January, February, March	April 30
April, May, June	July 31
July, August, September	October 31
October, November, December	January 31

If the regular due date falls on a Saturday, Sunday, or legal holiday, file by the next business day.

**Where to file.** File Forms 8596 and 8596-A with Internal Revenue Service, Attn: 8596, Enterprise Computing Center at Martinsburg, (IRS/ECC-MTB), 230 Murall Drive, P.O. Box 1359, Kearneysville, West Virginia 25430.

**Who must file.** The head of every Federal executive agency or his or her delegate must file Forms 8596 and 8596-A to report federal contracts.

**Federal executive agency.** A Federal executive agency is (a) any executive agency, as defined in 5 U.S.C. 105, other than the Government Accountability Office, (b) any military department, as defined in 5 U.S.C. 102, and (c) the United States Postal Service and the Postal Rate Commission.

**Special rules.** If a subcontract is entered into by the Small Business Administration (SBA) under a prime contract between the SBA and a procuring agency under section 8(a) of the Small Business Act, the procuring agency, not the SBA, must file Forms 8596 and 8596-A.

A Federal Supply Schedule Contract or an Automated Data Processing Schedule Contract entered into by the General Services Administration (GSA), or a schedule contract entered into by the Department of Veterans Affairs (VA) on behalf of one or more Federal executive agencies, is not to be reported by the GSA or the VA at the time of execution. Rather, when a Federal executive agency, including the GSA or the VA, places an order under a schedule contract, then the Federal executive agency must file Forms 8596 and 8596-A.

**FPDC election.** In complying with the requirements of the Federal Procurement Data System, if you are required to submit to the FPDC the same contract information that is required by Forms 8596 and 8596-A, you may elect to have the FPDC file Forms 8596 and 8596-A on your behalf for contracts required to be reported to the FPDC. If you make the election, your agency must not file directly with the IRS to report those contracts required to be submitted to the FPDC. However, you must file with the IRS for any contracts that are required to be reported to the IRS but are not required to be submitted to the FPDC.

To make this election, attach to your FPDC submission for the quarter a signed statement that (a) the Director of the FPDC (or his or her delegate) is authorized, in accordance with an election made under 26 CFR 1.6050M-1(d)(5), on the agency's behalf, to make the required returns for that quarter and (b)

## Foreign Partner's Information Statement of Section 1446 Withholding Tax

▶ Go to [www.irs.gov/Form8805](http://www.irs.gov/Form8805) for instructions and the latest information.

For partnership's calendar year \_\_\_\_\_, or tax year beginning \_\_\_\_\_, 20\_\_\_\_, and ending \_\_\_\_\_, 20\_\_\_\_

<b>1a</b> Foreign partner's name	<b>b</b> U.S. identifying number	<b>5a</b> Name of partnership	<b>b</b> U.S. Employer Identification Number (EIN)
█	█	█	█
<b>c</b> Address (if a foreign address, see instructions)		<b>c</b> Address (if a foreign address, see instructions)	
█		█	
<b>2</b> Account number assigned by partnership (if any)		<b>6</b> Withholding agent's name. If partnership is also the withholding agent, enter "SAME" and do not complete line 7.	
█			
<b>3</b> Type of partner (specify—see instructions) ▶			
<b>4</b> Country code of partner (enter two-letter code—see instructions)		<b>7</b> Withholding agent's U.S. EIN	
█		█	
<b>8a</b> Check if the partnership identified on line 5a owns an interest in one or more partnerships . . . . . ▶			
<b>b</b> Check if any of the partnership's effectively connected taxable income (ECTI) is exempt from U.S. tax for the partner identified on line 1a ▶			
<b>9</b> Partnership's ECTI allocable to partner for the tax year (see instructions) . . . . .			<b>9</b> █
<b>10</b> Total tax credit allowed to partner under section 1446 (see instructions). <b>Individual and corporate partners:</b> Claim this amount as a credit against your U.S. income tax on Form 1040-NR, Form 1120-F, etc. . . . .			<b>10</b> █

**Schedule T—Beneficiary Information** (see instructions)

<b>11a</b> Name of beneficiary	<b>c</b> Address (if a foreign address, see instructions)
█	█
<b>b</b> U.S. identifying number of beneficiary	
█	
<b>12</b> Amount of ECTI on line 9 to be included in the beneficiary's gross income (see instructions) . . . . .	<b>12</b> █
<b>13</b> Amount of tax credit on line 10 that the beneficiary is entitled to claim on its return (see instructions) . . . . .	<b>13</b> █

Schedule K-1 (Form 1041)

Department of the Treasury Internal Revenue Service

2022

For calendar year 2022, or tax year

Final K-1

Amended K-1

OMB No. 1545-0092

beginning / / 2022 ending / /

Beneficiary's Share of Income, Deductions, Credits, etc.

See back of form and instructions.

Part I Information About the Estate or Trust

Form sections A through E: Estate's or trust's employer identification number, name, fiduciary's name, and filing status checkboxes.

Part II Information About the Beneficiary

Form sections F through H: Beneficiary's identifying number, name, and domestic/foreign beneficiary checkboxes.

Part III Beneficiary's Share of Current Year Income, Deductions, Credits, and Other Items

Table with 4 columns: Line number, Description, Amount, and Other information. Rows include interest income, dividends, capital gains, 28% rate gain, business income, rental income, and deductions.

\*See attached statement for additional information. Note: A statement must be attached showing the beneficiary's share of income and directly apportioned deductions from each business, rental real estate, and other rental activity.

For IRS Use Only

Schedule K-1 (Form 1065)

2022

Department of the Treasury Internal Revenue Service

For calendar year 2022, or tax year

beginning [redacted] / [redacted] / 2022 ending [redacted] / [redacted] / [redacted]

Partner's Share of Income, Deductions, Credits, etc. See separate instructions.

Part I Information About the Partnership

A Partnership's employer identification number [redacted]
B Partnership's name, address, city, state, and ZIP code [redacted]
C IRS center where partnership filed return:
D [ ] Check if this is a publicly traded partnership (PTP)

Part II Information About the Partner

E Partner's SSN or TIN (Do not use TIN of a disregarded entity. See instructions.) [redacted]
F Name, address, city, state, and ZIP code for partner entered in E. See instructions. [redacted]
G [ ] General partner or LLC member-manager [ ] Limited partner or other LLC member
H1 [ ] Domestic partner [ ] Foreign partner
H2 [ ] If the partner is a disregarded entity (DE), enter the partner's: TIN [redacted] Name [redacted]
I1 What type of entity is this partner?
I2 If this partner is a retirement plan (IRA/SEP/Keogh/etc.), check here [ ]
J Partner's share of profit, loss, and capital (see instructions):
Beginning Ending
Profit [redacted] % [redacted] %
Loss [redacted] % [redacted] %
Capital [redacted] % [redacted] %
Check if decrease is due to sale or exchange of partnership interest [ ]
K Partner's share of liabilities:
Beginning Ending
Nonrecourse [redacted] \$ [redacted] \$
Qualified nonrecourse financing [redacted] \$ [redacted] \$
Recourse [redacted] \$ [redacted] \$
Check this box if item K includes liability amounts from lower-tier partnerships [ ]

L Partner's Capital Account Analysis
Beginning capital account [redacted] \$
Capital contributed during the year [redacted] \$
Current year net income (loss) [redacted] \$
Other increase (decrease) (attach explanation) [redacted] \$
Withdrawals and distributions [redacted] \$ ( )
Ending capital account [redacted] \$

M Did the partner contribute property with a built-in gain (loss)?
[ ] Yes [ ] No If "Yes," attach statement. See instructions.

N Partner's Share of Net Unrecognized Section 704(c) Gain or (Loss)
Beginning [redacted] \$
Ending [redacted] \$

Part III Partner's Share of Current Year Income, Deductions, Credits, and Other Items

Table with 4 columns: Line number, Description, Line number, Description. Rows include: 1 Ordinary business income (loss), 2 Net rental real estate income (loss), 3 Other net rental income (loss), 4a Guaranteed payments for services, 4b Guaranteed payments for capital, 4c Total guaranteed payments, 5 Interest income, 6a Ordinary dividends, 6b Qualified dividends, 6c Dividend equivalents, 7 Royalties, 8 Net short-term capital gain (loss), 9a Net long-term capital gain (loss), 9b Collectibles (28%) gain (loss), 9c Unrecaptured section 1250 gain, 10 Net section 1231 gain (loss), 11 Other income (loss), 12 Section 179 deduction, 13 Other deductions, 14 Self-employment earnings (loss), 15 Credits, 16 Schedule K-3 is attached if checked, 17 Alternative minimum tax (AMT) items, 18 Tax-exempt income and nondeductible expenses, 19 Distributions, 20 Other information, 21 Foreign taxes paid or accrued.

22 [ ] More than one activity for at-risk purposes\*
23 [ ] More than one activity for passive activity purposes\*

\*See attached statement for additional information.

For IRS Use Only

Schedule K-1 (Form 1120-S)

Department of the Treasury Internal Revenue Service

2022

For calendar year 2022, or tax year

beginning [ ] / [ ] / 2022 ending [ ] / [ ] / [ ]

Shareholder's Share of Income, Deductions, Credits, etc. See separate instructions.

Part I Information About the Corporation
A Corporation's employer identification number
B Corporation's name, address, city, state, and ZIP code
C IRS Center where corporation filed return
D Corporation's total number of shares
Part II Information About the Shareholder
E Shareholder's identifying number
F Shareholder's name, address, city, state, and ZIP code
G Current year allocation percentage %
H Shareholder's number of shares
I Loans from shareholder

Table with 4 columns: Line number, Description, Line number, and Amount/Notes. Rows include 1 Ordinary business income (loss), 2 Net rental real estate income (loss), 3 Other net rental income (loss), 4 Interest income, 5a Ordinary dividends, 5b Qualified dividends, 6 Royalties, 7 Net short-term capital gain (loss), 8a Net long-term capital gain (loss), 8b Collectibles (28%) gain (loss), 8c Unrecaptured section 1250 gain, 9 Net section 1231 gain (loss), 10 Other income (loss), 11 Section 179 deduction, 12 Other deductions, 13 Credits, 14 Schedule K-3 is attached if checked, 15 Alternative minimum tax (AMT) items, 16 Items affecting shareholder basis, 17 Other information, 18 More than one activity for at-risk purposes\*, 19 More than one activity for passive activity purposes\*.

# United States Estate (and Generation-Skipping Transfer) Tax Return

OMB No. 1545-0015

Department of the Treasury  
Internal Revenue Service

► **Estate of a citizen or resident of the United States (see instructions). To be filed for decedents dying after December 31, 2018.**

► **Go to [www.irs.gov/Form706](http://www.irs.gov/Form706) for instructions and the latest information.**

<b>Part 1—Decedent and Executor</b>	<b>1a</b> Decedent's first name and middle initial (and maiden name, if any)	<b>1b</b> Decedent's last name	<b>2</b> Decedent's social security no.	
	<b>3a</b> City, town, or post office; county; state or province; country; and ZIP or foreign postal code	<b>3b</b> Year domicile established	<b>4</b> Date of birth	<b>5</b> Date of death
	<b>6a</b> Name of executor (see instructions)	<b>6b</b> Executor's address (number and street including apartment or suite no.; city, town, or post office; state or province; country; and ZIP or foreign postal code) and phone no.		
	<b>6c</b> Executor's social security number (see instructions)			
	<b>6d</b> If there are multiple executors, check here <input type="checkbox"/> and attach a list showing the names, addresses, telephone numbers, and SSNs of the additional executors.			
	<b>7a</b> Name and location of court where will was probated or estate administered			<b>7b</b> Case number
	<b>8</b> If decedent died testate, check here <input checked="" type="checkbox"/> and attach a certified copy of the will. <b>9</b> If you extended the time to file this Form 706, check here <input type="checkbox"/>			
<b>10</b> If Schedule R-1 is attached, check here <input type="checkbox"/> <b>11</b> If you are estimating the value of assets included in the gross estate on line 1 pursuant to the special rule of Reg. section 20.2010-2(a)(7)(ii), check here <input type="checkbox"/>				

<b>Part 2—Tax Computation</b>	<b>1</b> Total gross estate less exclusion (from Part 5—Recapitulation, item 13)	<b>1</b>	
	<b>2</b> Tentative total allowable deductions (from Part 5—Recapitulation, item 24)	<b>2</b>	
	<b>3a</b> Tentative taxable estate (subtract line 2 from line 1)	<b>3a</b>	
	<b>b</b> State death tax deduction	<b>3b</b>	
	<b>c</b> Taxable estate (subtract line 3b from line 3a)	<b>3c</b>	
	<b>4</b> Adjusted taxable gifts (see instructions)	<b>4</b>	
	<b>5</b> Add lines 3c and 4	<b>5</b>	
	<b>6</b> Tentative tax on the amount on line 5 from Table A in the instructions	<b>6</b>	
	<b>7</b> Total gift tax paid or payable (see instructions)	<b>7</b>	
	<b>8</b> Gross estate tax (subtract line 7 from line 6)	<b>8</b>	
	<b>9a</b> Basic exclusion amount	<b>9a</b>	
	<b>b</b> Deceased spousal unused exclusion (DSUE) amount from predeceased spouse(s), if any (from Section D, Part 6—Portability of Deceased Spousal Unused Exclusion)	<b>9b</b>	
	<b>c</b> Restored exclusion amount (see instructions)	<b>9c</b>	
	<b>d</b> Applicable exclusion amount (add lines 9a, 9b, and 9c)	<b>9d</b>	
	<b>e</b> Applicable credit amount (tentative tax on the amount in line 9d from Table A in the instructions)	<b>9e</b>	
	<b>10</b> Adjustment to applicable credit amount (May not exceed \$6,000. See instructions.)	<b>10</b>	
	<b>11</b> Allowable applicable credit amount (subtract line 10 from line 9e)	<b>11</b>	
	<b>12</b> Subtract line 11 from line 8 (but do not enter less than zero)	<b>12</b>	
	<b>13</b> Credit for foreign death taxes (from Schedule P). (Attach Form(s) 706-CE.)	<b>13</b>	
	<b>14</b> Credit for tax on prior transfers (from Schedule Q)	<b>14</b>	
<b>15</b> Total credits (add lines 13 and 14)	<b>15</b>		
<b>16</b> Net estate tax (subtract line 15 from line 12)	<b>16</b>		
<b>17</b> Generation-skipping transfer (GST) taxes payable (from Schedule R, Part 2, line 10)	<b>17</b>		
<b>18</b> Total transfer taxes (add lines 16 and 17)	<b>18</b>		
<b>19</b> Prior payments (explain in an attached statement)	<b>19</b>		
<b>20</b> Balance due (or overpayment) (subtract line 19 from line 18)	<b>20</b>		

Under penalties of perjury, I declare that I have examined this return, including accompanying schedules and statements, and to the best of my knowledge and belief, it is true, correct, and complete. Declaration of preparer (other than the executor) is based on all information of which preparer has any knowledge.

<b>Sign Here</b>	Signature of executor	Date
	Signature of executor	Date

<b>Paid Preparer Use Only</b>	Print/Type preparer's name	Preparer's signature	Date	Check <input type="checkbox"/> if self-employed	PTIN
	Firm's name ►				Firm's EIN ►
	Firm's address ►				Phone no.



Decedent's social security number

**Estate of:**

**Part 3—Elections by the Executor**

**Note:** For information on electing portability of the decedent's DSUE amount, including how to opt out of the election, see Part 6—Portability of Deceased Spousal Unused Exclusion.

**Note:** Some of the following elections may require the posting of bonds or liens.

		Yes	No
<i>Please check "Yes" or "No" for each question. See instructions.</i>			
1	Do you elect alternate valuation?	<input checked="" type="checkbox"/>	<input type="checkbox"/>
2	Do you elect special-use valuation? If "Yes," you must complete and attach Schedule A-1	<input checked="" type="checkbox"/>	<input type="checkbox"/>
3	Do you elect to pay the taxes in installments as described in section 6166? If "Yes," you must attach the additional information described in the instructions. <b>Note: By electing section 6166 installment payments, you may be required to provide security for estate tax deferred under section 6166 and interest in the form of a surety bond or a section 6324A lien.</b>	<input type="checkbox"/>	<input type="checkbox"/>
4	Do you elect to postpone the part of the taxes due to a reversionary or remainder interest as described in section 6163?	<input checked="" type="checkbox"/>	<input type="checkbox"/>

**Part 4—General Information**

**Note:** Please attach the necessary supplemental documents. **You must attach the death certificate.** See instructions.

Authorization to receive confidential tax information under Reg. section 601.504(b)(2)(i); to act as the estate's representative before the IRS; and to make written or oral presentations on behalf of the estate:

Name of representative (print or type)	State	Address (number, street, and room or suite no., city, state, and ZIP code)	
--	-------	--	--

I declare that I am the  attorney/  certified public accountant/  enrolled agent (check the applicable box) for the executor. I am not under suspension or disbarment from practice before the Internal Revenue Service and am qualified to practice in the state shown above.

Signature	CAF number	Date	Telephone number
-----------	------------	------	------------------

1 Death certificate number and issuing authority (attach a copy of the death certificate to this return).

2 Decedent's business or occupation. If retired, check here  and state decedent's former business or occupation.

3a Marital status of the decedent at time of death:  
 Married     Widow/widower     Single     Legally separated     Divorced

3b For all prior marriages, list the name and SSN of the former spouse, the date the marriage ended, and whether the marriage ended by annulment, divorce, or death. Attach additional statements of the same size if necessary.

4a Surviving spouse's name	4b Social security number	4c Amount received (see instructions)
----------------------------	---------------------------	---------------------------------------

5 Individuals (other than the surviving spouse), trusts, or other estates who receive benefits from the estate (do not include charitable beneficiaries shown in Schedule O) (see instructions).

Name of individual, trust, or estate receiving \$5,000 or more	Identifying number	Relationship to decedent	Amount (see instructions)

All unascertainable beneficiaries and those who receive less than \$5,000

**Total**

<b>If you answer "Yes" to any of the following questions, you must attach additional information as described.</b>		Yes	No
6	Is the estate filing a protective claim for refund? If "Yes," complete and attach two copies of Schedule PC for each claim.	<input type="checkbox"/>	<input type="checkbox"/>
7	Does the gross estate contain any section 2044 property (qualified terminable interest property (QTIP) from a prior gift or estate)? See instructions	<input type="checkbox"/>	<input type="checkbox"/>
8a	Have federal gift tax returns ever been filed? If "Yes," attach copies of the returns, if available, and furnish the following information.	<input type="checkbox"/>	<input type="checkbox"/>
b	Period(s) covered		
c	Internal Revenue office(s) where filed		
9a	Was there any insurance on the decedent's life that is not included on the return as part of the gross estate?	<input checked="" type="checkbox"/>	<input type="checkbox"/>
b	Did the decedent own any insurance on the life of another that is not included in the gross estate?	<input checked="" type="checkbox"/>	<input type="checkbox"/>

Decedent's social security number

Estate of:

Part 4—General Information (continued)

If you answer "Yes" to any of the following questions, you must attach additional information as described.		Yes	No
10	Did the decedent at the time of death own any property as a joint tenant with right of survivorship in which (a) one or more of the other joint tenants was someone other than the decedent's spouse, and (b) less than the full value of the property is included on the return as part of the gross estate? If "Yes," you must complete and attach Schedule E . . . . .		
11a	Did the decedent, at the time of death, own any interest in a partnership (for example, a family limited partnership), an unincorporated business, or a limited liability company; or own any stock in an inactive or closely held corporation? . . . . .		
b	If "Yes," was the value of any interest owned (from above) discounted on this estate tax return? If "Yes," see the instructions on reporting the total accumulated or effective discounts taken on Schedule F or G . . . . .		
12	Did the decedent make any transfer described in sections 2035, 2036, 2037, or 2038? See instructions. If "Yes," you must complete and attach Schedule G . . . . .		
13a	Were there in existence at the time of the decedent's death any trusts created by the decedent during his or her lifetime? . . . . .		
b	Were there in existence at the time of the decedent's death any trusts not created by the decedent under which the decedent possessed any power, beneficial interest, or trusteeship? . . . . .		
c	Was the decedent receiving income from a trust created after October 22, 1986, by a parent or grandparent? . . . . . If "Yes," was there a GST taxable termination (under section 2612) on the death of the decedent? . . . . .		
d	If there was a GST taxable termination (under section 2612), attach a statement to explain. Provide a copy of the trust or will creating the trust, and give the name, address, and phone number of the current trustee(s).		
e	Did the decedent at any time during his or her lifetime transfer or sell an interest in a partnership, limited liability company, or closely held corporation to a trust described in line 13a or 13b? . . . . . If "Yes," provide the EIN for this transferred/sold item. ▶		
14	Did the decedent ever possess, exercise, or release any general power of appointment? If "Yes," you must complete and attach Schedule H		
15	Did the decedent have an interest in or a signature or other authority over a financial account in a foreign country, such as a bank account, securities account, or other financial account? . . . . .		
16	Was the decedent, immediately before death, receiving an annuity described in the "General" paragraph of the instructions for Schedule I or a private annuity? If "Yes," you must complete and attach Schedule I . . . . .		
17	Was the decedent ever the beneficiary of a trust for which a deduction was claimed by the estate of a predeceased spouse under section 2056(b)(7) and which is not reported on this return? If "Yes," attach an explanation . . . . .		

Part 5—Recapitulation. Note: If estimating the value of one or more assets pursuant to the special rule of Reg. section 20.2010-2(a)(7)(ii), enter on both lines 10 and 23 the amount noted in the instructions for the corresponding range of values. See instructions for details.

Item no.	Gross estate	Alternate value	Value at date of death
1	Schedule A—Real Estate . . . . .	1	
2	Schedule B—Stocks and Bonds . . . . .	2	
3	Schedule C—Mortgages, Notes, and Cash . . . . .	3	
4	Schedule D—Insurance on the Decedent's Life (attach Form(s) 712) . . . . .	4	
5	Schedule E—Jointly Owned Property (attach Form(s) 712 for life insurance) . . . . .	5	
6	Schedule F—Other Miscellaneous Property (attach Form(s) 712 for life insurance) . . . . .	6	
7	Schedule G—Transfers During Decedent's Life (att. Form(s) 712 for life insurance) . . . . .	7	
8	Schedule H—Powers of Appointment . . . . .	8	
9	Schedule I—Annuities . . . . .	9	
10	Estimated value of assets subject to the special rule of Reg. section 20.2010-2(a)(7)(ii)	10	
11	Total gross estate (add items 1 through 10) . . . . .	11	
12	Schedule U—Qualified Conservation Easement Exclusion . . . . .	12	
13	Total gross estate less exclusion (subtract item 12 from item 11). Enter here and on line 1 of Part 2—Tax Computation . . . . .	13	
Item no.	Deductions	Amount	
14	Schedule J—Funeral Expenses and Expenses Incurred in Administering Property Subject to Claims . . . . .	14	
15	Schedule K—Debts of the Decedent . . . . .	15	
16	Schedule K—Mortgages and Liens . . . . .	16	
17	Total of items 14 through 16 . . . . .	17	
18	Allowable amount of deductions from item 17 (see the instructions for item 18 of the Recapitulation) . . . . .	18	
19	Schedule L—Net Losses During Administration . . . . .	19	
20	Schedule L—Expenses Incurred in Administering Property Not Subject to Claims . . . . .	20	
21	Schedule M—Bequests, etc., to Surviving Spouse . . . . .	21	
22	Schedule O—Charitable, Public, and Similar Gifts and Bequests . . . . .	22	
23	Estimated value of deductible assets subject to the special rule of Reg. section 20.2010-2(a)(7)(ii) . . . . .	23	
24	Tentative total allowable deductions (add items 18 through 23). Enter here and on line 2 of the Tax Computation	24	

<b>Estate of:</b>	<b>Decedent's social security number</b>
-------------------	--

**Part 6—Portability of Deceased Spousal Unused Exclusion (DSUE)**

**Portability Election**

A decedent with a surviving spouse elects portability of the DSUE amount, if any, by completing and timely filing this return. No further action is required to elect portability of the DSUE amount to allow the surviving spouse to use the decedent's DSUE amount.

**Section A. Opting Out of Portability**

The estate of a decedent with a surviving spouse may opt out of electing portability of the DSUE amount. Check here and do not complete Sections B and C of Part 6 only if the estate opts **NOT** to elect portability of the DSUE amount.

**Section B. Qualified Domestic Trust (QDOT)**

Are any assets of the estate being transferred to a QDOT?  **Yes**  **No**

If "Yes," the DSUE amount portable to a surviving spouse (calculated in Section C, below) is preliminary and shall be redetermined at the time of the final distribution or other taxable event imposing estate tax under section 2056A. See instructions for more details.

**Section C. DSUE Amount Portable to the Surviving Spouse** (To be completed by the estate of a decedent making a portability election.)

Complete the following calculation to determine the DSUE amount that can be transferred to the surviving spouse.

1 Enter the amount from line 9d, Part 2—Tax Computation . . . . .	<b>1</b>	
2 Reserved . . . . .	<b>2</b>	
3 Enter the value of the cumulative lifetime gifts on which tax was paid or payable. See instructions . . . . .	<b>3</b>	
4 Add lines 1 and 3 . . . . .	<b>4</b>	
5 Enter amount from line 10, Part 2—Tax Computation . . . . .	<b>5</b>	
6 Divide amount on line 5 by 40% (0.40) (do not enter less than zero) . . . . .	<b>6</b>	
7 Subtract line 6 from line 4 . . . . .	<b>7</b>	
8 Enter the amount from line 5, Part 2—Tax Computation . . . . .	<b>8</b>	
9 Subtract line 8 from line 7 (do not enter less than zero) . . . . .	<b>9</b>	
10 DSUE amount portable to surviving spouse (Enter lesser of line 9 or line 9a, Part 2—Tax Computation) . . . . .	<b>10</b>	

**Section D. DSUE Amount Received From Predeceased Spouse(s)** (To be completed by the estate of a deceased surviving spouse with DSUE amount from predeceased spouse(s))

Provide the following information to determine the DSUE amount received from deceased spouses.

A Name of Deceased Spouse (dates of death after December 31, 2010, only)	B Date of Death (enter as mm/dd/yy)	C Portability Election Made?		D If "Yes," DSUE Amount Received From Spouse	E DSUE Amount Applied by Decedent to Lifetime Gifts	F Year of Form 709 Reporting Use of DSUE Amount Listed in col. E	G Remaining DSUE Amount, if any (subtract col. E from col. D)
		Yes	No				
<b>Part 1 — DSUE RECEIVED FROM LAST DECEASED SPOUSE</b>							
<b>Part 2 — DSUE RECEIVED FROM OTHER PREDECEASED SPOUSE(S) AND USED BY DECEDENT</b>							
<b>Total</b> (for all DSUE amounts from predeceased spouse(s) applied) . . . . .							

Add the amount from Part 1, column D, and the total from Part 2, column E. Enter the result on line 9b, Part 2—Tax Computation . . . . .

<b>Estate of:</b>	<b>Decedent's social security number</b>
-------------------	--

### SCHEDULE A—Real Estate

- For jointly owned property that must be disclosed on Schedule E, see instructions.
- Real estate that is part of a sole proprietorship should be shown on Schedule F.
- Real estate that is included in the gross estate under sections 2035, 2036, 2037, or 2038 should be shown on Schedule G.
- Real estate that is included in the gross estate under section 2041 should be shown on Schedule H.
- If you elect section 2032A valuation, you must complete Schedule A and Schedule A-1.

**Note:** If the value of the gross estate, together with the amount of adjusted taxable gifts, is less than the basic exclusion amount and Form 706 is being filed solely to elect portability of the DSUE amount, consideration should be given as to whether you are required to report the value of assets eligible for the marital or charitable deduction on this schedule. See the instructions for more information. If you are not required to report the value of an asset, identify the property but make no entries in the last three columns.

Item number	Description	Alternate valuation date	Alternate value	Value at date of death
1	■	■	■	■
Total from continuation schedules or additional statements attached to this schedule . . . . .				■
<b>TOTAL</b> (Also enter on Part 5—Recapitulation, page 3, at item 1.) . . . . .				■

(If more space is needed, attach the continuation schedule from the end of this package or additional statements of the same size.)

Decedent's social security number

Estate of:

**SCHEDULE A-1 – Section 2032A Valuation**

**Part 1. Type of Election** (Before making an election, see the checklist in the instructions):

- Protective election (Reg. section 20.2032A-8(b)).** Complete Part 2, line 1, and column A of lines 3 and 4. See instructions.
- Regular election.** Complete all of Part 2 (including line 11, if applicable) and Part 3. See instructions.

Before completing Schedule A-1, see the instructions for the information and documents that must be included to make a valid election.

The election is not valid unless the agreement (that is, *Part 3. Agreement to Special Valuation Under Section 2032A*):

- Is signed by each qualified heir with an interest in the specially valued property, and
- Is attached to this return when it is filed.

**Part 2. Notice of Election** (Reg. section 20.2032A-8(a)(3))

**Note:** All real property entered on lines 2 and 3 must also be entered on Schedules A, E, F, G, or H, as applicable.

- 1 Qualified use—check one ►  Farm used for farming, or  
 Trade or business other than farming
- 2 Real property used in a qualified use, passing to qualified heirs, and to be specially valued on this Form 706.

A Schedule and item number from Form 706	B Full value (without section 2032A(b)(3)(B) adjustment)	C Adjusted value (with section 2032A(b)(3)(B) adjustment)	D Value based on qualified use (without section 2032A(b)(3)(B) adjustment)
■	■	■	■
<b>Totals</b> . . . . .			

**Attach a legal description of all property listed on line 2.**  
**Attach copies of appraisals showing the column B values for all property listed on line 2.**

- 3 Real property used in a qualified use, passing to qualified heirs, but not specially valued on this Form 706.

A Schedule and item number from Form 706	B Full value (without section 2032A(b)(3)(B) adjustment)	C Adjusted value (with section 2032A(b)(3)(B) adjustment)	D Value based on qualified use (without section 2032A(b)(3)(B) adjustment)
<b>Totals</b> . . . . .			

**If you checked "Regular election," you must attach copies of appraisals showing the column B values for all property listed on line 3.**  
*(continued on next page)*

Decedent's social security number

Estate of:

**SCHEDULE B—Stocks and Bonds**

(For jointly owned property that must be disclosed on Schedule E, see instructions.)

**Note:** If the value of the gross estate, together with the amount of adjusted taxable gifts, is less than the basic exclusion amount and Form 706 is being filed solely to elect portability of the DSUE amount, consideration should be given as to whether you are required to report the value of assets eligible for the marital or charitable deduction on this schedule. See the instructions for more information. If you are not required to report the value of an asset, identify the property but make no entries in the last four columns.

Item number	Description, including face amount of bonds or number of shares and par value for identification. Give CUSIP number. If trust, partnership, or closely held entity, give EIN.	Unit value	Alternate valuation date	Alternate value	Value at date of death
1	<div style="text-align: center;">■</div>	<div style="text-align: center;">■</div>	<div style="text-align: center;">■</div>	<div style="text-align: center;">■</div>	<div style="text-align: center;">■</div>
Total from continuation schedules (or additional statements) attached to this schedule .					<div style="text-align: center;">■</div>
<b>TOTAL</b> (Also enter on Part 5—Recapitulation, page 3, at item 2.) . . . . .					<div style="text-align: center;">■</div>

(If more space is needed, attach the continuation schedule from the end of this package or additional statements of the same size.)

Decedent's social security number

Estate of:

**SCHEDULE C – Mortgages, Notes, and Cash**

(For jointly owned property that must be disclosed on Schedule E, see instructions.)

**Note:** If the value of the gross estate, together with the amount of adjusted taxable gifts, is less than the basic exclusion amount and Form 706 is being filed solely to elect portability of the DSUE amount, consideration should be given as to whether you are required to report the value of assets eligible for the marital or charitable deduction on this schedule. See the instructions for more information. If you are not required to report the value of an asset, identify the property but make no entries in the last three columns.

Item number	Description	Alternate valuation date	Alternate value	Value at date of death
1	[REDACTED]	[REDACTED]	[REDACTED]	[REDACTED]
Total from continuation schedules (or additional statements) attached to this schedule .				[REDACTED]
<b>TOTAL</b> (Also enter on Part 5—Recapitulation, page 3, at item 3.) . . . . .				[REDACTED]

(If more space is needed, attach the continuation schedule from the end of this package or additional statements of the same size.)

Decedent's social security number

Estate of:

**SCHEDULE D—Insurance on the Decedent's Life**

You must list all policies on the life of the decedent and attach a Form 712 for each policy.

**Note:** If the value of the gross estate, together with the amount of adjusted taxable gifts, is less than the basic exclusion amount and Form 706 is being filed solely to elect portability of the DSUE amount, consideration should be given as to whether you are required to report the value of assets eligible for the marital or charitable deduction on this schedule. See the instructions for more information. If you are not required to report the value of an asset, identify the property but make no entries in the last three columns.

Item number	Description	Alternate valuation date	Alternate value	Value at date of death
1				
Total from continuation schedules (or additional statements) attached to this schedule .				
<b>TOTAL</b> (Also enter on Part 5—Recapitulation, page 3, at item 4.) . . . . .				

(If more space is needed, attach the continuation schedule from the end of this package or additional statements of the same size.)



Decedent's social security number

Estate of:

**SCHEDULE E—Jointly Owned Property**

(If you elect section 2032A valuation, you must complete Schedule E and Schedule A-1.)

**PART 1. Qualified Joint Interests—Interests Held by the Decedent and His or Her Spouse as the Only Joint Tenants (Section 2040(b)(2))**

**Note:** If the value of the gross estate, together with the amount of adjusted taxable gifts, is less than the basic exclusion amount and Form 706 is being filed solely to elect portability of the DSUE amount, consideration should be given as to whether you are required to report the value of assets eligible for the marital or charitable deduction on this schedule. See the instructions for more information. If you are not required to report the value of an asset, identify the property but make no entries in the last three columns.

Item number	Description. For securities, give CUSIP number. If trust, partnership, or closely held entity, give EIN.	Alternate valuation date	Alternate value	Value at date of death
1				
Total from continuation schedules (or additional statements) attached to this schedule . . . . .				
<b>1a</b>	Totals . . . . .	<b>1a</b>		
<b>b</b>	Amounts included in gross estate (one-half of line 1a) . . . . .	<b>1b</b>		

**PART 2. All Other Joint Interests**

**2a** State the name and address of each surviving co-tenant. If there are more than three surviving co-tenants, list the additional co-tenants on an attached statement.

Name	Address (number and street, city, state, and ZIP code)
A.	
B.	
C.	

Item number	Enter letter for co-tenant	Description (including alternate valuation date, if any). For securities, give CUSIP number. If trust, partnership, or closely held entity, give EIN	Percentage includible	Includible alternate value	Includible value at date of death
1					
Total from continuation schedules (or additional statements) attached to this schedule . . . . .					
<b>b</b>		Total other joint interests . . . . .	<b>2b</b>		
<b>3</b>		<b>Total includible joint interests</b> (add lines 1b and 2b). Also enter on Part 5—Recapitulation, page 3, at item 5 . . . . .	<b>3</b>		

(If more space is needed, attach the continuation schedule from the end of this package or additional statements of the same size.)

Decedent's social security number

Estate of:

**SCHEDULE F—Other Miscellaneous Property Not Reportable Under Any Other Schedule**

(For jointly owned property that must be disclosed on Schedule E, see instructions.)  
 (If you elect section 2032A valuation, you must complete Schedule F and Schedule A-1.)

**Note:** If the value of the gross estate, together with the amount of adjusted taxable gifts, is less than the basic exclusion amount and Form 706 is being filed solely to elect portability of the DSUE amount, consideration should be given as to whether you are required to report the value of assets eligible for the marital or charitable deduction on this schedule. See the instructions for more information. If you are not required to report the value of an asset, identify the property but make no entries in the last three columns.

<b>1</b>	Did the decedent own any works of art, items, or any collections whose artistic or collectible value at date of death exceeded \$3,000? . . . . . If "Yes," submit full details on this schedule and attach appraisals.	<b>Yes</b>	<b>No</b>
<b>2</b>	Has the decedent's estate, spouse, or any other person received (or will receive) any bonus or award as a result of the decedent's employment or death? . . . . . If "Yes," submit full details on this schedule.		
<b>3</b>	Did the decedent at the time of death have, or have access to, a safe deposit box? . . . . . If "Yes," state location, and if held jointly by decedent and another, state name and relationship of joint depositor.		

If any of the contents of the safe deposit box are omitted from the schedules in this return, explain fully why omitted.

Item number	Description. For securities, give CUSIP number. If trust, partnership, or closely held entity, give EIN	CUSIP number or EIN, where applicable	Alternate valuation date	Alternate value	Value at date of death
1	■		■	■	■
Total from continuation schedules (or additional statements) attached to this schedule . . . . .					■
<b>TOTAL</b> (Also enter on Part 5—Recapitulation, page 3, at item 6.) . . . . .					■

(If more space is needed, attach the continuation schedule from the end of this package or additional statements of the same size.)

Decedent's social security number

Estate of:

### SCHEDULE G – Transfers During Decedent's Life

(If you elect section 2032A valuation, you must complete Schedule G and Schedule A-1.)

**Note:** If the value of the gross estate, together with the amount of adjusted taxable gifts, is less than the basic exclusion amount and Form 706 is being filed solely to elect portability of the DSUE amount, consideration should be given as to whether you are required to report the value of assets eligible for the marital or charitable deduction on this schedule. See the instructions for more information. If you are not required to report the value of an asset, identify the property but make no entries in the last three columns.

Item number	Description. For securities, give CUSIP number. If trust, partnership, or closely held entity, give EIN	Alternate valuation date	Alternate value	Value at date of death
<b>A.</b>	Gift tax paid or payable by the decedent or the estate for all gifts made by the decedent or his or her spouse within 3 years before the decedent's death (section 2035(b)) . . . . .	X X X X X		
<b>B.</b>	Transfers includible under sections 2035(a), 2036, 2037, or 2038:			
<b>1</b>	■	■	■	■
Total from continuation schedules (or additional statements) attached to this schedule .				■
<b>TOTAL</b> (Also enter on Part 5—Recapitulation, page 3, at item 7.) . . . . .				■

### SCHEDULE H – Powers of Appointment

(Include "5 and 5 lapsing" powers (section 2041(b)(2)) held by the decedent.)  
 (If you elect section 2032A valuation, you must complete Schedule H and Schedule A-1.)

**Note:** If the value of the gross estate, together with the amount of adjusted taxable gifts, is less than the basic exclusion amount and Form 706 is being filed solely to elect portability of the DSUE amount, consideration should be given as to whether you are required to report the value of assets eligible for the marital or charitable deduction on this schedule. See the instructions for more information. If you are not required to report the value of an asset, identify the property but make no entries in the last three columns.

Item number	Description	Alternate valuation date	Alternate value	Value at date of death
<b>1</b>	■	■	■	■
Total from continuation schedules (or additional statements) attached to this schedule .				■
<b>TOTAL</b> (Also enter on Part 5—Recapitulation, page 3, at item 8.) . . . . .				■

(If more space is needed, attach the continuation schedule from the end of this package or additional statements of the same size.)

Decedent's social security number

Estate of:

**SCHEDULE I—Annuities**

**Note:** Generally, no exclusion is allowed for the estates of decedents dying after December 31, 1984. See instructions.

**Note:** If the value of the gross estate, together with the amount of adjusted taxable gifts, is less than the basic exclusion amount and Form 706 is being filed solely to elect portability of the DSUE amount, consideration should be given as to whether you are required to report the value of assets eligible for the marital or charitable deduction on this schedule. See the instructions for more information. If you are not required to report the value of an asset, identify the property but make no entries in the last three columns.

**A** Are you excluding from the decedent's gross estate the value of a lump-sum distribution described in section 2039(f)(2) (as in effect before its repeal by the Deficit Reduction Act of 1984)? . . . . .  
 If "Yes," you must attach the information required by the instructions.

Yes	No

Item number	Description. Show the entire value of the annuity before any exclusions	Alternate valuation date	Includible alternate value	Includible value at date of death
1	■	■	■	■
Total from continuation schedules (or additional statements) attached to this schedule . . . . .				■
<b>TOTAL</b> (Also enter on Part 5—Recapitulation, page 3, at item 9.) . . . . .				■

(If more space is needed, attach the continuation schedule from the end of this package or additional statements of the same size.)

Decedent's social security number

Estate of:

**SCHEDULE J—Funeral Expenses and Expenses Incurred in Administering Property Subject to Claims**

► Use Schedule PC to make a protective claim for refund due to an expense not currently deductible.  
For such a claim, report the expense on Schedule J but without a value in the last column.

**Note:** Do not list expenses of administering property not subject to claims on this schedule. To report those expenses, see instructions.

If executors' commissions, attorney fees, etc., are claimed and allowed as a deduction for estate tax purposes, they are not allowable as a deduction in computing the taxable income of the estate for federal income tax purposes. They are allowable as an income tax deduction on Form 1041, U.S. Income Tax Return for Estates and Trusts, if a waiver is filed to forgo the deduction on Form 706. See the Instructions for Form 1041.

Are you aware of any actual or potential reimbursement to the estate for any expense claimed as a deduction on this schedule? 

Yes	No

  
If "Yes," attach a statement describing the expense(s) subject to potential reimbursement. See instructions.

Item number	Description	Expense amount	Total amount
<b>A. Funeral expenses:</b>			
1			
Total funeral expenses . . . . .			▶

**B. Administration expenses:**

- 1 Executors' commissions—amount estimated/agreed upon/paid. (Strike out the words that do not apply.) . . . . .
- 2 Attorney fees—amount estimated/agreed upon/paid. (Strike out the words that do not apply.) . . . . .
- 3 Accountant fees—amount estimated/agreed upon/paid. (Strike out the words that do not apply.) . . . . .

Item number	Description	Expense amount	Total amount
<b>4 Miscellaneous expenses:</b>			
Total miscellaneous expenses from continuation schedules (or additional statements) attached to this schedule . . . . .			▶
Total miscellaneous expenses . . . . .			▶
<b>TOTAL</b> (Also enter on Part 5—Recapitulation, page 3, at item 14.) . . . . .			▶

(If more space is needed, attach the continuation schedule from the end of this package or additional statements of the same size.)

Decedent's social security number

Estate of:

### SCHEDULE M—Bequests, etc., to Surviving Spouse

**Note:** If the value of the gross estate, together with the amount of adjusted taxable gifts, is less than the basic exclusion amount and Form 706 is being filed solely to elect portability of the DSUE amount, consideration should be given as to whether you are required to report the value of assets eligible for the marital or charitable deduction on this schedule. See the instructions for more information. If you are not required to report the value of an asset, identify the property but make no entry in the last column.

		Yes	No
<b>1</b> Did any property pass to the surviving spouse as a result of a qualified disclaimer? . . . . . If "Yes," attach a copy of the written disclaimer required by section 2518(b).	<b>1</b>		
<b>2a</b> In what country was the surviving spouse born? _____			
<b>b</b> What is the surviving spouse's date of birth? _____			
<b>c</b> Is the surviving spouse a U.S. citizen? . . . . .	<b>2c</b>		
<b>d</b> If the surviving spouse is a naturalized citizen, when and where did the surviving spouse acquire citizenship? _____			
<b>e</b> If the surviving spouse is not a U.S. citizen, of what country is the surviving spouse a citizen? _____			
<b>3 Election Out of QTIP Treatment of Annuities.</b> Do you elect under section 2056(b)(7)(C)(ii) not to treat as qualified terminable interest property any joint and survivor annuities that are included in the gross estate and would otherwise be treated as qualified terminable interest property under section 2056(b)(7)(C)? See instructions	<b>3</b>		

Item number	Description of property interests passing to surviving spouse. For securities, give CUSIP number. If trust, partnership, or closely held entity, give EIN	Amount
QTIP property:		
<b>A1</b>		<div style="width: 20px; height: 20px; background-color: red; margin: auto;"></div>
All other property:		
<b>B1</b>		
Total from continuation schedules (or additional statements) attached to this schedule . . . . .		
<b>4</b>	<b>Total</b> amount of property interests listed on Schedule M . . . . .	<b>4</b>
<b>5a</b>	Federal estate taxes payable out of property interests listed on Schedule M . . . . .	
<b>b</b>	Other death taxes payable out of property interests listed on Schedule M . . . . .	
<b>c</b>	Federal and state GST taxes payable out of property interests listed on Schedule M . . . . .	
<b>d</b>	Add items 5a, 5b, and 5c . . . . .	<b>5d</b>
<b>6</b>	Net amount of property interests listed on Schedule M (subtract item 5d from item 4). Also enter on Part 5—Recapitulation, page 3, at item 21 . . . . .	<b>6</b>

(If more space is needed, attach the continuation schedule from the end of this package or additional statements of the same size.)

Decedent's social security number

Estate of:

**SCHEDULE O – Charitable, Public, and Similar Gifts and Bequests**

**Note:** If the value of the gross estate, together with the amount of adjusted taxable gifts, is less than the basic exclusion amount and Form 706 is being filed solely to elect portability of the DSUE amount, consideration should be given as to whether you are required to report the value of assets eligible for the marital or charitable deduction on this schedule. See the instructions for more information. If you are not required to report the value of an asset, identify the property but make no entry in the last column.

	Yes	No
<b>1a</b> If the transfer was made by will, has any action been instituted to contest or have interpreted any of its provisions affecting the charitable deductions claimed in this schedule? . . . . . If "Yes," full details must be submitted with this schedule.		
<b>b</b> According to the information and belief of the person or persons filing this return, is any such action planned? . . . . . If "Yes," full details must be submitted with this schedule.		
<b>2</b> Did any property pass to charity as the result of a qualified disclaimer? . . . . . If "Yes," attach a copy of the written disclaimer required by section 2518(b).		

Item number	Name and address of beneficiary	Character of institution	Amount
<b>1</b>		■	■
Total from continuation schedules (or additional statements) attached to this schedule . . . . .			

<b>3</b> Total . . . . .		<b>3</b>	■
<b>4a</b> Federal estate tax payable out of property interests listed above . . . . .	<b>4a</b>		
<b>b</b> Other death taxes payable out of property interests listed above . . . . .	<b>4b</b>		
<b>c</b> Federal and state GST taxes payable out of property interests listed above . . . . .	<b>4c</b>		
<b>d</b> Add items 4a, 4b, and 4c . . . . .		<b>4d</b>	
<b>5</b> Net value of property interests listed above (subtract item 4d from item 3). Also enter on Part 5—Recapitulation, page 3, at item 22 . . . . .		<b>5</b>	

(If more space is needed, attach the continuation schedule from the end of this package or additional statements of the same size.)

**United States Gift (and Generation-Skipping Transfer) Tax Return**

OMB No. 1545-0020

Go to [www.irs.gov/Form709](http://www.irs.gov/Form709) for instructions and the latest information.

(For gifts made during calendar year 2022)

See instructions.

**2022**

<b>Part 1 — General Information</b>	<b>1</b> Donor's first name and middle initial	<b>2</b> Donor's last name	<b>3</b> Donor's social security number		
	<b>4</b> Address (number, street, and apartment number)	<b>5</b> Legal residence (domicile)			
	<b>6</b> City or town, state or province, country, and ZIP or foreign postal code		<b>7</b> Citizenship (see instructions)		
	<b>8</b> If the donor died during the year, check here <input type="checkbox"/> and enter date of death _____	<b>Yes</b>	<b>No</b>		
	<b>9</b> If you extended the time to file this Form 709, check here <input type="checkbox"/>	<input type="checkbox"/>	<input type="checkbox"/>		
	<b>10</b> Enter the total number of donees listed on Schedule A. Count each person only once:			<input type="checkbox"/>	<input type="checkbox"/>
	<b>11a</b> Have you (the donor) previously filed a Form 709 (or 709-A) for any other year? If "No," skip line 11b				<input type="checkbox"/>
<b>b</b> Has your address changed since you last filed Form 709 (or 709-A)?				<input type="checkbox"/>	
<b>12 Gifts by husband or wife to third parties.</b> Do you consent to have the gifts (including generation-skipping transfers) made by you and by your spouse to third parties during the calendar year considered as made one-half by each of you? (See instructions.) (If the answer is "Yes," the following information must be furnished and your spouse must sign the consent shown below. <b>If the answer is "No," skip lines 13–18.</b> )					
<b>13</b> Name of consenting spouse	<input type="checkbox"/>	<b>14</b> SSN	<input type="checkbox"/>	<input type="checkbox"/>	
<b>15</b> Were you married to one another during the entire calendar year? See instructions					
<b>16</b> If line 15 is "No," check whether <input type="checkbox"/> married <input type="checkbox"/> divorced or <input type="checkbox"/> widowed/deceased, and give date. See instructions:					
<b>17</b> Will a gift tax return for this year be filed by your spouse? If "Yes," mail both returns in the same envelope					
<b>18 Consent of Spouse.</b> I consent to have the gifts (and generation-skipping transfers) made by me and by my spouse to third parties during the calendar year considered as made one-half by each of us. We are both aware of the joint and several liability for tax created by the execution of this consent.					
<b>Consenting spouse's signature:</b>			<b>Date:</b>		
<b>19</b> Have you applied a DSUE amount received from a predeceased spouse to a gift or gifts reported on this or a previous Form 709? If "Yes," complete Schedule C					
<b>Part 2 — Tax Computation</b>	<b>1</b> Enter the amount from Schedule A, Part 4, line 11	<b>1</b>			
	<b>2</b> Enter the amount from Schedule B, line 3	<b>2</b>			
	<b>3</b> Total taxable gifts. Add lines 1 and 2	<b>3</b>			
	<b>4</b> Tax computed on amount on line 3 (see <i>Table for Computing Gift Tax</i> in instructions)	<b>4</b>			
	<b>5</b> Tax computed on amount on line 2 (see <i>Table for Computing Gift Tax</i> in instructions)	<b>5</b>			
	<b>6</b> Balance. Subtract line 5 from line 4	<b>6</b>			
	<b>7</b> Applicable credit amount. If donor has DSUE amount from predeceased spouse(s) or Restored Exclusion Amount, enter amount from Schedule C, line 5; otherwise, see instructions	<b>7</b>			
	<b>8</b> Enter the applicable credit against tax allowable for all prior periods (from Sch. B, line 1, col. C)	<b>8</b>			
	<b>9</b> Balance. Subtract line 8 from line 7. Do not enter less than zero	<b>9</b>			
	<b>10</b> Enter 20% (0.20) of the amount allowed as a specific exemption for gifts made after September 8, 1976, and before January 1, 1977. See instructions	<b>10</b>			
	<b>11</b> Balance. Subtract line 10 from line 9. Do not enter less than zero	<b>11</b>			
	<b>12</b> Applicable credit. Enter the smaller of line 6 or line 11	<b>12</b>			
	<b>13</b> Credit for foreign gift taxes (see instructions)	<b>13</b>			
<b>14</b> Total credits. Add lines 12 and 13	<b>14</b>				
<b>15</b> Balance. Subtract line 14 from line 6. Do not enter less than zero	<b>15</b>				
<b>16</b> Generation-skipping transfer taxes (from Schedule D, Part 3, col. G, total)	<b>16</b>				
<b>17</b> Total tax. Add lines 15 and 16	<b>17</b>				
<b>18</b> Gift and generation-skipping transfer taxes prepaid with extension of time to file	<b>18</b>				
<b>19</b> If line 18 is less than line 17, enter <b>balance due</b> . See instructions	<b>19</b>				
<b>20</b> If line 18 is greater than line 17, enter <b>amount to be refunded</b>	<b>20</b>				
<b>Sign Here</b>	Under penalties of perjury, I declare that I have examined this return, including any accompanying schedules and statements, and to the best of my knowledge and belief, it is true, correct, and complete. Declaration of preparer (other than donor) is based on all information of which preparer has any knowledge.				
	<input type="checkbox"/>	May the IRS discuss this return with the preparer shown below? See instructions. <input type="checkbox"/> Yes <input type="checkbox"/> No			
	Signature of donor	Date			
<b>Paid Preparer Use Only</b>	Print/Type preparer's name	Preparer's signature	Date	Check <input type="checkbox"/> if self-employed	
	Firm's name	Firm's EIN		PTIN	
	Firm's address	Phone no.			



**SCHEDULE A Computation of Taxable Gifts** (including transfers in trust) (see instructions)

**A** Does the value of any item listed on Schedule A reflect any valuation discount? If "Yes," attach explanation . . . . . Yes  No

**B**  Check here if you elect under section 529(c)(2)(B) to treat any contributions made this year to a qualified tuition program as made ratably over a 5-year period beginning this year. See instructions. Attach explanation.

**Part 1—Gifts Subject Only to Gift Tax.** Gifts less political organization, medical, and educational exclusions. See instructions.

A Item number	B • Donee's name and address • Relationship to donor (if any) • Description of gift • If the gift was of securities, give CUSIP no. • If closely held entity, give EIN	C	D Donor's adjusted basis of gift	E Date of gift	F Value at date of gift	G For split gifts, enter 1/2 of column F	H Net transfer (subtract col. G from col. F)
1	<input checked="" type="checkbox"/>			<input checked="" type="checkbox"/>	<input checked="" type="checkbox"/>		<input checked="" type="checkbox"/>

Gifts made by spouse—complete **only** if you are splitting gifts with your spouse and he/she also made gifts.

	<input checked="" type="checkbox"/>						

**Total of Part 1.** Add amounts from Part 1, column H . . . . .

**Part 2—Direct Skips.** Gifts that are direct skips and are subject to both gift tax and generation-skipping transfer tax. You must list the gifts in chronological order.

A Item number	B • Donee's name and address • Relationship to donor (if any) • Description of gift • If the gift was of securities, give CUSIP no. • If closely held entity, give EIN	C 2632(b) election out	D Donor's adjusted basis of gift	E Date of gift	F Value at date of gift	G For split gifts, enter 1/2 of column F	H Net transfer (subtract col. G from col. F)
1							

Gifts made by spouse—complete **only** if you are splitting gifts with your spouse and he/she also made gifts.


**Total of Part 2.** Add amounts from Part 2, column H . . . . .

**Part 3—Indirect Skips and Other Transfers in Trust.** Gifts to trusts that are indirect skips as defined under section 2632(c) or to trusts that are currently subject to gift tax and may later be subject to generation-skipping transfer tax. You must list these gifts in chronological order.

A Item number	B • Donee's name and address • Relationship to donor (if any) • Description of gift • If the gift was of securities, give CUSIP no. • If closely held entity, give EIN	C 2632(c) election	D Donor's adjusted basis of gift	E Date of gift	F Value at date of gift	G For split gifts, enter 1/2 of column F	H Net transfer (subtract col. G from col. F)
1							

Gifts made by spouse—complete **only** if you are splitting gifts with your spouse and he/she also made gifts.


**Total of Part 3.** Add amounts from Part 3, column H . . . . .

(If more space is needed, attach additional statements.)

**Part 4—Taxable Gift Reconciliation**

<b>1</b>	Total value of gifts of donor. Add totals from column H of Parts 1, 2, and 3 . . . . .	<b>1</b>	
<b>2</b>	Total annual exclusions for gifts listed on line 1 (see instructions) . . . . .	<b>2</b>	
<b>3</b>	Total included amount of gifts. Subtract line 2 from line 1 . . . . .	<b>3</b>	
<b>Deductions</b> (see instructions)			
<b>4</b>	Gifts of interests to spouse for which a marital deduction will be claimed, based on item numbers _____ of Schedule A . . . . .	<b>4</b>	
<b>5</b>	Exclusions attributable to gifts on line 4 . . . . .	<b>5</b>	
<b>6</b>	Marital deduction. Subtract line 5 from line 4 . . . . .	<b>6</b>	
<b>7</b>	Charitable deduction, based on item numbers _____ less exclusions . . . . .	<b>7</b>	
<b>8</b>	Total deductions. Add lines 6 and 7 . . . . .	<b>8</b>	
<b>9</b>	Subtract line 8 from line 3 . . . . .	<b>9</b>	
<b>10</b>	Generation-skipping transfer taxes payable with this Form 709 (from Schedule D, Part 3, col. G, total) . . . . .	<b>10</b>	
<b>11</b>	<b>Taxable gifts.</b> Add lines 9 and 10. Enter here and on page 1, Part 2—Tax Computation, line 1 . . . . .	<b>11</b>	

**Terminable Interest (QTIP) Marital Deduction.** (See instructions for Schedule A, Part 4, line 4.)

If a trust (or other property) meets the requirements of qualified terminable interest property under section 2523(f), and:

- a. The trust (or other property) is listed on Schedule A; and
- b. The value of the trust (or other property) is entered in whole or in part as a deduction on Schedule A, Part 4, line 4, then the donor shall be deemed to have made an election to have such trust (or other property) treated as qualified terminable interest property under section 2523(f).

If less than the entire value of the trust (or other property) that the donor has included in Parts 1 and 3 of Schedule A is entered as a deduction on line 4, the donor shall be considered to have made an election only as to a fraction of the trust (or other property). The numerator of this fraction is equal to the amount of the trust (or other property) deducted on Schedule A, Part 4, line 6. The denominator is equal to the total value of the trust (or other property) listed in Parts 1 and 3 of Schedule A.

If you make the QTIP election, the terminable interest property involved will be included in your spouse’s gross estate upon his or her death (section 2044). See instructions for line 4 of Schedule A. If your spouse disposes (by gift or otherwise) of all or part of the qualifying life income interest, he or she will be considered to have made a transfer of the entire property that is subject to the gift tax. See *Transfer of Certain Life Estates Received From Spouse* in the instructions.

**12 Election Out of QTIP Treatment of Annuities**

Check here if you elect under section 2523(f)(6) **not** to treat as qualified terminable interest property any joint and survivor annuities that are reported on Schedule A and would otherwise be treated as qualified terminable interest property under section 2523(f). See instructions. Enter the item numbers from Schedule A for the annuities for which you are making this election:

**SCHEDULE B Gifts From Prior Periods**

If you answered “Yes” on line 11a of page 1, Part 1, see the instructions for completing Schedule B. If you answered “No,” skip to the Tax Computation on page 1 (or Schedule C or D, if applicable). Complete Schedule A before beginning Schedule B. See instructions for recalculation of the column C amounts. Attach calculations.

<b>A</b> Calendar year or calendar quarter (see instructions)	<b>B</b> Internal Revenue office where prior return was filed	<b>C</b> Amount of applicable credit (unified credit) against gift tax for periods after December 31, 1976	<b>D</b> Amount of specific exemption for prior periods ending before January 1, 1977	<b>E</b> Amount of taxable gifts
<b>1</b>	Totals for prior periods . . . . .	<b>1</b>		
<b>2</b>	Amount, if any, by which total specific exemption, line 1, column D, is more than \$30,000 . . . . .		<b>2</b>	
<b>3</b>	Total amount of taxable gifts for prior periods. Add amount on line 1, column E, and amount, if any, on line 2. Enter here and on page 1, Part 2—Tax Computation, line 2 . . . . .		<b>3</b>	

(If more space is needed, attach additional statements.)

**SCHEDULE C Deceased Spousal Unused Exclusion (DSUE) Amount and Restored Exclusion**

Provide the following information to determine the DSUE amount and applicable credit received from prior spouses. Complete Schedule A before beginning Schedule C.

A Name of deceased spouse (dates of death after December 31, 2010, only)	B Date of death	C Portability election made?		D If "Yes," DSUE amount received from spouse	E DSUE amount applied by donor to lifetime gifts (list current and prior gifts)	F Date of gift(s) (enter as mm/dd/yy for Part 1 and as yyyy for Part 2)	
		Yes	No				
<b>Part 1—DSUE RECEIVED FROM LAST DECEASED SPOUSE</b>							
<b>Part 2—DSUE RECEIVED FROM PREDECEASED SPOUSE(S)</b>							
<b>TOTAL</b> (for all DSUE amounts applied from column E for Part 1 and Part 2)							
<b>1</b>	Donor's basic exclusion amount (see instructions)					<b>1</b>	
<b>2</b>	Total from column E, Parts 1 and 2					<b>2</b>	
<b>3</b>	Restored Exclusion Amount (see instructions)					<b>3</b>	
<b>4</b>	Add lines 1, 2, and 3					<b>4</b>	
<b>5</b>	Applicable credit on amount in line 4 (see <i>Table for Computing Gift Tax</i> in the instructions). Enter here and on line 7, Part 2—Tax Computation					<b>5</b>	

**SCHEDULE D Computation of Generation-Skipping Transfer Tax**

**Note:** Inter vivos direct skips that are completely excluded by the GST exemption must still be fully reported (including value and exemptions claimed) on Schedule D.

**Part 1—Generation-Skipping Transfers.** List items from Schedule A first, then items to be reported on Schedule D, including any transfers subject to an Estate Tax Inclusion Period (ETIP).

A Item number (from Schedule A, Part 2, col. A, then ETIP transfers, if any)	B Description (only for ETIP transfers)	C Value (from Schedule A, Part 2, col. H, or close of ETIP described in col. B)	D Nontaxable portion of transfer	E Net transfer (subtract col. D from col. C)
<b>1</b>				
Gifts made by spouse (for gift splitting only)				

(If more space is needed, attach additional statements.)

**Part 2—GST Exemption Reconciliation (Section 2631) and Section 2652(a)(3) Election**

Check here  if you are making a section 2652(a)(3) (special QTIP) election. See instructions.

Enter the item numbers from Schedule A of the gifts for which you are making this election: \_\_\_\_\_

1 Maximum allowable exemption (see instructions) . . . . .	<b>1</b>	
2 Total exemption used for periods before filing this return . . . . .	<b>2</b>	
3 Exemption available for this return. Subtract line 2 from line 1 . . . . .	<b>3</b>	
4 Exemption claimed on this return from Part 3, column C, total below . . . . .	<b>4</b>	
5 Automatic allocation of exemption to transfers reported on Schedule A, Part 3. To opt out of the automatic allocation rules, you must attach an <b>“Election Out”</b> statement. See instructions . . . . .	<b>5</b>	
6 Exemption allocated to transfers not shown on line 4 or line 5 above. <b>You must attach a “Notice of Allocation.”</b> See instructions . . . . .	<b>6</b>	
7 Add lines 4, 5, and 6 . . . . .	<b>7</b>	
8 Exemption available for future transfers. Subtract line 7 from line 3 . . . . .	<b>8</b>	

**Part 3—Tax Computation**

<b>A</b> Item number (from Schedule D, Part 1)	<b>B</b> Net transfer (from Schedule D, Part 1, col. E)	<b>C</b> GST exemption allocated	<b>D</b> Divide col. C by col. B	<b>E</b> Inclusion ratio (Subtract col. D from 1.000)	<b>F</b> Applicable rate (multiply col. E by 40% (0.40))	<b>G</b> Generation-skipping transfer tax (multiply col. B by col. F)
<b>1</b>						
Total exemption claimed. Enter here and on Part 2, line 4, above. May not exceed Part 2, line 3, above . . . . .			<b>Total generation-skipping transfer tax.</b> Enter here; on page 3, Schedule A, Part 4, line 10; and on page 1, Part 2—Tax Computation, line 16 . . . . .			

*(If more space is needed, attach additional statements.)*

**Return of Organization Exempt From Income Tax**

Under section 501(c), 527, or 4947(a)(1) of the Internal Revenue Code (except private foundations)

**2022**

Department of the Treasury  
Internal Revenue Service

**Do not enter social security numbers on this form as it may be made public.**  
Go to [www.irs.gov/Form990](http://www.irs.gov/Form990) for instructions and the latest information.

**Open to Public Inspection**

**A For the 2022 calendar year, or tax year beginning** , 2022, and ending , 20

**B** Check if applicable:  
 Address change  
 Name change  
 Initial return  
 Final return/terminated  
 Amended return  
 Application pending

**C** Name of organization  
 Doing business as  
 Number and street (or P.O. box if mail is not delivered to street address) Room/suite  
 City or town, state or province, country, and ZIP or foreign postal code

**D** Employer identification number  
**E** Telephone number  
**G** Gross receipts \$

**F** Name and address of principal officer:  
**H(a)** Is this a group return for subordinates?  Yes  No  
**H(b)** Are all subordinates included?  Yes  No  
 If "No," attach a list. See instructions.  
**H(c)** Group exemption number

**I** Tax-exempt status:  501(c)(3)  501(c) ( ) (insert no.)  4947(a)(1) or  527

**J** Website:

**K** Form of organization:  Corporation  Trust  Association  Other  
**L** Year of formation:  
**M** State of legal domicile:

**Part I Summary**

<b>Activities &amp; Governance</b>	<b>1</b> Briefly describe the organization's mission or most significant activities: _____		
	<b>2</b> Check this box <input type="checkbox"/> if the organization discontinued its operations or disposed of more than 25% of its net assets.		
	<b>3</b> Number of voting members of the governing body (Part VI, line 1a) . . . . .	<b>3</b>	
	<b>4</b> Number of independent voting members of the governing body (Part VI, line 1b) . . . . .	<b>4</b>	
	<b>5</b> Total number of individuals employed in calendar year 2022 (Part V, line 2a) . . . . .	<b>5</b>	
	<b>6</b> Total number of volunteers (estimate if necessary) . . . . .	<b>6</b>	
	<b>7a</b> Total unrelated business revenue from Part VIII, column (C), line 12 . . . . .	<b>7a</b>	
<b>b</b> Net unrelated business taxable income from Form 990-T, Part I, line 11 . . . . .	<b>7b</b>		
<b>Revenue</b>	<b>8</b> Contributions and grants (Part VIII, line 1h) . . . . .	Prior Year	Current Year
	<b>9</b> Program service revenue (Part VIII, line 2g) . . . . .		
	<b>10</b> Investment income (Part VIII, column (A), lines 3, 4, and 7d) . . . . .		
	<b>11</b> Other revenue (Part VIII, column (A), lines 5, 6d, 8c, 9c, 10c, and 11e) . . . . .		
	<b>12</b> Total revenue—add lines 8 through 11 (must equal Part VIII, column (A), line 12)		
	<b>Expenses</b>	<b>13</b> Grants and similar amounts paid (Part IX, column (A), lines 1–3) . . . . .	
<b>14</b> Benefits paid to or for members (Part IX, column (A), line 4) . . . . .			
<b>15</b> Salaries, other compensation, employee benefits (Part IX, column (A), lines 5–10)			
<b>16a</b> Professional fundraising fees (Part IX, column (A), line 11e) . . . . .			
<b>b</b> Total fundraising expenses (Part IX, column (D), line 25) _____			
<b>17</b> Other expenses (Part IX, column (A), lines 11a–11d, 11f–24e) . . . . .			
<b>18</b> Total expenses. Add lines 13–17 (must equal Part IX, column (A), line 25) . . . . .			
<b>19</b> Revenue less expenses. Subtract line 18 from line 12 . . . . .			
<b>Net Assets or Fund Balances</b>	<b>20</b> Total assets (Part X, line 16) . . . . .	Beginning of Current Year	End of Year
	<b>21</b> Total liabilities (Part X, line 26) . . . . .		
	<b>22</b> Net assets or fund balances. Subtract line 21 from line 20 . . . . .		

**Part II Signature Block**

Under penalties of perjury, I declare that I have examined this return, including accompanying schedules and statements, and to the best of my knowledge and belief, it is true, correct, and complete. Declaration of preparer (other than officer) is based on all information of which preparer has any knowledge.

**Sign Here**

Signature of officer \_\_\_\_\_ Date \_\_\_\_\_

Type or print name and title \_\_\_\_\_

**Paid Preparer Use Only**

Print/Type preparer's name \_\_\_\_\_ Preparer's signature \_\_\_\_\_ Date \_\_\_\_\_ Check  if self-employed PTIN \_\_\_\_\_

Firm's name \_\_\_\_\_ Firm's EIN \_\_\_\_\_

Firm's address \_\_\_\_\_ Phone no. \_\_\_\_\_

May the IRS discuss this return with the preparer shown above? See instructions . . . . .  Yes  No

**Part III Statement of Program Service Accomplishments**

Check if Schedule O contains a response or note to any line in this Part III

**1** Briefly describe the organization's mission: [REDACTED]  
.....  
.....  
.....

**2** Did the organization undertake any significant program services during the year which were not listed on the prior Form 990 or 990-EZ?  **Yes**  **No**  
If "Yes," describe these new services on Schedule O.

**3** Did the organization cease conducting, or make significant changes in how it conducts, any program services?  **Yes**  **No**  
If "Yes," describe these changes on Schedule O.

**4** Describe the organization's program service accomplishments for each of its three largest program services, as measured by expenses. Section 501(c)(3) and 501(c)(4) organizations are required to report the amount of grants and allocations to others, the total expenses, and revenue, if any, for each program service reported.

**4a** (Code: \_\_\_\_\_) (Expenses \$ \_\_\_\_\_ including grants of \$ \_\_\_\_\_) (Revenue \$ \_\_\_\_\_)  
.....  
.....  
.....  
.....  
.....  
.....  
.....  
.....  
.....  
.....

**4b** (Code: \_\_\_\_\_) (Expenses \$ \_\_\_\_\_ including grants of \$ \_\_\_\_\_) (Revenue \$ \_\_\_\_\_)  
.....  
.....  
.....  
.....  
.....  
.....  
.....  
.....  
.....  
.....

**4c** (Code: \_\_\_\_\_) (Expenses \$ \_\_\_\_\_ including grants of \$ \_\_\_\_\_) (Revenue \$ \_\_\_\_\_)  
.....  
.....  
.....  
.....  
.....  
.....  
.....  
.....  
.....  
.....

**4d** Other program services (Describe on Schedule O.)  
(Expenses \$ \_\_\_\_\_ including grants of \$ \_\_\_\_\_) (Revenue \$ \_\_\_\_\_)

**4e** Total program service expenses

**Part IV Checklist of Required Schedules**

	Yes	No
<b>1</b> Is the organization described in section 501(c)(3) or 4947(a)(1) (other than a private foundation)? <i>If "Yes," complete Schedule A . . . . .</i>	<input type="checkbox"/>	<input checked="" type="checkbox"/>
<b>2</b> Is the organization required to complete <i>Schedule B, Schedule of Contributors</i> ? See instructions . . . . .	<input type="checkbox"/>	<input checked="" type="checkbox"/>
<b>3</b> Did the organization engage in direct or indirect political campaign activities on behalf of or in opposition to candidates for public office? <i>If "Yes," complete Schedule C, Part I . . . . .</i>	<input type="checkbox"/>	<input checked="" type="checkbox"/>
<b>4</b> <b>Section 501(c)(3) organizations.</b> Did the organization engage in lobbying activities, or have a section 501(h) election in effect during the tax year? <i>If "Yes," complete Schedule C, Part II . . . . .</i>	<input type="checkbox"/>	<input checked="" type="checkbox"/>
<b>5</b> Is the organization a section 501(c)(4), 501(c)(5), or 501(c)(6) organization that receives membership dues, assessments, or similar amounts as defined in Rev. Proc. 98-19? <i>If "Yes," complete Schedule C, Part III . . . . .</i>	<input type="checkbox"/>	<input checked="" type="checkbox"/>
<b>6</b> Did the organization maintain any donor advised funds or any similar funds or accounts for which donors have the right to provide advice on the distribution or investment of amounts in such funds or accounts? <i>If "Yes," complete Schedule D, Part I . . . . .</i>	<input type="checkbox"/>	<input checked="" type="checkbox"/>
<b>7</b> Did the organization receive or hold a conservation easement, including easements to preserve open space, the environment, historic land areas, or historic structures? <i>If "Yes," complete Schedule D, Part II . . . . .</i>	<input type="checkbox"/>	<input checked="" type="checkbox"/>
<b>8</b> Did the organization maintain collections of works of art, historical treasures, or other similar assets? <i>If "Yes," complete Schedule D, Part III . . . . .</i>	<input type="checkbox"/>	<input checked="" type="checkbox"/>
<b>9</b> Did the organization report an amount in Part X, line 21, for escrow or custodial account liability, serve as a custodian for amounts not listed in Part X; or provide credit counseling, debt management, credit repair, or debt negotiation services? <i>If "Yes," complete Schedule D, Part IV . . . . .</i>	<input type="checkbox"/>	<input checked="" type="checkbox"/>
<b>10</b> Did the organization, directly or through a related organization, hold assets in donor-restricted endowments or in quasi endowments? <i>If "Yes," complete Schedule D, Part V . . . . .</i>	<input type="checkbox"/>	<input checked="" type="checkbox"/>
<b>11</b> If the organization's answer to any of the following questions is "Yes," then complete Schedule D, Parts VI, VII, VIII, IX, or X, as applicable.		
<b>a</b> Did the organization report an amount for land, buildings, and equipment in Part X, line 10? <i>If "Yes," complete Schedule D, Part VI . . . . .</i>	<input type="checkbox"/>	<input checked="" type="checkbox"/>
<b>b</b> Did the organization report an amount for investments—other securities in Part X, line 12, that is 5% or more of its total assets reported in Part X, line 16? <i>If "Yes," complete Schedule D, Part VII . . . . .</i>	<input type="checkbox"/>	<input checked="" type="checkbox"/>
<b>c</b> Did the organization report an amount for investments—program related in Part X, line 13, that is 5% or more of its total assets reported in Part X, line 16? <i>If "Yes," complete Schedule D, Part VIII . . . . .</i>	<input type="checkbox"/>	<input checked="" type="checkbox"/>
<b>d</b> Did the organization report an amount for other assets in Part X, line 15, that is 5% or more of its total assets reported in Part X, line 16? <i>If "Yes," complete Schedule D, Part IX . . . . .</i>	<input type="checkbox"/>	<input checked="" type="checkbox"/>
<b>e</b> Did the organization report an amount for other liabilities in Part X, line 25? <i>If "Yes," complete Schedule D, Part X . . . . .</i>	<input type="checkbox"/>	<input checked="" type="checkbox"/>
<b>f</b> Did the organization's separate or consolidated financial statements for the tax year include a footnote that addresses the organization's liability for uncertain tax positions under FIN 48 (ASC 740)? <i>If "Yes," complete Schedule D, Part X . . . . .</i>	<input type="checkbox"/>	<input checked="" type="checkbox"/>
<b>12a</b> Did the organization obtain separate, independent audited financial statements for the tax year? <i>If "Yes," complete Schedule D, Parts XI and XII . . . . .</i>	<input type="checkbox"/>	<input checked="" type="checkbox"/>
<b>b</b> Was the organization included in consolidated, independent audited financial statements for the tax year? <i>If "Yes," and if the organization answered "No" to line 12a, then completing Schedule D, Parts XI and XII is optional . . . . .</i>	<input type="checkbox"/>	<input checked="" type="checkbox"/>
<b>13</b> Is the organization a school described in section 170(b)(1)(A)(ii)? <i>If "Yes," complete Schedule E . . . . .</i>	<input type="checkbox"/>	<input checked="" type="checkbox"/>
<b>14a</b> Did the organization maintain an office, employees, or agents outside of the United States? . . . . .	<input type="checkbox"/>	<input checked="" type="checkbox"/>
<b>b</b> Did the organization have aggregate revenues or expenses of more than \$10,000 from grantmaking, fundraising, business, investment, and program service activities outside the United States, or aggregate foreign investments valued at \$100,000 or more? <i>If "Yes," complete Schedule F, Parts I and IV . . . . .</i>	<input type="checkbox"/>	<input checked="" type="checkbox"/>
<b>15</b> Did the organization report on Part IX, column (A), line 3, more than \$5,000 of grants or other assistance to or for any foreign organization? <i>If "Yes," complete Schedule F, Parts II and IV . . . . .</i>	<input type="checkbox"/>	<input checked="" type="checkbox"/>
<b>16</b> Did the organization report on Part IX, column (A), line 3, more than \$5,000 of aggregate grants or other assistance to or for foreign individuals? <i>If "Yes," complete Schedule F, Parts III and IV . . . . .</i>	<input type="checkbox"/>	<input checked="" type="checkbox"/>
<b>17</b> Did the organization report a total of more than \$15,000 of expenses for professional fundraising services on Part IX, column (A), lines 6 and 11e? <i>If "Yes," complete Schedule G, Part I. See instructions . . . . .</i>	<input type="checkbox"/>	<input checked="" type="checkbox"/>
<b>18</b> Did the organization report more than \$15,000 total of fundraising event gross income and contributions on Part VIII, lines 1c and 8a? <i>If "Yes," complete Schedule G, Part II . . . . .</i>	<input type="checkbox"/>	<input checked="" type="checkbox"/>
<b>19</b> Did the organization report more than \$15,000 of gross income from gaming activities on Part VIII, line 9a? <i>If "Yes," complete Schedule G, Part III . . . . .</i>	<input type="checkbox"/>	<input checked="" type="checkbox"/>
<b>20a</b> Did the organization operate one or more hospital facilities? <i>If "Yes," complete Schedule H . . . . .</i>	<input type="checkbox"/>	<input checked="" type="checkbox"/>
<b>b</b> If "Yes" to line 20a, did the organization attach a copy of its audited financial statements to this return? . . . . .	<input type="checkbox"/>	<input checked="" type="checkbox"/>
<b>21</b> Did the organization report more than \$5,000 of grants or other assistance to any domestic organization or domestic government on Part IX, column (A), line 1? <i>If "Yes," complete Schedule I, Parts I and II . . . . .</i>	<input type="checkbox"/>	<input checked="" type="checkbox"/>



**Part IV Checklist of Required Schedules (continued)**

		Yes	No
22	Did the organization report more than \$5,000 of grants or other assistance to or for domestic individuals on Part IX, column (A), line 2? <i>If "Yes," complete Schedule I, Parts I and III</i> . . . . .		<input checked="" type="checkbox"/>
23	Did the organization answer "Yes" to Part VII, Section A, line 3, 4, or 5, about compensation of the organization's current and former officers, directors, trustees, key employees, and highest compensated employees? <i>If "Yes," complete Schedule J</i> . . . . .		<input checked="" type="checkbox"/>
24a	Did the organization have a tax-exempt bond issue with an outstanding principal amount of more than \$100,000 as of the last day of the year, that was issued after December 31, 2002? <i>If "Yes," answer lines 24b through 24d and complete Schedule K. If "No," go to line 25a</i> . . . . .		<input checked="" type="checkbox"/>
b	Did the organization invest any proceeds of tax-exempt bonds beyond a temporary period exception? . . . . .		<input checked="" type="checkbox"/>
c	Did the organization maintain an escrow account other than a refunding escrow at any time during the year to defease any tax-exempt bonds? . . . . .		<input checked="" type="checkbox"/>
d	Did the organization act as an "on behalf of" issuer for bonds outstanding at any time during the year? . . . . .		<input checked="" type="checkbox"/>
25a	<b>Section 501(c)(3), 501(c)(4), and 501(c)(29) organizations.</b> Did the organization engage in an excess benefit transaction with a disqualified person during the year? <i>If "Yes," complete Schedule L, Part I</i> . . . . .		<input checked="" type="checkbox"/>
b	Is the organization aware that it engaged in an excess benefit transaction with a disqualified person in a prior year, and that the transaction has not been reported on any of the organization's prior Forms 990 or 990-EZ? <i>If "Yes," complete Schedule L, Part I</i> . . . . .		<input checked="" type="checkbox"/>
26	Did the organization report any amount on Part X, line 5 or 22, for receivables from or payables to any current or former officer, director, trustee, key employee, creator or founder, substantial contributor, or 35% controlled entity or family member of any of these persons? <i>If "Yes," complete Schedule L, Part II</i> . . . . .		<input checked="" type="checkbox"/>
27	Did the organization provide a grant or other assistance to any current or former officer, director, trustee, key employee, creator or founder, substantial contributor or employee thereof, a grant selection committee member, or to a 35% controlled entity (including an employee thereof) or family member of any of these persons? <i>If "Yes," complete Schedule L, Part III</i> . . . . .		<input checked="" type="checkbox"/>
28	Was the organization a party to a business transaction with one of the following parties (see the Schedule L, Part IV, instructions for applicable filing thresholds, conditions, and exceptions):		
a	A current or former officer, director, trustee, key employee, creator or founder, or substantial contributor? <i>If "Yes," complete Schedule L, Part IV</i> . . . . .		<input checked="" type="checkbox"/>
b	A family member of any individual described in line 28a? <i>If "Yes," complete Schedule L, Part IV</i> . . . . .		<input checked="" type="checkbox"/>
c	A 35% controlled entity of one or more individuals and/or organizations described in line 28a or 28b? <i>If "Yes," complete Schedule L, Part IV</i> . . . . .		<input checked="" type="checkbox"/>
29	Did the organization receive more than \$25,000 in non-cash contributions? <i>If "Yes," complete Schedule M</i> . . . . .		<input checked="" type="checkbox"/>
30	Did the organization receive contributions of art, historical treasures, or other similar assets, or qualified conservation contributions? <i>If "Yes," complete Schedule M</i> . . . . .		<input checked="" type="checkbox"/>
31	Did the organization liquidate, terminate, or dissolve and cease operations? <i>If "Yes," complete Schedule N, Part I</i> . . . . .		<input checked="" type="checkbox"/>
32	Did the organization sell, exchange, dispose of, or transfer more than 25% of its net assets? <i>If "Yes," complete Schedule N, Part II</i> . . . . .		<input checked="" type="checkbox"/>
33	Did the organization own 100% of an entity disregarded as separate from the organization under Regulations sections 301.7701-2 and 301.7701-3? <i>If "Yes," complete Schedule R, Part I</i> . . . . .		<input checked="" type="checkbox"/>
34	Was the organization related to any tax-exempt or taxable entity? <i>If "Yes," complete Schedule R, Part II, III, or IV, and Part V, line 1</i> . . . . .		<input checked="" type="checkbox"/>
35a	Did the organization have a controlled entity within the meaning of section 512(b)(13)? . . . . .		<input checked="" type="checkbox"/>
b	If "Yes" to line 35a, did the organization receive any payment from or engage in any transaction with a controlled entity within the meaning of section 512(b)(13)? <i>If "Yes," complete Schedule R, Part V, line 2</i> . . . . .		<input checked="" type="checkbox"/>
36	<b>Section 501(c)(3) organizations.</b> Did the organization make any transfers to an exempt non-charitable related organization? <i>If "Yes," complete Schedule R, Part V, line 2</i> . . . . .		<input checked="" type="checkbox"/>
37	Did the organization conduct more than 5% of its activities through an entity that is not a related organization and that is treated as a partnership for federal income tax purposes? <i>If "Yes," complete Schedule R, Part VI</i> . . . . .		<input checked="" type="checkbox"/>
38	Did the organization complete Schedule O and provide explanations on Schedule O for Part VI, lines 11b and 19? <b>Note:</b> All Form 990 filers are required to complete Schedule O . . . . .		<input checked="" type="checkbox"/>

**Part V Statements Regarding Other IRS Filings and Tax Compliance**

Check if Schedule O contains a response or note to any line in this Part V . . . . .

		Yes	No
1a	Enter the number reported in box 3 of Form 1096. Enter -0- if not applicable . . . . .		<input checked="" type="checkbox"/>
b	Enter the number of Forms W-2G included on line 1a. Enter -0- if not applicable . . . . .		<input checked="" type="checkbox"/>
c	Did the organization comply with backup withholding rules for reportable payments to vendors and reportable gaming (gambling) winnings to prize winners? . . . . .		<input checked="" type="checkbox"/>



<b>Part V Statements Regarding Other IRS Filings and Tax Compliance</b> <i>(continued)</i>			Yes	No
<b>2a</b>	Enter the number of employees reported on Form W-3, Transmittal of Wage and Tax Statements, filed for the calendar year ending with or within the year covered by this return	<b>2a</b> <input type="text" value=""/>		
<b>b</b>	If at least one is reported on line 2a, did the organization file all required federal employment tax returns?		<input checked="" type="checkbox"/>	
<b>3a</b>	Did the organization have unrelated business gross income of \$1,000 or more during the year?		<input checked="" type="checkbox"/>	
<b>b</b>	If "Yes," has it filed a Form 990-T for this year? <i>If "No" to line 3b, provide an explanation on Schedule O</i>		<input checked="" type="checkbox"/>	
<b>4a</b>	At any time during the calendar year, did the organization have an interest in, or a signature or other authority over, a financial account in a foreign country (such as a bank account, securities account, or other financial account)?		<input checked="" type="checkbox"/>	
<b>b</b>	If "Yes," enter the name of the foreign country _____ See instructions for filing requirements for FinCEN Form 114, Report of Foreign Bank and Financial Accounts (FBAR).			
<b>5a</b>	Was the organization a party to a prohibited tax shelter transaction at any time during the tax year?		<input checked="" type="checkbox"/>	
<b>b</b>	Did any taxable party notify the organization that it was or is a party to a prohibited tax shelter transaction?		<input checked="" type="checkbox"/>	
<b>c</b>	If "Yes" to line 5a or 5b, did the organization file Form 8886-T?		<input checked="" type="checkbox"/>	
<b>6a</b>	Does the organization have annual gross receipts that are normally greater than \$100,000, and did the organization solicit any contributions that were not tax deductible as charitable contributions?		<input checked="" type="checkbox"/>	
<b>b</b>	If "Yes," did the organization include with every solicitation an express statement that such contributions or gifts were not tax deductible?		<input checked="" type="checkbox"/>	
<b>7</b>	<b>Organizations that may receive deductible contributions under section 170(c).</b>			
<b>a</b>	Did the organization receive a payment in excess of \$75 made partly as a contribution and partly for goods and services provided to the payor?		<input checked="" type="checkbox"/>	
<b>b</b>	If "Yes," did the organization notify the donor of the value of the goods or services provided?		<input checked="" type="checkbox"/>	
<b>c</b>	Did the organization sell, exchange, or otherwise dispose of tangible personal property for which it was required to file Form 8282?		<input checked="" type="checkbox"/>	
<b>d</b>	If "Yes," indicate the number of Forms 8282 filed during the year	<b>7d</b> <input type="text" value=""/>		
<b>e</b>	Did the organization receive any funds, directly or indirectly, to pay premiums on a personal benefit contract?		<input checked="" type="checkbox"/>	
<b>f</b>	Did the organization, during the year, pay premiums, directly or indirectly, on a personal benefit contract?		<input checked="" type="checkbox"/>	
<b>g</b>	If the organization received a contribution of qualified intellectual property, did the organization file Form 8899 as required?		<input checked="" type="checkbox"/>	
<b>h</b>	If the organization received a contribution of cars, boats, airplanes, or other vehicles, did the organization file a Form 1098-C?		<input checked="" type="checkbox"/>	
<b>8</b>	<b>Sponsoring organizations maintaining donor advised funds.</b> Did a donor advised fund maintained by the sponsoring organization have excess business holdings at any time during the year?		<input checked="" type="checkbox"/>	
<b>9</b>	<b>Sponsoring organizations maintaining donor advised funds.</b>			
<b>a</b>	Did the sponsoring organization make any taxable distributions under section 4966?		<input checked="" type="checkbox"/>	
<b>b</b>	Did the sponsoring organization make a distribution to a donor, donor advisor, or related person?		<input checked="" type="checkbox"/>	
<b>10</b>	<b>Section 501(c)(7) organizations.</b> Enter:			
<b>a</b>	Initiation fees and capital contributions included on Part VIII, line 12	<b>10a</b> <input type="text" value=""/>		
<b>b</b>	Gross receipts, included on Form 990, Part VIII, line 12, for public use of club facilities	<b>10b</b> <input type="text" value=""/>		
<b>11</b>	<b>Section 501(c)(12) organizations.</b> Enter:			
<b>a</b>	Gross income from members or shareholders	<b>11a</b> <input type="text" value=""/>		
<b>b</b>	Gross income from other sources. (Do not net amounts due or paid to other sources against amounts due or received from them.)	<b>11b</b> <input type="text" value=""/>		
<b>12a</b>	<b>Section 4947(a)(1) non-exempt charitable trusts.</b> Is the organization filing Form 990 in lieu of Form 1041?			
<b>b</b>	If "Yes," enter the amount of tax-exempt interest received or accrued during the year	<b>12b</b> <input type="text" value=""/>		
<b>13</b>	<b>Section 501(c)(29) qualified nonprofit health insurance issuers.</b>			
<b>a</b>	Is the organization licensed to issue qualified health plans in more than one state? <b>Note:</b> See the instructions for additional information the organization must report on Schedule O.			
<b>b</b>	Enter the amount of reserves the organization is required to maintain by the states in which the organization is licensed to issue qualified health plans	<b>13b</b> <input type="text" value=""/>		
<b>c</b>	Enter the amount of reserves on hand	<b>13c</b> <input type="text" value=""/>		
<b>14a</b>	Did the organization receive any payments for indoor tanning services during the tax year?			
<b>b</b>	If "Yes," has it filed a Form 720 to report these payments? <i>If "No," provide an explanation on Schedule O</i>			
<b>15</b>	Is the organization subject to the section 4960 tax on payment(s) of more than \$1,000,000 in remuneration or excess parachute payment(s) during the year? If "Yes," see the instructions and file Form 4720, Schedule N.		<input checked="" type="checkbox"/>	
<b>16</b>	Is the organization an educational institution subject to the section 4968 excise tax on net investment income? If "Yes," complete Form 4720, Schedule O.		<input checked="" type="checkbox"/>	
<b>17</b>	<b>Section 501(c)(21) organizations.</b> Did the trust, or any disqualified or other person engage in any activities that would result in the imposition of an excise tax under section 4951, 4952, or 4953? If "Yes," complete Form 6069.			

**Part VI Governance, Management, and Disclosure.** For each "Yes" response to lines 2 through 7b below, and for a "No" response to line 8a, 8b, or 10b below, describe the circumstances, processes, or changes on Schedule O. See instructions. Check if Schedule O contains a response or note to any line in this Part VI

**Section A. Governing Body and Management**

		Yes	No
<b>1a</b>	Enter the number of voting members of the governing body at the end of the tax year . . . . . If there are material differences in voting rights among members of the governing body, or if the governing body delegated broad authority to an executive committee or similar committee, explain on Schedule O.		
<b>1b</b>	Enter the number of voting members included on line 1a, above, who are independent . . . . .		
<b>2</b>	Did any officer, director, trustee, or key employee have a family relationship or a business relationship with any other officer, director, trustee, or key employee? . . . . .		
<b>3</b>	Did the organization delegate control over management duties customarily performed by or under the direct supervision of officers, directors, trustees, or key employees to a management company or other person? . . . . .		
<b>4</b>	Did the organization make any significant changes to its governing documents since the prior Form 990 was filed? . . . . .		
<b>5</b>	Did the organization become aware during the year of a significant diversion of the organization's assets? . . . . .		
<b>6</b>	Did the organization have members or stockholders? . . . . .		
<b>7a</b>	Did the organization have members, stockholders, or other persons who had the power to elect or appoint one or more members of the governing body? . . . . .		
<b>7b</b>	Are any governance decisions of the organization reserved to (or subject to approval by) members, stockholders, or persons other than the governing body? . . . . .		
<b>8</b>	Did the organization contemporaneously document the meetings held or written actions undertaken during the year by the following:		
<b>8a</b>	a The governing body? . . . . .		
<b>8b</b>	b Each committee with authority to act on behalf of the governing body? . . . . .		
<b>9</b>	Is there any officer, director, trustee, or key employee listed in Part VII, Section A, who cannot be reached at the organization's mailing address? If "Yes," provide the names and addresses on Schedule O . . . . .		

**Section B. Policies** (This Section B requests information about policies not required by the Internal Revenue Code.)

		Yes	No
<b>10a</b>	Did the organization have local chapters, branches, or affiliates? . . . . .		
<b>10b</b>	b If "Yes," did the organization have written policies and procedures governing the activities of such chapters, affiliates, and branches to ensure their operations are consistent with the organization's exempt purposes? . . . . .		
<b>11a</b>	Has the organization provided a complete copy of this Form 990 to all members of its governing body before filing the form? . . . . .		
<b>11b</b>	Describe on Schedule O the process, if any, used by the organization to review this Form 990. . . . .		
<b>12a</b>	Did the organization have a written conflict of interest policy? If "No," go to line 13 . . . . .		
<b>12b</b>	b Were officers, directors, or trustees, and key employees required to disclose annually interests that could give rise to conflicts? . . . . .		
<b>12c</b>	c Did the organization regularly and consistently monitor and enforce compliance with the policy? If "Yes," describe on Schedule O how this was done . . . . .		
<b>13</b>	Did the organization have a written whistleblower policy? . . . . .		
<b>14</b>	Did the organization have a written document retention and destruction policy? . . . . .		
<b>15</b>	Did the process for determining compensation of the following persons include a review and approval by independent persons, comparability data, and contemporaneous substantiation of the deliberation and decision?		
<b>15a</b>	a The organization's CEO, Executive Director, or top management official . . . . .		
<b>15b</b>	b Other officers or key employees of the organization . . . . . If "Yes" to line 15a or 15b, describe the process on Schedule O. See instructions.		
<b>16a</b>	Did the organization invest in, contribute assets to, or participate in a joint venture or similar arrangement with a taxable entity during the year? . . . . .		
<b>16b</b>	b If "Yes," did the organization follow a written policy or procedure requiring the organization to evaluate its participation in joint venture arrangements under applicable federal tax law, and take steps to safeguard the organization's exempt status with respect to such arrangements? . . . . .		

**Section C. Disclosure**

- 17** List the states with which a copy of this Form 990 is required to be filed \_\_\_\_\_
- 18** Section 6104 requires an organization to make its Forms 1023 (1024 or 1024-A, if applicable), 990, and 990-T (section 501(c)(3)s only) available for public inspection. Indicate how you made these available. Check all that apply.  
 Own website     Another's website     Upon request     Other (explain on Schedule O)
- 19** Describe on Schedule O whether (and if so, how) the organization made its governing documents, conflict of interest policy, and financial statements available to the public during the tax year.
- 20** State the name, address, and telephone number of the person who possesses the organization's books and records.

**Part VII Compensation of Officers, Directors, Trustees, Key Employees, Highest Compensated Employees, and Independent Contractors**

Check if Schedule O contains a response or note to any line in this Part VII

**Section A. Officers, Directors, Trustees, Key Employees, and Highest Compensated Employees**

**1a** Complete this table for all persons required to be listed. Report compensation for the calendar year ending with or within the organization's tax year.

- List all of the organization's **current** officers, directors, trustees (whether individuals or organizations), regardless of amount of compensation. Enter -0- in columns (D), (E), and (F) if no compensation was paid.
- List all of the organization's **current** key employees, if any. See the instructions for definition of "key employee."
- List the organization's five **current** highest compensated employees (other than an officer, director, trustee, or key employee) who received reportable compensation (box 5 of Form W-2, box 6 of Form 1099-MISC, and/or box 1 of Form 1099-NEC) of more than \$100,000 from the organization and any related organizations.
- List all of the organization's **former** officers, key employees, and highest compensated employees who received more than \$100,000 of reportable compensation from the organization and any related organizations.
- List all of the organization's **former directors or trustees** that received, in the capacity as a former director or trustee of the organization, more than \$10,000 of reportable compensation from the organization and any related organizations.

See the instructions for the order in which to list the persons above.

Check this box if neither the organization nor any related organization compensated any current officer, director, or trustee.

(A) Name and title	(B) Average hours per week (list any hours for related organizations below dotted line)	(C) Position (do not check more than one box, unless person is both an officer and a director/trustee)						(D) Reportable compensation from the organization (W-2/1099-MISC/1099-NEC)	(E) Reportable compensation from related organizations (W-2/1099-MISC/1099-NEC)	(F) Estimated amount of other compensation from the organization and related organizations
		Individual trustee or director	Institutional trustee	Officer	Key employee	Highest compensated employee	Former			
(1) .....	■	■	■	■	■	■	■	■	■	
(2) .....										
(3) .....										
(4) .....										
(5) .....										
(6) .....										
(7) .....										
(8) .....										
(9) .....										
(10) .....										
(11) .....										
(12) .....										
(13) .....										
(14) .....										

**Part VII Section A. Officers, Directors, Trustees, Key Employees, and Highest Compensated Employees** (continued)

(A) Name and title	(B) Average hours per week (list any hours for related organizations below dotted line)	(C) Position (do not check more than one box, unless person is both an officer and a director/trustee)						(D) Reportable compensation from the organization (W-2/1099-MISC/1099-NEC)	(E) Reportable compensation from related organizations (W-2/1099-MISC/1099-NEC)	(F) Estimated amount of other compensation from the organization and related organizations
		Individual trustee or director	Institutional trustee	Officer	Key employee	Highest compensated employee	Former			
(15)										
(16)										
(17)										
(18)										
(19)										
(20)										
(21)										
(22)										
(23)										
(24)										
(25)										
<b>1b Subtotal</b>										
<b>c Total from continuation sheets to Part VII, Section A</b>										
<b>d Total (add lines 1b and 1c)</b>										

**2** Total number of individuals (including but not limited to those listed above) who received more than \$100,000 of reportable compensation from the organization           

	Yes	No
<b>3</b> Did the organization list any <b>former</b> officer, director, trustee, key employee, or highest compensated employee on line 1a? <i>If "Yes," complete Schedule J for such individual</i>		
<b>4</b> For any individual listed on line 1a, is the sum of reportable compensation and other compensation from the organization and related organizations greater than \$150,000? <i>If "Yes," complete Schedule J for such individual</i>		
<b>5</b> Did any person listed on line 1a receive or accrue compensation from any unrelated organization or individual for services rendered to the organization? <i>If "Yes," complete Schedule J for such person</i>		

**Section B. Independent Contractors**

**1** Complete this table for your five highest compensated independent contractors that received more than \$100,000 of compensation from the organization. Report compensation for the calendar year ending with or within the organization's tax year.

(A) Name and business address	(B) Description of services	(C) Compensation

**2** Total number of independent contractors (including but not limited to those listed above) who received more than \$100,000 of compensation from the organization

**Part VIII Statement of Revenue**

Check if Schedule O contains a response or note to any line in this Part VIII

				(A)	(B)	(C)	(D)	
				Total revenue	Related or exempt function revenue	Unrelated business revenue	Revenue excluded from tax under sections 512-514	
<b>Contributions, Gifts, Grants, and Other Similar Amounts</b>	<b>1a</b>	Federated campaigns . . . . .	<b>1a</b>					
	<b>b</b>	Membership dues . . . . .	<b>1b</b>					
	<b>c</b>	Fundraising events . . . . .	<b>1c</b>					
	<b>d</b>	Related organizations . . . . .	<b>1d</b>					
	<b>e</b>	Government grants (contributions)	<b>1e</b>					
	<b>f</b>	All other contributions, gifts, grants, and similar amounts not included above	<b>1f</b>					
	<b>g</b>	Noncash contributions included in lines 1a-1f . . . . .	<b>1g</b>	\$				
	<b>h</b>	<b>Total.</b> Add lines 1a-1f . . . . .						
<b>Program Service Revenue</b>	<b>2a</b>	Business Code						
	<b>b</b>							
	<b>c</b>							
	<b>d</b>							
	<b>e</b>							
	<b>f</b>	All other program service revenue . . . . .						
	<b>g</b>	<b>Total.</b> Add lines 2a-2f . . . . .						
<b>Other Revenue</b>	<b>3</b>	Investment income (including dividends, interest, and other similar amounts) . . . . .						
	<b>4</b>	Income from investment of tax-exempt bond proceeds						
	<b>5</b>	Royalties . . . . .						
	<b>6a</b>	<b>6a</b>	(i) Real	(ii) Personal				
			<b>b</b>	Less: rental expenses	<b>6b</b>			
			<b>c</b>	Rental income or (loss)	<b>6c</b>			
	<b>d</b>	Net rental income or (loss) . . . . .						
	<b>7a</b>	<b>7a</b>	(i) Securities	(ii) Other				
			<b>b</b>	Less: cost or other basis and sales expenses . . . . .	<b>7b</b>			
			<b>c</b>	Gain or (loss) . . . . .	<b>7c</b>			
	<b>d</b>	Net gain or (loss) . . . . .						
	<b>8a</b>	<b>8a</b>	Gross income from fundraising events (not including \$ of contributions reported on line 1c). See Part IV, line 18 . . . . .					
			<b>b</b>	Less: direct expenses . . . . .	<b>8b</b>			
	<b>c</b>	Net income or (loss) from fundraising events . . . . .						
	<b>9a</b>	<b>9a</b>	Gross income from gaming activities. See Part IV, line 19 . . . . .					
			<b>b</b>	Less: direct expenses . . . . .	<b>9b</b>			
	<b>c</b>	Net income or (loss) from gaming activities . . . . .						
<b>10a</b>	<b>10a</b>	Gross sales of inventory, less returns and allowances . . . . .						
		<b>b</b>	Less: cost of goods sold . . . . .	<b>10b</b>				
		<b>c</b>	Net income or (loss) from sales of inventory . . . . .					
<b>Miscellaneous Revenue</b>	<b>11a</b>	Business Code						
	<b>b</b>							
	<b>c</b>							
	<b>d</b>	All other revenue . . . . .						
	<b>e</b>	<b>Total.</b> Add lines 11a-11d . . . . .						
<b>12</b>	<b>Total revenue.</b> See instructions . . . . .							

**Part IX Statement of Functional Expenses**

Section 501(c)(3) and 501(c)(4) organizations must complete all columns. All other organizations must complete column (A).

Check if Schedule O contains a response or note to any line in this Part IX

<b>Do not include amounts reported on lines 6b, 7b, 8b, 9b, and 10b of Part VIII.</b>	(A) Total expenses	(B) Program service expenses	(C) Management and general expenses	(D) Fundraising expenses
<b>1</b> Grants and other assistance to domestic organizations and domestic governments. See Part IV, line 21 . . . . .	█			
<b>2</b> Grants and other assistance to domestic individuals. See Part IV, line 22 . . . . .	█			
<b>3</b> Grants and other assistance to foreign organizations, foreign governments, and foreign individuals. See Part IV, lines 15 and 16 . . . . .	█			
<b>4</b> Benefits paid to or for members . . . . .	█			
<b>5</b> Compensation of current officers, directors, trustees, and key employees . . . . .	█	█	█	█
<b>6</b> Compensation not included above to disqualified persons (as defined under section 4958(f)(1)) and persons described in section 4958(c)(3)(B) . . . . .	█	█	█	█
<b>7</b> Other salaries and wages . . . . .	█	█	█	█
<b>8</b> Pension plan accruals and contributions (include section 401(k) and 403(b) employer contributions) . . . . .	█	█	█	█
<b>9</b> Other employee benefits . . . . .	█	█	█	█
<b>10</b> Payroll taxes . . . . .	█	█	█	█
<b>11</b> Fees for services (nonemployees):				
<b>a</b> Management . . . . .	█	█	█	█
<b>b</b> Legal . . . . .	█	█	█	█
<b>c</b> Accounting . . . . .	█	█	█	█
<b>d</b> Lobbying . . . . .	█	█	█	█
<b>e</b> Professional fundraising services. See Part IV, line 17 . . . . .	█			█
<b>f</b> Investment management fees . . . . .	█	█	█	█
<b>g</b> Other. (If line 11g amount exceeds 10% of line 25, column (A), amount, list line 11g expenses on Schedule O.) . . . . .	█	█	█	█
<b>12</b> Advertising and promotion . . . . .	█	█	█	█
<b>13</b> Office expenses . . . . .	█	█	█	█
<b>14</b> Information technology . . . . .	█	█	█	█
<b>15</b> Royalties . . . . .	█	█	█	█
<b>16</b> Occupancy . . . . .	█	█	█	█
<b>17</b> Travel . . . . .	█	█	█	█
<b>18</b> Payments of travel or entertainment expenses for any federal, state, or local public officials . . . . .	█	█	█	█
<b>19</b> Conferences, conventions, and meetings . . . . .	█	█	█	█
<b>20</b> Interest . . . . .	█	█	█	█
<b>21</b> Payments to affiliates . . . . .	█	█	█	█
<b>22</b> Depreciation, depletion, and amortization . . . . .	█	█	█	█
<b>23</b> Insurance . . . . .	█	█	█	█
<b>24</b> Other expenses. Itemize expenses not covered above. (List miscellaneous expenses on line 24e. If line 24e amount exceeds 10% of line 25, column (A), amount, list line 24e expenses on Schedule O.) . . . . .				
<b>a</b> _____				
<b>b</b> _____				
<b>c</b> _____				
<b>d</b> _____				
<b>e</b> All other expenses _____	█	█	█	█
<b>25</b> <b>Total functional expenses.</b> Add lines 1 through 24e	█	█	█	█
<b>26</b> <b>Joint costs.</b> Complete this line only if the organization reported in column (B) joint costs from a combined educational campaign and fundraising solicitation. Check here <input type="checkbox"/> if following SOP 98-2 (ASC 958-720) . . . . .				

**Part X Balance Sheet**

Check if Schedule O contains a response or note to any line in this Part X

		(A) Beginning of year		(B) End of year
<b>Assets</b>	<b>1</b> Cash—non-interest-bearing . . . . .		<b>1</b>	
	<b>2</b> Savings and temporary cash investments . . . . .		<b>2</b>	
	<b>3</b> Pledges and grants receivable, net . . . . .		<b>3</b>	
	<b>4</b> Accounts receivable, net . . . . .		<b>4</b>	
	<b>5</b> Loans and other receivables from any current or former officer, director, trustee, key employee, creator or founder, substantial contributor, or 35% controlled entity or family member of any of these persons . . . . .		<b>5</b>	
	<b>6</b> Loans and other receivables from other disqualified persons (as defined under section 4958(f)(1)), and persons described in section 4958(c)(3)(B) . . . . .		<b>6</b>	
	<b>7</b> Notes and loans receivable, net . . . . .		<b>7</b>	
	<b>8</b> Inventories for sale or use . . . . .		<b>8</b>	
	<b>9</b> Prepaid expenses and deferred charges . . . . .		<b>9</b>	
	<b>10a</b> Land, buildings, and equipment: cost or other basis. Complete Part VI of Schedule D . . . . .	<b>10a</b>		
	<b>b</b> Less: accumulated depreciation . . . . .	<b>10b</b>		
	<b>11</b> Investments—publicly traded securities . . . . .		<b>11</b>	
	<b>12</b> Investments—other securities. See Part IV, line 11 . . . . .		<b>12</b>	
	<b>13</b> Investments—program-related. See Part IV, line 11 . . . . .		<b>13</b>	
	<b>14</b> Intangible assets . . . . .		<b>14</b>	
	<b>15</b> Other assets. See Part IV, line 11 . . . . .		<b>15</b>	
<b>16</b> <b>Total assets.</b> Add lines 1 through 15 (must equal line 33) . . . . .		<b>16</b>		
<b>Liabilities</b>	<b>17</b> Accounts payable and accrued expenses . . . . .		<b>17</b>	
	<b>18</b> Grants payable . . . . .		<b>18</b>	
	<b>19</b> Deferred revenue . . . . .		<b>19</b>	
	<b>20</b> Tax-exempt bond liabilities . . . . .		<b>20</b>	
	<b>21</b> Escrow or custodial account liability. Complete Part IV of Schedule D . . . . .		<b>21</b>	
	<b>22</b> Loans and other payables to any current or former officer, director, trustee, key employee, creator or founder, substantial contributor, or 35% controlled entity or family member of any of these persons . . . . .		<b>22</b>	
	<b>23</b> Secured mortgages and notes payable to unrelated third parties . . . . .		<b>23</b>	
	<b>24</b> Unsecured notes and loans payable to unrelated third parties . . . . .		<b>24</b>	
	<b>25</b> Other liabilities (including federal income tax, payables to related third parties, and other liabilities not included on lines 17–24). Complete Part X of Schedule D . . . . .		<b>25</b>	
	<b>26</b> <b>Total liabilities.</b> Add lines 17 through 25 . . . . .		<b>26</b>	
<b>Net Assets or Fund Balances</b>	<b>Organizations that follow FASB ASC 958, check here <input type="checkbox"/> and complete lines 27, 28, 32, and 33.</b>			
	<b>27</b> Net assets without donor restrictions . . . . .		<b>27</b>	
	<b>28</b> Net assets with donor restrictions . . . . .		<b>28</b>	
	<b>Organizations that do not follow FASB ASC 958, check here <input type="checkbox"/> and complete lines 29 through 33.</b>			
	<b>29</b> Capital stock or trust principal, or current funds . . . . .		<b>29</b>	
	<b>30</b> Paid-in or capital surplus, or land, building, or equipment fund . . . . .		<b>30</b>	
	<b>31</b> Retained earnings, endowment, accumulated income, or other funds . . . . .		<b>31</b>	
<b>32</b> Total net assets or fund balances . . . . .		<b>32</b>		
<b>33</b> Total liabilities and net assets/fund balances . . . . .		<b>33</b>		



**Part XI Reconciliation of Net Assets**

Check if Schedule O contains a response or note to any line in this Part XI

<b>1</b>	Total revenue (must equal Part VIII, column (A), line 12)	<b>1</b>		
<b>2</b>	Total expenses (must equal Part IX, column (A), line 25)	<b>2</b>		
<b>3</b>	Revenue less expenses. Subtract line 2 from line 1	<b>3</b>		
<b>4</b>	Net assets or fund balances at beginning of year (must equal Part X, line 32, column (A))	<b>4</b>		
<b>5</b>	Net unrealized gains (losses) on investments	<b>5</b>		
<b>6</b>	Donated services and use of facilities	<b>6</b>		
<b>7</b>	Investment expenses	<b>7</b>		
<b>8</b>	Prior period adjustments	<b>8</b>		
<b>9</b>	Other changes in net assets or fund balances (explain on Schedule O)	<b>9</b>		
<b>10</b>	Net assets or fund balances at end of year. Combine lines 3 through 9 (must equal Part X, line 32, column (B))	<b>10</b>		

**Part XII Financial Statements and Reporting**

Check if Schedule O contains a response or note to any line in this Part XII

		Yes	No
<b>1</b>	Accounting method used to prepare the Form 990: <input type="checkbox"/> Cash <input type="checkbox"/> Accrual <input type="checkbox"/> Other <input checked="" type="checkbox"/> Other If the organization changed its method of accounting from a prior year or checked "Other," explain on Schedule O.		
<b>2a</b>	Were the organization's financial statements compiled or reviewed by an independent accountant? If "Yes," check a box below to indicate whether the financial statements for the year were compiled or reviewed on a separate basis, consolidated basis, or both: <input type="checkbox"/> Separate basis <input type="checkbox"/> Consolidated basis <input type="checkbox"/> Both consolidated and separate basis <input checked="" type="checkbox"/>		<input checked="" type="checkbox"/>
<b>b</b>	Were the organization's financial statements audited by an independent accountant? If "Yes," check a box below to indicate whether the financial statements for the year were audited on a separate basis, consolidated basis, or both: <input type="checkbox"/> Separate basis <input type="checkbox"/> Consolidated basis <input type="checkbox"/> Both consolidated and separate basis <input checked="" type="checkbox"/>		<input checked="" type="checkbox"/>
<b>c</b>	If "Yes" to line 2a or 2b, does the organization have a committee that assumes responsibility for oversight of the audit, review, or compilation of its financial statements and selection of an independent accountant? If the organization changed either its oversight process or selection process during the tax year, explain on Schedule O.		<input checked="" type="checkbox"/>
<b>3a</b>	As a result of a federal award, was the organization required to undergo an audit or audits as set forth in the Uniform Guidance, 2 C.F.R. Part 200, Subpart F?		<input checked="" type="checkbox"/>
<b>b</b>	If "Yes," did the organization undergo the required audit or audits? If the organization did not undergo the required audit or audits, explain why on Schedule O and describe any steps taken to undergo such audits.		<input checked="" type="checkbox"/>



**SCHEDULE A  
(Form 990)**

Department of the Treasury  
Internal Revenue Service

**Public Charity Status and Public Support**

Complete if the organization is a section 501(c)(3) organization or a section 4947(a)(1) nonexempt charitable trust.  
Attach to Form 990 or Form 990-EZ.

Go to [www.irs.gov/Form990](http://www.irs.gov/Form990) for instructions and the latest information.

OMB No. 1545-0047

**2022**

**Open to Public  
Inspection**

Name of the organization

Employer identification number

**Part I Reason for Public Charity Status.** (All organizations must complete this part.) See instructions.

The organization is not a private foundation because it is: (For lines 1 through 12, check only one box.)

- 1  A church, convention of churches, or association of churches described in **section 170(b)(1)(A)(i)**.
- 2  A school described in **section 170(b)(1)(A)(ii)**. (Attach Schedule E (Form 990).)
- 3  A hospital or a cooperative hospital service organization described in **section 170(b)(1)(A)(iii)**.
- 4  A medical research organization operated in conjunction with a hospital described in **section 170(b)(1)(A)(iii)**. Enter the hospital's name, city, and state:
- 5  An organization operated for the benefit of a college or university owned or operated by a governmental unit described in **section 170(b)(1)(A)(iv)**. (Complete Part II.)
- 6  A federal, state, or local government or governmental unit described in **section 170(b)(1)(A)(v)**.
- 7  An organization that normally receives a substantial part of its support from a governmental unit or from the general public described in **section 170(b)(1)(A)(vi)**. (Complete Part II.)
- 8  A community trust described in **section 170(b)(1)(A)(vi)**. (Complete Part II.)
- 9  An agricultural research organization described in **section 170(b)(1)(A)(ix)** operated in conjunction with a land-grant college or university or a non-land-grant college of agriculture (see instructions). Enter the name, city, and state of the college or university:
- 10  An organization that normally receives (1) more than 33<sup>1</sup>/<sub>3</sub>% of its support from contributions, membership fees, and gross receipts from activities related to its exempt functions, subject to certain exceptions; and (2) no more than 33<sup>1</sup>/<sub>3</sub>% of its support from gross investment income and unrelated business taxable income (less section 511 tax) from businesses acquired by the organization after June 30, 1975. See **section 509(a)(2)**. (Complete Part III.)
- 11  An organization organized and operated exclusively to test for public safety. See **section 509(a)(4)**.
- 12  An organization organized and operated exclusively for the benefit of, to perform the functions of, or to carry out the purposes of one or more publicly supported organizations described in **section 509(a)(1)** or **section 509(a)(2)**. See **section 509(a)(3)**. Check the box on lines 12a through 12d that describes the type of supporting organization and complete lines 12e, 12f, and 12g.
  - a  **Type I.** A supporting organization operated, supervised, or controlled by its supported organization(s), typically by giving the supported organization(s) the power to regularly appoint or elect a majority of the directors or trustees of the supporting organization. **You must complete Part IV, Sections A and B.**
  - b  **Type II.** A supporting organization supervised or controlled in connection with its supported organization(s), by having control or management of the supporting organization vested in the same persons that control or manage the supported organization(s). **You must complete Part IV, Sections A and C.**
  - c  **Type III functionally integrated.** A supporting organization operated in connection with, and functionally integrated with, its supported organization(s) (see instructions). **You must complete Part IV, Sections A, D, and E.**
  - d  **Type III non-functionally integrated.** A supporting organization operated in connection with its supported organization(s) that is not functionally integrated. The organization generally must satisfy a distribution requirement and an attentiveness requirement (see instructions). **You must complete Part IV, Sections A and D, and Part V.**
  - e  Check this box if the organization received a written determination from the IRS that it is a Type I, Type II, Type III functionally integrated, or Type III non-functionally integrated supporting organization.

f Enter the number of supported organizations . . . . .

g Provide the following information about the supported organization(s).

(i) Name of supported organization	(ii) EIN	(iii) Type of organization (described on lines 1-10 above (see instructions))	(iv) Is the organization listed in your governing document?		(v) Amount of monetary support (see instructions)	(vi) Amount of other support (see instructions)
			Yes	No		
(A)						
(B)						
(C)						
(D)						
(E)						
<b>Total</b>						

For Paperwork Reduction Act Notice, see the Instructions for Form 990 or 990-EZ.

Cat. No. 11285F

Schedule A (Form 990) 2022

**Part II Support Schedule for Organizations Described in Sections 170(b)(1)(A)(iv) and 170(b)(1)(A)(vi)**

(Complete only if you checked the box on line 5, 7, or 8 of Part I or if the organization failed to qualify under Part III. If the organization fails to qualify under the tests listed below, please complete Part III.)

**Section A. Public Support**

Calendar year (or fiscal year beginning in)	(a) 2018	(b) 2019	(c) 2020	(d) 2021	(e) 2022	(f) Total
<b>1</b> Gifts, grants, contributions, and membership fees received. (Do not include any "unusual grants.") . . . . .						
<b>2</b> Tax revenues levied for the organization's benefit and either paid to or expended on its behalf . . . . .						
<b>3</b> The value of services or facilities furnished by a governmental unit to the organization without charge . . . . .						
<b>4 Total.</b> Add lines 1 through 3 . . . . .						
<b>5</b> The portion of total contributions by each person (other than a governmental unit or publicly supported organization) included on line 1 that exceeds 2% of the amount shown on line 11, column (f) . . . . .						
<b>6 Public support.</b> Subtract line 5 from line 4						

**Section B. Total Support**

Calendar year (or fiscal year beginning in)	(a) 2018	(b) 2019	(c) 2020	(d) 2021	(e) 2022	(f) Total
<b>7</b> Amounts from line 4 . . . . .						
<b>8</b> Gross income from interest, dividends, payments received on securities loans, rents, royalties, and income from similar sources . . . . .						
<b>9</b> Net income from unrelated business activities, whether or not the business is regularly carried on . . . . .						
<b>10</b> Other income. Do not include gain or loss from the sale of capital assets (Explain in Part VI.) . . . . .						
<b>11 Total support.</b> Add lines 7 through 10						
<b>12</b> Gross receipts from related activities, etc. (see instructions) . . . . .					<b>12</b>	
<b>13 First 5 years.</b> If the Form 990 is for the organization's first, second, third, fourth, or fifth tax year as a section 501(c)(3) organization, check this box and <b>stop here</b> . . . . . <input type="checkbox"/>						

**Section C. Computation of Public Support Percentage**

<b>14</b> Public support percentage for 2022 (line 6, column (f), divided by line 11, column (f)) . . . . .	<b>14</b>	%
<b>15</b> Public support percentage from 2021 Schedule A, Part II, line 14 . . . . .	<b>15</b>	%
<b>16a 33 1/3% support test—2022.</b> If the organization did not check the box on line 13, and line 14 is 33 1/3% or more, check this box and <b>stop here.</b> The organization qualifies as a publicly supported organization . . . . . <input type="checkbox"/>		
<b>b 33 1/3% support test—2021.</b> If the organization did not check a box on line 13 or 16a, and line 15 is 33 1/3% or more, check this box and <b>stop here.</b> The organization qualifies as a publicly supported organization . . . . . <input type="checkbox"/>		
<b>17a 10%-facts-and-circumstances test—2022.</b> If the organization did not check a box on line 13, 16a, or 16b, and line 14 is 10% or more, and if the organization meets the facts-and-circumstances test, check this box and <b>stop here.</b> Explain in Part VI how the organization meets the facts-and-circumstances test. The organization qualifies as a publicly supported organization . . . . . <input type="checkbox"/>		
<b>b 10%-facts-and-circumstances test—2021.</b> If the organization did not check a box on line 13, 16a, 16b, or 17a, and line 15 is 10% or more, and if the organization meets the facts-and-circumstances test, check this box and <b>stop here.</b> Explain in Part VI how the organization meets the facts-and-circumstances test. The organization qualifies as a publicly supported organization . . . . . <input type="checkbox"/>		
<b>18 Private foundation.</b> If the organization did not check a box on line 13, 16a, 16b, 17a, or 17b, check this box and see instructions . . . . . <input type="checkbox"/>		

**Part III Support Schedule for Organizations Described in Section 509(a)(2)**

(Complete only if you checked the box on line 10 of Part I or if the organization failed to qualify under Part II. If the organization fails to qualify under the tests listed below, please complete Part II.)

**Section A. Public Support**

Calendar year (or fiscal year beginning in)	(a) 2018	(b) 2019	(c) 2020	(d) 2021	(e) 2022	(f) Total
<b>1</b> Gifts, grants, contributions, and membership fees received. (Do not include any "unusual grants.")						
<b>2</b> Gross receipts from admissions, merchandise sold or services performed, or facilities furnished in any activity that is related to the organization's tax-exempt purpose . . . .						
<b>3</b> Gross receipts from activities that are not an unrelated trade or business under section 513						
<b>4</b> Tax revenues levied for the organization's benefit and either paid to or expended on its behalf . . . .						
<b>5</b> The value of services or facilities furnished by a governmental unit to the organization without charge . . . .						
<b>6 Total.</b> Add lines 1 through 5 . . . .						
<b>7a</b> Amounts included on lines 1, 2, and 3 received from disqualified persons . . . .						
<b>b</b> Amounts included on lines 2 and 3 received from other than disqualified persons that exceed the greater of \$5,000 or 1% of the amount on line 13 for the year . . . .						
<b>c</b> Add lines 7a and 7b . . . .						
<b>8 Public support.</b> (Subtract line 7c from line 6.) . . . .						

**Section B. Total Support**

Calendar year (or fiscal year beginning in)	(a) 2018	(b) 2019	(c) 2020	(d) 2021	(e) 2022	(f) Total
<b>9</b> Amounts from line 6 . . . .						
<b>10a</b> Gross income from interest, dividends, payments received on securities loans, rents, royalties, and income from similar sources . . . .						
<b>b</b> Unrelated business taxable income (less section 511 taxes) from businesses acquired after June 30, 1975 . . . .						
<b>c</b> Add lines 10a and 10b . . . .						
<b>11</b> Net income from unrelated business activities not included on line 10b, whether or not the business is regularly carried on . . . .						
<b>12</b> Other income. Do not include gain or loss from the sale of capital assets (Explain in Part VI.) . . . .						
<b>13 Total support.</b> (Add lines 9, 10c, 11, and 12.) . . . .						
<b>14 First 5 years.</b> If the Form 990 is for the organization's first, second, third, fourth, or fifth tax year as a section 501(c)(3) organization, check this box and <b>stop here</b> . . . . <input type="checkbox"/>						

**Section C. Computation of Public Support Percentage**

<b>15</b> Public support percentage for 2022 (line 8, column (f), divided by line 13, column (f)) . . . .	<b>15</b>	%
<b>16</b> Public support percentage from 2021 Schedule A, Part III, line 15 . . . .	<b>16</b>	%

**Section D. Computation of Investment Income Percentage**

<b>17</b> Investment income percentage for <b>2022</b> (line 10c, column (f), divided by line 13, column (f)) . . . .	<b>17</b>	%
<b>18</b> Investment income percentage from <b>2021</b> Schedule A, Part III, line 17 . . . .	<b>18</b>	%

- 19a 33 1/3% support tests—2022.** If the organization did not check the box on line 14, and line 15 is more than 33 1/3%, and line 17 is not more than 33 1/3%, check this box and **stop here**. The organization qualifies as a publicly supported organization . . .
- b 33 1/3% support tests—2021.** If the organization did not check a box on line 14 or line 19a, and line 16 is more than 33 1/3%, and line 18 is not more than 33 1/3%, check this box and **stop here**. The organization qualifies as a publicly supported organization . . .
- 20 Private foundation.** If the organization did not check a box on line 14, 19a, or 19b, check this box and see instructions . . .

**Part IV Supporting Organizations**

(Complete only if you checked a box on line 12 of Part I. If you checked box 12a, Part I, complete Sections A and B. If you checked box 12b, Part I, complete Sections A and C. If you checked box 12c, Part I, complete Sections A, D, and E. If you checked box 12d, Part I, complete Sections A and D, and complete Part V.)

**Section A. All Supporting Organizations**

		Yes	No
1	Are all of the organization's supported organizations listed by name in the organization's governing documents? <i>If "No," describe in Part VI how the supported organizations are designated. If designated by class or purpose, describe the designation. If historic and continuing relationship, explain.</i>		
2	Did the organization have any supported organization that does not have an IRS determination of status under section 509(a)(1) or (2)? <i>If "Yes," explain in Part VI how the organization determined that the supported organization was described in section 509(a)(1) or (2).</i>		
3a	Did the organization have a supported organization described in section 501(c)(4), (5), or (6)? <i>If "Yes," answer lines 3b and 3c below.</i>		
3b	Did the organization confirm that each supported organization qualified under section 501(c)(4), (5), or (6) and satisfied the public support tests under section 509(a)(2)? <i>If "Yes," describe in Part VI when and how the organization made the determination.</i>		
3c	Did the organization ensure that all support to such organizations was used exclusively for section 170(c)(2)(B) purposes? <i>If "Yes," explain in Part VI what controls the organization put in place to ensure such use.</i>		
4a	Was any supported organization not organized in the United States ("foreign supported organization")? <i>If "Yes," and if you checked box 12a or 12b in Part I, answer lines 4b and 4c below.</i>		
4b	Did the organization have ultimate control and discretion in deciding whether to make grants to the foreign supported organization? <i>If "Yes," describe in Part VI how the organization had such control and discretion despite being controlled or supervised by or in connection with its supported organizations.</i>		
4c	Did the organization support any foreign supported organization that does not have an IRS determination under sections 501(c)(3) and 509(a)(1) or (2)? <i>If "Yes," explain in Part VI what controls the organization used to ensure that all support to the foreign supported organization was used exclusively for section 170(c)(2)(B) purposes.</i>		
5a	Did the organization add, substitute, or remove any supported organizations during the tax year? <i>If "Yes," answer lines 5b and 5c below (if applicable). Also, provide detail in Part VI, including (i) the names and EIN numbers of the supported organizations added, substituted, or removed; (ii) the reasons for each such action; (iii) the authority under the organization's organizing document authorizing such action; and (iv) how the action was accomplished (such as by amendment to the organizing document).</i>		
5b	<b>Type I or Type II only.</b> Was any added or substituted supported organization part of a class already designated in the organization's organizing document?		
5c	<b>Substitutions only.</b> Was the substitution the result of an event beyond the organization's control?		
6	Did the organization provide support (whether in the form of grants or the provision of services or facilities) to anyone other than (i) its supported organizations, (ii) individuals that are part of the charitable class benefited by one or more of its supported organizations, or (iii) other supporting organizations that also support or benefit one or more of the filing organization's supported organizations? <i>If "Yes," provide detail in Part VI.</i>		
7	Did the organization provide a grant, loan, compensation, or other similar payment to a substantial contributor (as defined in section 4958(c)(3)(C)), a family member of a substantial contributor, or a 35% controlled entity with regard to a substantial contributor? <i>If "Yes," complete Part I of Schedule L (Form 990).</i>		
8	Did the organization make a loan to a disqualified person (as defined in section 4958) not described on line 7? <i>If "Yes," complete Part I of Schedule L (Form 990).</i>		
9a	Was the organization controlled directly or indirectly at any time during the tax year by one or more disqualified persons, as defined in section 4946 (other than foundation managers and organizations described in section 509(a)(1) or (2))? <i>If "Yes," provide detail in Part VI.</i>		
9b	Did one or more disqualified persons (as defined on line 9a) hold a controlling interest in any entity in which the supporting organization had an interest? <i>If "Yes," provide detail in Part VI.</i>		
9c	Did a disqualified person (as defined on line 9a) have an ownership interest in, or derive any personal benefit from, assets in which the supporting organization also had an interest? <i>If "Yes," provide detail in Part VI.</i>		
10a	Was the organization subject to the excess business holdings rules of section 4943 because of section 4943(f) (regarding certain Type II supporting organizations, and all Type III non-functionally integrated supporting organizations)? <i>If "Yes," answer line 10b below.</i>		
10b	Did the organization have any excess business holdings in the tax year? <i>(Use Schedule C, Form 4720, to determine whether the organization had excess business holdings.)</i>		

**Part IV Supporting Organizations** (continued)

	Yes	No
<b>11</b> Has the organization accepted a gift or contribution from any of the following persons?		
<b>a</b> A person who directly or indirectly controls, either alone or together with persons described on lines 11b and 11c below, the governing body of a supported organization?		
<b>11a</b>		
<b>b</b> A family member of a person described on line 11a above?		
<b>11b</b>		
<b>c</b> A 35% controlled entity of a person described on line 11a or 11b above? If "Yes" to line 11a, 11b, or 11c, provide detail in <b>Part VI</b> .		
<b>11c</b>		

**Section B. Type I Supporting Organizations**

	Yes	No
<b>1</b> Did the governing body, members of the governing body, officers acting in their official capacity, or membership of one or more supported organizations have the power to regularly appoint or elect at least a majority of the organization's officers, directors, or trustees at all times during the tax year? If "No," describe in <b>Part VI</b> how the supported organization(s) effectively operated, supervised, or controlled the organization's activities. If the organization had more than one supported organization, describe how the powers to appoint and/or remove officers, directors, or trustees were allocated among the supported organizations and what conditions or restrictions, if any, applied to such powers during the tax year.		
<b>1</b>		
<b>2</b> Did the organization operate for the benefit of any supported organization other than the supported organization(s) that operated, supervised, or controlled the supporting organization? If "Yes," explain in <b>Part VI</b> how providing such benefit carried out the purposes of the supported organization(s) that operated, supervised, or controlled the supporting organization.		
<b>2</b>		

**Section C. Type II Supporting Organizations**

	Yes	No
<b>1</b> Were a majority of the organization's directors or trustees during the tax year also a majority of the directors or trustees of each of the organization's supported organization(s)? If "No," describe in <b>Part VI</b> how control or management of the supporting organization was vested in the same persons that controlled or managed the supported organization(s).		
<b>1</b>		

**Section D. All Type III Supporting Organizations**

	Yes	No
<b>1</b> Did the organization provide to each of its supported organizations, by the last day of the fifth month of the organization's tax year, (i) a written notice describing the type and amount of support provided during the prior tax year, (ii) a copy of the Form 990 that was most recently filed as of the date of notification, and (iii) copies of the organization's governing documents in effect on the date of notification, to the extent not previously provided?		
<b>1</b>		
<b>2</b> Were any of the organization's officers, directors, or trustees either (i) appointed or elected by the supported organization(s) or (ii) serving on the governing body of a supported organization? If "No," explain in <b>Part VI</b> how the organization maintained a close and continuous working relationship with the supported organization(s).		
<b>2</b>		
<b>3</b> By reason of the relationship described on line 2, above, did the organization's supported organizations have a significant voice in the organization's investment policies and in directing the use of the organization's income or assets at all times during the tax year? If "Yes," describe in <b>Part VI</b> the role the organization's supported organizations played in this regard.		
<b>3</b>		

**Section E. Type III Functionally Integrated Supporting Organizations**

<b>1</b> Check the box next to the method that the organization used to satisfy the Integral Part Test during the year (see instructions).		
<b>a</b> <input type="checkbox"/> The organization satisfied the Activities Test. Complete <b>line 2</b> below.		
<b>b</b> <input type="checkbox"/> The organization is the parent of each of its supported organizations. Complete <b>line 3</b> below.		
<b>c</b> <input type="checkbox"/> The organization supported a governmental entity. Describe in <b>Part VI</b> how you supported a governmental entity (see instructions).		
<b>2</b> Activities Test. Answer lines 2a and 2b below.		
<b>a</b> Did substantially all of the organization's activities during the tax year directly further the exempt purposes of the supported organization(s) to which the organization was responsive? If "Yes," then in <b>Part VI</b> identify those supported organizations and explain how these activities directly furthered their exempt purposes, how the organization was responsive to those supported organizations, and how the organization determined that these activities constituted substantially all of its activities.		
<b>2a</b>		
<b>b</b> Did the activities described on line 2a, above, constitute activities that, but for the organization's involvement, one or more of the organization's supported organization(s) would have been engaged in? If "Yes," explain in <b>Part VI</b> the reasons for the organization's position that its supported organization(s) would have engaged in these activities but for the organization's involvement.		
<b>2b</b>		
<b>3</b> Parent of Supported Organizations. Answer lines 3a and 3b below.		
<b>a</b> Did the organization have the power to regularly appoint or elect a majority of the officers, directors, or trustees of each of the supported organizations? If "Yes" or "No," provide details in <b>Part VI</b> .		
<b>3a</b>		
<b>b</b> Did the organization exercise a substantial degree of direction over the policies, programs, and activities of each of its supported organizations? If "Yes," describe in <b>Part VI</b> the role played by the organization in this regard.		
<b>3b</b>		



**Part V Type III Non-Functionally Integrated 509(a)(3) Supporting Organizations**

- 1  Check here if the organization satisfied the Integral Part Test as a qualifying trust on Nov. 20, 1970 (explain in **Part VI**). See instructions. All other Type III non-functionally integrated supporting organizations must complete Sections A through E.

<b>Section A—Adjusted Net Income</b>		(A) Prior Year	(B) Current Year (optional)
1	Net short-term capital gain	1	
2	Recoveries of prior-year distributions	2	
3	Other gross income (see instructions)	3	
4	Add lines 1 through 3.	4	
5	Depreciation and depletion	5	
6	Portion of operating expenses paid or incurred for production or collection of gross income or for management, conservation, or maintenance of property held for production of income (see instructions)	6	
7	Other expenses (see instructions)	7	
8	<b>Adjusted Net Income</b> (subtract lines 5, 6, and 7 from line 4)	8	
<b>Section B—Minimum Asset Amount</b>		(A) Prior Year	(B) Current Year (optional)
1	Aggregate fair market value of all non-exempt-use assets (see instructions for short tax year or assets held for part of year):		
a	Average monthly value of securities	1a	
b	Average monthly cash balances	1b	
c	Fair market value of other non-exempt-use assets	1c	
d	<b>Total</b> (add lines 1a, 1b, and 1c)	1d	
e	<b>Discount</b> claimed for blockage or other factors (explain in detail in <b>Part VI</b> ):		
2	Acquisition indebtedness applicable to non-exempt-use assets	2	
3	Subtract line 2 from line 1d.	3	
4	Cash deemed held for exempt use. Enter 0.015 of line 3 (for greater amount, see instructions).	4	
5	Net value of non-exempt-use assets (subtract line 4 from line 3)	5	
6	Multiply line 5 by 0.035.	6	
7	Recoveries of prior-year distributions	7	
8	<b>Minimum Asset Amount</b> (add line 7 to line 6)	8	
<b>Section C—Distributable Amount</b>			Current Year
1	Adjusted net income for prior year (from Section A, line 8, column A)	1	
2	Enter 0.85 of line 1.	2	
3	Minimum asset amount for prior year (from Section B, line 8, column A)	3	
4	Enter greater of line 2 or line 3.	4	
5	Income tax imposed in prior year	5	
6	<b>Distributable Amount.</b> Subtract line 5 from line 4, unless subject to emergency temporary reduction (see instructions).	6	
7	<input type="checkbox"/> Check here if the current year is the organization's first as a non-functionally integrated Type III supporting organization (see instructions).		

**Part V Type III Non-Functionally Integrated 509(a)(3) Supporting Organizations** (continued)

Section D—Distributions		Current Year
1	Amounts paid to supported organizations to accomplish exempt purposes	1
2	Amounts paid to perform activity that directly furthers exempt purposes of supported organizations, in excess of income from activity	2
3	Administrative expenses paid to accomplish exempt purposes of supported organizations	3
4	Amounts paid to acquire exempt-use assets	4
5	Qualified set-aside amounts (prior IRS approval required—provide details in Part VI)	5
6	Other distributions (describe in Part VI). See instructions.	6
7	<b>Total annual distributions.</b> Add lines 1 through 6.	7
8	Distributions to attentive supported organizations to which the organization is responsive (provide details in Part VI). See instructions.	8
9	Distributable amount for 2022 from Section C, line 6	9
10	Line 8 amount divided by line 9 amount	10

Section E—Distribution Allocations (see instructions)	(i) Excess Distributions	(ii) Underdistributions Pre-2022	(iii) Distributable Amount for 2022
1	Distributable amount for 2022 from Section C, line 6		
2	Underdistributions, if any, for years prior to 2022 (reasonable cause required—explain in Part VI). See instructions.		
3	Excess distributions carryover, if any, to 2022		
a	From 2017 . . . . .		
b	From 2018 . . . . .		
c	From 2019 . . . . .		
d	From 2020 . . . . .		
e	From 2021 . . . . .		
f	<b>Total</b> of lines 3a through 3e		
g	Applied to underdistributions of prior years		
h	Applied to 2022 distributable amount		
i	Carryover from 2017 not applied (see instructions)		
j	Remainder. Subtract lines 3g, 3h, and 3i from line 3f.		
4	Distributions for 2022 from Section D, line 7: \$		
a	Applied to underdistributions of prior years		
b	Applied to 2022 distributable amount		
c	Remainder. Subtract lines 4a and 4b from line 4.		
5	Remaining underdistributions for years prior to 2022, if any. Subtract lines 3g and 4a from line 2. For result greater than zero, explain in Part VI. See instructions.		
6	Remaining underdistributions for 2022. Subtract lines 3h and 4b from line 1. For result greater than zero, explain in Part VI. See instructions.		
7	<b>Excess distributions carryover to 2023.</b> Add lines 3j and 4c.		
8	Breakdown of line 7:		
a	Excess from 2018 . . . . .		
b	Excess from 2019 . . . . .		
c	Excess from 2020 . . . . .		
d	Excess from 2021 . . . . .		
e	Excess from 2022 . . . . .		

**Part VI** **Supplemental Information.** Provide the explanations required by Part II, line 10; Part II, line 17a or 17b; Part III, line 12; Part IV, Section A, lines 1, 2, 3b, 3c, 4b, 4c, 5a, 6, 9a, 9b, 9c, 11a, 11b, and 11c; Part IV, Section B, lines 1 and 2; Part IV, Section C, line 1; Part IV, Section D, lines 2 and 3; Part IV, Section E, lines 1c, 2a, 2b, 3a, and 3b; Part V, line 1; Part V, Section B, line 1e; Part V, Section D, lines 5, 6, and 8; and Part V, Section E, lines 2, 5, and 6. Also complete this part for any additional information. (See instructions.)

A series of horizontal dashed lines provided for entering supplemental information.



**SCHEDULE C  
(Form 990)**

**Political Campaign and Lobbying Activities**

OMB No. 1545-0047

**2022**

Department of the Treasury  
Internal Revenue Service

**For Organizations Exempt From Income Tax Under section 501(c) and section 527**  
**Complete if the organization is described below. Attach to Form 990 or Form 990-EZ.**  
**Go to [www.irs.gov/Form990](http://www.irs.gov/Form990) for instructions and the latest information.**

**Open to Public  
Inspection**

**If the organization answered "Yes," on Form 990, Part IV, line 3, or Form 990-EZ, Part V, line 46 (Political Campaign Activities), then**

- Section 501(c)(3) organizations: Complete Parts I-A and B. Do not complete Part I-C.
- Section 501(c) (other than section 501(c)(3)) organizations: Complete Parts I-A and C below. Do not complete Part I-B.
- Section 527 organizations: Complete Part I-A only.

**If the organization answered "Yes," on Form 990, Part IV, line 4, or Form 990-EZ, Part VI, line 47 (Lobbying Activities), then**

- Section 501(c)(3) organizations that have filed Form 5768 (election under section 501(h)): Complete Part II-A. Do not complete Part II-B.
- Section 501(c)(3) organizations that have NOT filed Form 5768 (election under section 501(h)): Complete Part II-B. Do not complete Part II-A.

**If the organization answered "Yes," on Form 990, Part IV, line 5 (Proxy Tax) (See separate instructions) or Form 990-EZ, Part V, line 35c (Proxy Tax) (See separate instructions), then**

- Section 501(c)(4), (5), or (6) organizations: Complete Part III.

Name of organization	Employer identification number
----------------------	--------------------------------

**Part I-A Complete if the organization is exempt under section 501(c) or is a section 527 organization.**

- 1 Provide a description of the organization's direct and indirect political campaign activities in Part IV. See instructions for definition of "political campaign activities."
- 2 Political campaign activity expenditures. See instructions . . . . . \$ [REDACTED]
- 3 Volunteer hours for political campaign activities. See instructions . . . . .

**Part I-B Complete if the organization is exempt under section 501(c)(3).**

- 1 Enter the amount of any excise tax incurred by the organization under section 4955 . . . . . \$ [REDACTED]
- 2 Enter the amount of any excise tax incurred by organization managers under section 4955 . . . . . \$ [REDACTED]
- 3 If the organization incurred a section 4955 tax, did it file Form 4720 for this year? . . . . .  Yes  No
- 4a Was a correction made? . . . . .  Yes  No
- b If "Yes," describe in Part IV.

**Part I-C Complete if the organization is exempt under section 501(c), except section 501(c)(3).**

- 1 Enter the amount directly expended by the filing organization for section 527 exempt function activities . . . . . \$ [REDACTED]
- 2 Enter the amount of the filing organization's funds contributed to other organizations for section 527 exempt function activities . . . . . \$ [REDACTED]
- 3 Total exempt function expenditures. Add lines 1 and 2. Enter here and on Form 1120-POL, line 17b . . . . . \$ [REDACTED]
- 4 Did the filing organization file **Form 1120-POL** for this year? . . . . .  Yes  No
- 5 Enter the names, addresses and employer identification number (EIN) of all section 527 political organizations to which the filing organization made payments. For each organization listed, enter the amount paid from the filing organization's funds. Also enter the amount of political contributions received that were promptly and directly delivered to a separate political organization, such as a separate segregated fund or a political action committee (PAC). If additional space is needed, provide information in Part IV.

(a) Name	(b) Address	(c) EIN	(d) Amount paid from filing organization's funds. If none, enter -0-.	(e) Amount of political contributions received and promptly and directly delivered to a separate political organization. If none, enter -0-.
(1)				
(2)				
(3)				
(4)				
(5)				
(6)				

**Part II-A Complete if the organization is exempt under section 501(c)(3) and filed Form 5768 (election under section 501(h)).**

- A** Check  if the filing organization belongs to an affiliated group (and list in Part IV each affiliated group member's name, address, EIN, expenses, and share of excess lobbying expenditures).
- B** Check  if the filing organization checked box A and "limited control" provisions apply.

<b>Limits on Lobbying Expenditures</b> <b>(The term "expenditures" means amounts paid or incurred.)</b>		<b>(a) Filing organization's totals</b>	<b>(b) Affiliated group totals</b>												
<b>1a</b>	Total lobbying expenditures to influence public opinion (grassroots lobbying)														
<b>b</b>	Total lobbying expenditures to influence a legislative body (direct lobbying)														
<b>c</b>	Total lobbying expenditures (add lines 1a and 1b)														
<b>d</b>	Other exempt purpose expenditures														
<b>e</b>	Total exempt purpose expenditures (add lines 1c and 1d)														
<b>f</b>	Lobbying nontaxable amount. Enter the amount from the following table in both columns.														
<table border="1"> <thead> <tr> <th>If the amount on line 1e, column (a) or (b) is:</th> <th>The lobbying nontaxable amount is:</th> </tr> </thead> <tbody> <tr> <td>Not over \$500,000</td> <td>20% of the amount on line 1e.</td> </tr> <tr> <td>Over \$500,000 but not over \$1,000,000</td> <td>\$100,000 plus 15% of the excess over \$500,000.</td> </tr> <tr> <td>Over \$1,000,000 but not over \$1,500,000</td> <td>\$175,000 plus 10% of the excess over \$1,000,000.</td> </tr> <tr> <td>Over \$1,500,000 but not over \$17,000,000</td> <td>\$225,000 plus 5% of the excess over \$1,500,000.</td> </tr> <tr> <td>Over \$17,000,000</td> <td>\$1,000,000.</td> </tr> </tbody> </table>		If the amount on line 1e, column (a) or (b) is:	The lobbying nontaxable amount is:	Not over \$500,000	20% of the amount on line 1e.	Over \$500,000 but not over \$1,000,000	\$100,000 plus 15% of the excess over \$500,000.	Over \$1,000,000 but not over \$1,500,000	\$175,000 plus 10% of the excess over \$1,000,000.	Over \$1,500,000 but not over \$17,000,000	\$225,000 plus 5% of the excess over \$1,500,000.	Over \$17,000,000	\$1,000,000.		
If the amount on line 1e, column (a) or (b) is:	The lobbying nontaxable amount is:														
Not over \$500,000	20% of the amount on line 1e.														
Over \$500,000 but not over \$1,000,000	\$100,000 plus 15% of the excess over \$500,000.														
Over \$1,000,000 but not over \$1,500,000	\$175,000 plus 10% of the excess over \$1,000,000.														
Over \$1,500,000 but not over \$17,000,000	\$225,000 plus 5% of the excess over \$1,500,000.														
Over \$17,000,000	\$1,000,000.														
<b>g</b>	Grassroots nontaxable amount (enter 25% of line 1f)														
<b>h</b>	Subtract line 1g from line 1a. If zero or less, enter -0-														
<b>i</b>	Subtract line 1f from line 1c. If zero or less, enter -0-														
<b>j</b>	If there is an amount other than zero on either line 1h or line 1i, did the organization file Form 4720 reporting section 4911 tax for this year?	<input type="checkbox"/> <b>Yes</b> <input type="checkbox"/> <b>No</b>													

**4-Year Averaging Period Under Section 501(h)**  
 (Some organizations that made a section 501(h) election do not have to complete all of the five columns below.  
 See the separate instructions for lines 2a through 2f.)

<b>Lobbying Expenditures During 4-Year Averaging Period</b>					
Calendar year (or fiscal year beginning in)	<b>(a) 2019</b>	<b>(b) 2020</b>	<b>(c) 2021</b>	<b>(d) 2022</b>	<b>(e) Total</b>
<b>2a</b> Lobbying nontaxable amount					
<b>b</b> Lobbying ceiling amount (150% of line 2a, column (e))					
<b>c</b> Total lobbying expenditures					
<b>d</b> Grassroots nontaxable amount					
<b>e</b> Grassroots ceiling amount (150% of line 2d, column (e))					
<b>f</b> Grassroots lobbying expenditures					

**Part II-B Complete if the organization is exempt under section 501(c)(3) and has NOT filed Form 5768 (election under section 501(h)).**

For each "Yes" response on lines 1a through 1i below, provide in Part IV a detailed description of the lobbying activity.

	(a)		(b)
	Yes	No	Amount
<b>1</b> During the year, did the filing organization attempt to influence foreign, national, state, or local legislation, including any attempt to influence public opinion on a legislative matter or referendum, through the use of:			
<b>a</b> Volunteers?			
<b>b</b> Paid staff or management (include compensation in expenses reported on lines 1c through 1i)?			
<b>c</b> Media advertisements?			
<b>d</b> Mailings to members, legislators, or the public?			
<b>e</b> Publications, or published or broadcast statements?			
<b>f</b> Grants to other organizations for lobbying purposes?			
<b>g</b> Direct contact with legislators, their staffs, government officials, or a legislative body?			
<b>h</b> Rallies, demonstrations, seminars, conventions, speeches, lectures, or any similar means?			
<b>i</b> Other activities?			
<b>j</b> Total. Add lines 1c through 1i			
<b>2a</b> Did the activities in line 1 cause the organization to be not described in section 501(c)(3)?			
<b>b</b> If "Yes," enter the amount of any tax incurred under section 4912			
<b>c</b> If "Yes," enter the amount of any tax incurred by organization managers under section 4912			
<b>d</b> If the filing organization incurred a section 4912 tax, did it file Form 4720 for this year?			

**Part III-A Complete if the organization is exempt under section 501(c)(4), section 501(c)(5), or section 501(c)(6).**

	Yes	No
<b>1</b> Were substantially all (90% or more) dues received nondeductible by members?	<b>1</b>	
<b>2</b> Did the organization make only in-house lobbying expenditures of \$2,000 or less?	<b>2</b>	
<b>3</b> Did the organization agree to carry over lobbying and political campaign activity expenditures from the prior year?	<b>3</b>	

**Part III-B Complete if the organization is exempt under section 501(c)(4), section 501(c)(5), or section 501(c)(6) and if either (a) BOTH Part III-A, lines 1 and 2, are answered "No" OR (b) Part III-A, line 3, is answered "Yes."**

<b>1</b> Dues, assessments and similar amounts from members	<b>1</b>	
<b>2</b> Section 162(e) nondeductible lobbying and political expenditures (do not include amounts of political expenses for which the section 527(f) tax was paid).		
<b>a</b> Current year	<b>2a</b>	
<b>b</b> Carryover from last year	<b>2b</b>	
<b>c</b> Total	<b>2c</b>	
<b>3</b> Aggregate amount reported in section 6033(e)(1)(A) notices of nondeductible section 162(e) dues	<b>3</b>	
<b>4</b> If notices were sent and the amount on line 2c exceeds the amount on line 3, what portion of the excess does the organization agree to carryover to the reasonable estimate of nondeductible lobbying and political expenditures next year?	<b>4</b>	
<b>5</b> Taxable amount of lobbying and political expenditures. See instructions	<b>5</b>	

**Part IV Supplemental Information**

Provide the descriptions required for Part I-A, line 1; Part I-B, line 4; Part I-C, line 5; Part II-A (affiliated group list); Part II-A, lines 1 and 2 (See instructions); and Part II-B, line 1. Also, complete this part for any additional information.

-----

-----

-----

-----

-----

-----

-----

-----

-----

-----



SCHEDULE D (Form 990)

Department of the Treasury Internal Revenue Service

Supplemental Financial Statements

Complete if the organization answered "Yes" on Form 990, Part IV, line 6, 7, 8, 9, 10, 11a, 11b, 11c, 11d, 11e, 11f, 12a, or 12b. Attach to Form 990.

Go to www.irs.gov/Form990 for instructions and the latest information.

OMB No. 1545-0047

2022

Open to Public Inspection

Name of the organization Employer identification number

Part I Organizations Maintaining Donor Advised Funds or Other Similar Funds or Accounts.

Complete if the organization answered "Yes" on Form 990, Part IV, line 6.

Table with 2 columns: (a) Donor advised funds, (b) Funds and other accounts. Rows include: 1 Total number at end of year, 2 Aggregate value of contributions to (during year), 3 Aggregate value of grants from (during year), 4 Aggregate value at end of year, 5 Did the organization inform all donors and donor advisors in writing that the assets held in donor advised funds are the organization's property... 6 Did the organization inform all grantees, donors, and donor advisors in writing that grant funds can be used only for charitable purposes...

Part II Conservation Easements.

Complete if the organization answered "Yes" on Form 990, Part IV, line 7.

Table with 2 columns: Held at the End of the Tax Year. Rows include: 1 Purpose(s) of conservation easements held by the organization (check all that apply), 2 Complete lines 2a through 2d if the organization held a qualified conservation contribution in the form of a conservation easement on the last day of the tax year, 3 Number of conservation easements modified, transferred, released, extinguished, or terminated by the organization during the tax year, 4 Number of states where property subject to conservation easement is located, 5 Does the organization have a written policy regarding the periodic monitoring, inspection, handling of violations, and enforcement of the conservation easements it holds?, 6 Staff and volunteer hours devoted to monitoring, inspecting, handling of violations, and enforcing conservation easements during the year, 7 Amount of expenses incurred in monitoring, inspecting, handling of violations, and enforcing conservation easements during the year, 8 Does each conservation easement reported on line 2(d) above satisfy the requirements of section 170(h)(4)(B)(i) and section 170(h)(4)(B)(ii)?, 9 In Part XIII, describe how the organization reports conservation easements in its revenue and expense statement and balance sheet, and include, if applicable, the text of the footnote to the organization's financial statements that describes the organization's accounting for conservation easements.

Part III Organizations Maintaining Collections of Art, Historical Treasures, or Other Similar Assets.

Complete if the organization answered "Yes" on Form 990, Part IV, line 8.

Table with 2 columns: Revenue included on Form 990, Part VIII, line 1; Assets included in Form 990, Part X. Rows include: 1a If the organization elected, as permitted under FASB ASC 958, not to report in its revenue statement and balance sheet works of art, historical treasures, or other similar assets held for public exhibition, education, or research in furtherance of public service, provide in Part XIII the text of the footnote to its financial statements that describes these items. 1b If the organization elected, as permitted under FASB ASC 958, to report in its revenue statement and balance sheet works of art, historical treasures, or other similar assets held for public exhibition, education, or research in furtherance of public service, provide the following amounts relating to these items: (i) Revenue included on Form 990, Part VIII, line 1 (ii) Assets included in Form 990, Part X 2 If the organization received or held works of art, historical treasures, or other similar assets for financial gain, provide the following amounts required to be reported under FASB ASC 958 relating to these items: a Revenue included on Form 990, Part VIII, line 1 b Assets included in Form 990, Part X

**Part III Organizations Maintaining Collections of Art, Historical Treasures, or Other Similar Assets** *(continued)*

- 3** Using the organization's acquisition, accession, and other records, check any of the following that make significant use of its collection items (check all that apply):
- a**  Public exhibition
  - b**  Scholarly research
  - c**  Preservation for future generations
  - d**  Loan or exchange program
  - e**  Other .....
- 4** Provide a description of the organization's collections and explain how they further the organization's exempt purpose in Part XIII.
- 5** During the year, did the organization solicit or receive donations of art, historical treasures, or other similar assets to be sold to raise funds rather than to be maintained as part of the organization's collection?  Yes  No

**Part IV Escrow and Custodial Arrangements.**

Complete if the organization answered "Yes" on Form 990, Part IV, line 9, or reported an amount on Form 990, Part X, line 21.

- 1a** Is the organization an agent, trustee, custodian or other intermediary for contributions or other assets not included on Form 990, Part X?  Yes  No
- b** If "Yes," explain the arrangement in Part XIII and complete the following table:
- |   | Amount |
|---|--------|
| <b>1c</b> Beginning balance             |        |
| <b>1d</b> Additions during the year     |        |
| <b>1e</b> Distributions during the year |        |
| <b>1f</b> Ending balance                |        |
- 2a** Did the organization include an amount on Form 990, Part X, line 21, for escrow or custodial account liability?  Yes  No
- b** If "Yes," explain the arrangement in Part XIII. Check here if the explanation has been provided on Part XIII

**Part V Endowment Funds.**

Complete if the organization answered "Yes" on Form 990, Part IV, line 10.

	(a) Current year	(b) Prior year	(c) Two years back	(d) Three years back	(e) Four years back
<b>1a</b> Beginning of year balance					
<b>b</b> Contributions					
<b>c</b> Net investment earnings, gains, and losses					
<b>d</b> Grants or scholarships					
<b>e</b> Other expenditures for facilities and programs					
<b>f</b> Administrative expenses					
<b>g</b> End of year balance					

- 2** Provide the estimated percentage of the current year end balance (line 1g, column (a)) held as:
- a** Board designated or quasi-endowment ..... %
  - b** Permanent endowment ..... %
  - c** Term endowment ..... %
- The percentages on lines 2a, 2b, and 2c should equal 100%.
- 3a** Are there endowment funds not in the possession of the organization that are held and administered for the organization by:
- |                                    | Yes | No |
|------------------------------------|-----|----|
| <b>(i)</b> Unrelated organizations |     |    |
| <b>(ii)</b> Related organizations  |     |    |
- b** If "Yes" on line 3a(ii), are the related organizations listed as required on Schedule R?
- 4** Describe in Part XIII the intended uses of the organization's endowment funds.

**Part VI Land, Buildings, and Equipment.**

Complete if the organization answered "Yes" on Form 990, Part IV, line 11a. See Form 990, Part X, line 10.

Description of property	(a) Cost or other basis (investment)	(b) Cost or other basis (other)	(c) Accumulated depreciation	(d) Book value
<b>1a</b> Land				
<b>b</b> Buildings				
<b>c</b> Leasehold improvements				
<b>d</b> Equipment				
<b>e</b> Other				

**Total.** Add lines 1a through 1e. (Column (d) must equal Form 990, Part X, column (B), line 10c.)

**Part VII Investments—Other Securities.**

Complete if the organization answered “Yes” on Form 990, Part IV, line 11b. See Form 990, Part X, line 12.

(a) Description of security or category (including name of security)	(b) Book value	(c) Method of valuation: Cost or end-of-year market value
(1) Financial derivatives . . . . .		
(2) Closely held equity interests . . . . .		
(3) Other _____		
(A) _____		
(B) _____		
(C) _____		
(D) _____		
(E) _____		
(F) _____		
(G) _____		
(H) _____		
<b>Total.</b> (Column (b) must equal Form 990, Part X, col. (B) line 12.) . . . . .		

**Part VIII Investments—Program Related.**

Complete if the organization answered “Yes” on Form 990, Part IV, line 11c. See Form 990, Part X, line 13.

(a) Description of investment	(b) Book value	(c) Method of valuation: Cost or end-of-year market value
(1)		
(2)		
(3)		
(4)		
(5)		
(6)		
(7)		
(8)		
(9)		
<b>Total.</b> (Column (b) must equal Form 990, Part X, col. (B) line 13.) . . . . .		

**Part IX Other Assets.**

Complete if the organization answered “Yes” on Form 990, Part IV, line 11d. See Form 990, Part X, line 15.

(a) Description	(b) Book value
(1)	
(2)	
(3)	
(4)	
(5)	
(6)	
(7)	
(8)	
(9)	
<b>Total.</b> (Column (b) must equal Form 990, Part X, col. (B) line 15.) . . . . .	

**Part X Other Liabilities.**

Complete if the organization answered “Yes” on Form 990, Part IV, line 11e or 11f. See Form 990, Part X, line 25.

1. (a) Description of liability	(b) Book value
(1) Federal income taxes	
(2)	
(3)	
(4)	
(5)	
(6)	
(7)	
(8)	
(9)	
<b>Total.</b> (Column (b) must equal Form 990, Part X, col. (B) line 25.) . . . . .	

2. Liability for uncertain tax positions. In Part XIII, provide the text of the footnote to the organization’s financial statements that reports the organization’s liability for uncertain tax positions under FASB ASC 740. Check here if the text of the footnote has been provided in Part XIII .

**Part XI Reconciliation of Revenue per Audited Financial Statements With Revenue per Return.**

Complete if the organization answered "Yes" on Form 990, Part IV, line 12a.

Table with 5 main rows and sub-rows (a-e). Columns include description, sub-row labels (2a-2d, 4a-4b), and final totals (1, 2e, 3, 4c, 5). Red bars indicate values.

**Part XII Reconciliation of Expenses per Audited Financial Statements With Expenses per Return.**

Complete if the organization answered "Yes" on Form 990, Part IV, line 12a.

Table with 5 main rows and sub-rows (a-e). Columns include description, sub-row labels (2a-2d, 4a-4b), and final totals (1, 2e, 3, 4c, 5). Red bars indicate values.

**Part XIII Supplemental Information.**

Provide the descriptions required for Part II, lines 3, 5, and 9; Part III, lines 1a and 4; Part IV, lines 1b and 2b; Part V, line 4; Part X, line 2; Part XI, lines 2d and 4b; and Part XII, lines 2d and 4b. Also complete this part to provide any additional information.

Series of horizontal dashed lines for providing supplemental information.



**Part XIII** Supplemental Information *(continued)*

---

Area for supplemental information with horizontal dashed lines.

**SCHEDULE G  
(Form 990)**

Department of the Treasury  
Internal Revenue Service  
Name of the organization

**Supplemental Information Regarding Fundraising or Gaming Activities**

Complete if the organization answered "Yes" on Form 990, Part IV, line 17, 18, or 19, or if the organization entered more than \$15,000 on Form 990-EZ, line 6a.

Attach to Form 990 or Form 990-EZ.

Go to [www.irs.gov/Form990](http://www.irs.gov/Form990) for instructions and the latest information.

OMB No. 1545-0047

**2022**

**Open to Public Inspection**

Employer identification number

**Part I Fundraising Activities.** Complete if the organization answered "Yes" on Form 990, Part IV, line 17. Form 990-EZ filers are not required to complete this part.

**1** Indicate whether the organization raised funds through any of the following activities. Check all that apply.

- a** Mail solicitations
- b** Internet and email solicitations
- c** Phone solicitations
- d** In-person solicitations
- e** Solicitation of non-government grants
- f** Solicitation of government grants
- g** Special fundraising events

**2a** Did the organization have a written or oral agreement with any individual (including officers, directors, trustees, or key employees listed in Form 990, Part VII) or entity in connection with professional fundraising services?  **Yes**  **No**

**b** If "Yes," list the 10 highest paid individuals or entities (fundraisers) pursuant to agreements under which the fundraiser is to be compensated at least \$5,000 by the organization.

	(i) Name and address of individual or entity (fundraiser)	(ii) Activity	(iii) Did fundraiser have custody or control of contributions?		(iv) Gross receipts from activity	(v) Amount paid to (or retained by) fundraiser listed in col. (i)	(vi) Amount paid to (or retained by) organization
			Yes	No			
1							
2							
3							
4							
5							
6							
7							
8							
9							
10							
<b>Total</b>							

**3** List all states in which the organization is registered or licensed to solicit contributions or has been notified it is exempt from registration or licensing.

.....

.....

.....

.....

.....

.....

.....

.....

.....

.....

.....

.....

.....

.....

.....

.....

.....

.....

.....

.....

.....

.....

.....

**Part II Fundraising Events.** Complete if the organization answered "Yes" on Form 990, Part IV, line 18, or reported more than \$15,000 of fundraising event contributions and gross income on Form 990-EZ, lines 1 and 6b. List events with gross receipts greater than \$5,000.

		(a) Event #1	(b) Event #2	(c) Other events	(d) Total events
		(event type)	(event type)	(total number)	(add col. (a) through col. (c))
Revenue	<b>1</b> Gross receipts . . . . .				█
	<b>2</b> Less: Contributions . . . . .				█
	<b>3</b> Gross income (line 1 minus line 2) . . . . .				█
Direct Expenses	<b>4</b> Cash prizes . . . . .				█
	<b>5</b> Noncash prizes . . . . .				█
	<b>6</b> Rent/facility costs . . . . .				█
	<b>7</b> Food and beverages . . . . .				█
	<b>8</b> Entertainment . . . . .				█
	<b>9</b> Other direct expenses . . . . .				█
	<b>10</b> Direct expense summary. Add lines 4 through 9 in column (d) . . . . .				█
	<b>11</b> Net income summary. Subtract line 10 from line 3, column (d) . . . . .				█

**Part III Gaming.** Complete if the organization answered "Yes" on Form 990, Part IV, line 19, or reported more than \$15,000 on Form 990-EZ, line 6a.

		(a) Bingo	(b) Pull tabs/instant bingo/progressive bingo	(c) Other gaming	(d) Total gaming (add col. (a) through col. (c))
Revenue	<b>1</b> Gross revenue . . . . .				█
Direct Expenses	<b>2</b> Cash prizes . . . . .				█
	<b>3</b> Noncash prizes . . . . .				█
	<b>4</b> Rent/facility costs . . . . .				█
	<b>5</b> Other direct expenses . . . . .				█
	<b>6</b> Volunteer labor . . . . .	<input type="checkbox"/> Yes _____ % <input type="checkbox"/> No	<input type="checkbox"/> Yes _____ % <input type="checkbox"/> No	<input type="checkbox"/> Yes _____ % <input type="checkbox"/> No	
	<b>7</b> Direct expense summary. Add lines 2 through 5 in column (d) . . . . .				█
	<b>8</b> Net gaming income summary. Subtract line 7 from line 1, column (d) . . . . .				█

- 9** Enter the state(s) in which the organization conducts gaming activities: \_\_\_\_\_
- a** Is the organization licensed to conduct gaming activities in each of these states? . . . . .  Yes  No
- b** If "No," explain: \_\_\_\_\_
- \_\_\_\_\_
- \_\_\_\_\_
- 10a** Were any of the organization's gaming licenses revoked, suspended, or terminated during the tax year? . . . . .  Yes  No
- b** If "Yes," explain: \_\_\_\_\_
- \_\_\_\_\_
- \_\_\_\_\_



**SCHEDULE H  
(Form 990)**

**Hospitals**

OMB No. 1545-0047

**2022**

Department of the Treasury  
Internal Revenue Service

Complete if the organization answered "Yes" on Form 990, Part IV, question 20a.  
Attach to Form 990.

Go to [www.irs.gov/Form990](http://www.irs.gov/Form990) for instructions and the latest information.

**Open to Public  
Inspection**

Name of the organization

Employer identification number

**Part I Financial Assistance and Certain Other Community Benefits at Cost**

	Yes	No
<b>1a</b> Did the organization have a financial assistance policy during the tax year? If "No," skip to question 6a . . . . .		
<b>b</b> If "Yes," was it a written policy? . . . . .		
<b>2</b> If the organization had multiple hospital facilities, indicate which of the following best describes application of the financial assistance policy to its various hospital facilities during the tax year: <input type="checkbox"/> Applied uniformly to all hospital facilities <input type="checkbox"/> Applied uniformly to most hospital facilities <input type="checkbox"/> Generally tailored to individual hospital facilities		
<b>3</b> Answer the following based on the financial assistance eligibility criteria that applied to the largest number of the organization's patients during the tax year.		
<b>a</b> Did the organization use Federal Poverty Guidelines (FPG) as a factor in determining eligibility for providing <i>free care</i> ? If "Yes," indicate which of the following was the FPG family income limit for eligibility for free care: <input type="checkbox"/> 100% <input type="checkbox"/> 150% <input type="checkbox"/> 200% <input type="checkbox"/> Other _____ %		
<b>b</b> Did the organization use FPG as a factor in determining eligibility for providing <i>discounted care</i> ? If "Yes," indicate which of the following was the family income limit for eligibility for discounted care: . . . . . <input type="checkbox"/> 200% <input type="checkbox"/> 250% <input type="checkbox"/> 300% <input type="checkbox"/> 350% <input type="checkbox"/> 400% <input type="checkbox"/> Other _____ %		
<b>c</b> If the organization used factors other than FPG in determining eligibility, describe in Part VI the criteria used for determining eligibility for free or discounted care. Include in the description whether the organization used an asset test or other threshold, regardless of income, as a factor in determining eligibility for free or discounted care.		
<b>4</b> Did the organization's financial assistance policy that applied to the largest number of its patients during the tax year provide for free or discounted care to the "medically indigent"? . . . . .		
<b>5a</b> Did the organization budget amounts for free or discounted care provided under its financial assistance policy during the tax year?		
<b>b</b> If "Yes," did the organization's financial assistance expenses exceed the budgeted amount? . . . . .		
<b>c</b> If "Yes" to line 5b, as a result of budget considerations, was the organization unable to provide free or discounted care to a patient who was eligible for free or discounted care? . . . . .		
<b>6a</b> Did the organization prepare a community benefit report during the tax year? . . . . .		
<b>b</b> If "Yes," did the organization make it available to the public? . . . . .		

<b>7 Financial Assistance and Certain Other Community Benefits at Cost</b>						
<b>Financial Assistance and Means-Tested Government Programs</b>	<b>(a) Number of activities or programs (optional)</b>	<b>(b) Persons served (optional)</b>	<b>(c) Total community benefit expense</b>	<b>(d) Direct offsetting revenue</b>	<b>(e) Net community benefit expense</b>	<b>(f) Percent of total expense</b>
<b>a</b> Financial Assistance at cost (from Worksheet 1) . . . . .						
<b>b</b> Medicaid (from Worksheet 3, column a)						
<b>c</b> Costs of other means-tested government programs (from Worksheet 3, column b) . . . . .						
<b>d Total.</b> Financial Assistance and Means-Tested Government Programs						
<b>Other Benefits</b>						
<b>e</b> Community health improvement services and community benefit operations (from Worksheet 4) . . . . .						
<b>f</b> Health professions education (from Worksheet 5) . . . . .						
<b>g</b> Subsidized health services (from Worksheet 6) . . . . .						
<b>h</b> Research (from Worksheet 7) . . . . .						
<b>i</b> Cash and in-kind contributions for community benefit (from Worksheet 8) . . . . .						
<b>j Total.</b> Other Benefits . . . . .						
<b>k Total.</b> Add lines 7d and 7j . . . . .						

For Paperwork Reduction Act Notice, see the Instructions for Form 990.

Cat. No. 50192T

Schedule H (Form 990) 2022

**Part II Community Building Activities.** Complete this table if the organization conducted any community building activities during the tax year, and describe in Part VI how its community building activities promoted the health of the communities it serves.

	(a) Number of activities or programs (optional)	(b) Persons served (optional)	(c) Total community building expense	(d) Direct offsetting revenue	(e) Net community building expense	(f) Percent of total expense
1 Physical improvements and housing						
2 Economic development						
3 Community support						
4 Environmental improvements						
5 Leadership development and training for community members						
6 Coalition building						
7 Community health improvement advocacy						
8 Workforce development						
9 Other						
10 Total						

**Part III Bad Debt, Medicare, & Collection Practices**

		Yes	No
<b>Section A. Bad Debt Expense</b>			
1	Did the organization report bad debt expense in accordance with Healthcare Financial Management Association Statement No. 15? . . . . .		
2	Enter the amount of the organization's bad debt expense. Explain in Part VI the methodology used by the organization to estimate this amount . . . . .		
3	Enter the estimated amount of the organization's bad debt expense attributable to patients eligible under the organization's financial assistance policy. Explain in Part VI the methodology used by the organization to estimate this amount and the rationale, if any, for including this portion of bad debt as community benefit . . . . .		
4	Provide in Part VI the text of the footnote to the organization's financial statements that describes bad debt expense or the page number on which this footnote is contained in the attached financial statements.		
<b>Section B. Medicare</b>			
5	Enter total revenue received from Medicare (including DSH and IME) . . . . .		
6	Enter Medicare allowable costs of care relating to payments on line 5 . . . . .		
7	Subtract line 6 from line 5. This is the surplus (or shortfall) . . . . .		
8	Describe in Part VI the extent to which any shortfall reported on line 7 should be treated as community benefit. Also describe in Part VI the costing methodology or source used to determine the amount reported on line 6. Check the box that describes the method used: <input checked="" type="checkbox"/> Cost accounting system <input type="checkbox"/> Cost to charge ratio <input type="checkbox"/> Other		
<b>Section C. Collection Practices</b>			
9a	Did the organization have a written debt collection policy during the tax year? . . . . .		
9b	If "Yes," did the organization's collection policy that applied to the largest number of its patients during the tax year contain provisions on the collection practices to be followed for patients who are known to qualify for financial assistance? Describe in Part VI		

**Part IV Management Companies and Joint Ventures** (owned 10% or more by officers, directors, trustees, key employees, and physicians—see instructions)

	(a) Name of entity	(b) Description of primary activity of entity	(c) Organization's profit % or stock ownership %	(d) Officers, directors, trustees, or key employees' profit % or stock ownership %	(e) Physicians' profit % or stock ownership %
1					
2					
3					
4					
5					
6					
7					
8					
9					
10					
11					
12					
13					

**Part V Facility Information**

**Section A. Hospital Facilities**

(list in order of size, from largest to smallest—see instructions)  
 How many hospital facilities did the organization operate during the tax year? \_\_\_\_\_

Name, address, primary website address, and state license number (and if a group return, the name and EIN of the subordinate hospital organization that operates the hospital facility):

	Licensed hospital	General medical & surgical	Children's hospital	Teaching hospital	Critical access hospital	Research facility	ER-24 hours	ER—other	Other (describe)	Facility reporting group
<b>1</b>	<input checked="" type="checkbox"/>	<input checked="" type="checkbox"/>	<input checked="" type="checkbox"/>	<input checked="" type="checkbox"/>	<input checked="" type="checkbox"/>	<input checked="" type="checkbox"/>	<input checked="" type="checkbox"/>	<input checked="" type="checkbox"/>	<input checked="" type="checkbox"/>	<input checked="" type="checkbox"/>
<b>2</b>										
<b>3</b>										
<b>4</b>										
<b>5</b>										
<b>6</b>										
<b>7</b>										
<b>8</b>										
<b>9</b>										
<b>10</b>										

**Part V Facility Information** *(continued)*

**Section B. Facility Policies and Practices**

(complete a separate Section B for each of the hospital facilities or facility reporting groups listed in Part V, Section A)

Name of hospital facility or letter of facility reporting group: ██████████

Line number of hospital facility, or line numbers of hospital facilities in a facility reporting group (from Part V, Section A): ██████████

Community Health Needs Assessment		Yes	No
<b>1</b>	Was the hospital facility first licensed, registered, or similarly recognized by a state as a hospital facility in the current tax year or the immediately preceding tax year? . . . . .	<input checked="" type="checkbox"/>	<input type="checkbox"/>
<b>2</b>	Was the hospital facility acquired or placed into service as a tax-exempt hospital in the current tax year or the immediately preceding tax year? If "Yes," provide details of the acquisition in Section C . . . . .	<input checked="" type="checkbox"/>	<input type="checkbox"/>
<b>3</b>	During the tax year or either of the two immediately preceding tax years, did the hospital facility conduct a community health needs assessment (CHNA)? If "No," skip to line 12 . . . . . If "Yes," indicate what the CHNA report describes (check all that apply): <span style="background-color: red; color: black;">██████████</span>	<input checked="" type="checkbox"/>	<input type="checkbox"/>
<b>a</b>	<input type="checkbox"/> A definition of the community served by the hospital facility		
<b>b</b>	<input type="checkbox"/> Demographics of the community		
<b>c</b>	<input type="checkbox"/> Existing health care facilities and resources within the community that are available to respond to the health needs of the community		
<b>d</b>	<input type="checkbox"/> How data was obtained		
<b>e</b>	<input type="checkbox"/> The significant health needs of the community		
<b>f</b>	<input type="checkbox"/> Primary and chronic disease needs and other health issues of uninsured persons, low-income persons, and minority groups		
<b>g</b>	<input type="checkbox"/> The process for identifying and prioritizing community health needs and services to meet the community health needs		
<b>h</b>	<input type="checkbox"/> The process for consulting with persons representing the community's interests		
<b>i</b>	<input type="checkbox"/> The impact of any actions taken to address the significant health needs identified in the hospital facility's prior CHNA(s)		
<b>j</b>	<input type="checkbox"/> Other (describe in Section C)		
<b>4</b>	Indicate the tax year the hospital facility last conducted a CHNA: 20 <span style="background-color: red; color: black;">██████████</span>		
<b>5</b>	In conducting its most recent CHNA, did the hospital facility take into account input from persons who represent the broad interests of the community served by the hospital facility, including those with special knowledge of or expertise in public health? If "Yes," describe in Section C how the hospital facility took into account input from persons who represent the community, and identify the persons the hospital facility consulted . . . . .	<input checked="" type="checkbox"/>	<input type="checkbox"/>
<b>6a</b>	Was the hospital facility's CHNA conducted with one or more other hospital facilities? If "Yes," list the other hospital facilities in Section C . . . . .	<input checked="" type="checkbox"/>	<input type="checkbox"/>
<b>6b</b>	Was the hospital facility's CHNA conducted with one or more organizations other than hospital facilities? If "Yes," list the other organizations in Section C . . . . .	<input checked="" type="checkbox"/>	<input type="checkbox"/>
<b>7</b>	Did the hospital facility make its CHNA report widely available to the public? . . . . . If "Yes," indicate how the CHNA report was made widely available (check all that apply) <span style="background-color: red; color: black;">██████████</span>	<input checked="" type="checkbox"/>	<input type="checkbox"/>
<b>a</b>	<input type="checkbox"/> Hospital facility's website (list url): _____		
<b>b</b>	<input type="checkbox"/> Other website (list url): _____		
<b>c</b>	<input type="checkbox"/> Made a paper copy available for public inspection without charge at the hospital facility		
<b>d</b>	<input type="checkbox"/> Other (describe in Section C)		
<b>8</b>	Did the hospital facility adopt an implementation strategy to meet the significant community health needs identified through its most recently conducted CHNA? If "No," skip to line 11 . . . . .	<input checked="" type="checkbox"/>	<input type="checkbox"/>
<b>9</b>	Indicate the tax year the hospital facility last adopted an implementation strategy: 20 <span style="background-color: red; color: black;">██████████</span>		
<b>10</b>	Is the hospital facility's most recently adopted implementation strategy posted on a website? . . . . .	<input checked="" type="checkbox"/>	<input type="checkbox"/>
<b>a</b>	If "Yes," (list url): _____		
<b>b</b>	If "No," is the hospital facility's most recently adopted implementation strategy attached to this return? . . . . .	<input checked="" type="checkbox"/>	<input type="checkbox"/>
<b>11</b>	Describe in Section C how the hospital facility is addressing the significant needs identified in its most recently conducted CHNA and any such needs that are not being addressed together with the reasons why such needs are not being addressed.		
<b>12a</b>	Did the organization incur an excise tax under section 4959 for the hospital facility's failure to conduct a CHNA as required by section 501(r)(3)? . . . . .	<input checked="" type="checkbox"/>	<input type="checkbox"/>
<b>b</b>	If "Yes" to line 12a, did the organization file Form 4720 to report the section 4959 excise tax? . . . . .	<input checked="" type="checkbox"/>	<input type="checkbox"/>
<b>c</b>	If "Yes" to line 12b, what is the total amount of section 4959 excise tax the organization reported on Form 4720 for all of its hospital facilities? \$ <span style="background-color: red; color: black;">██████████</span>		



**Part V Facility Information** (continued)

**Financial Assistance Policy (FAP)**

Name of hospital facility or letter of facility reporting group: \_\_\_\_\_

		Yes	No
Did the hospital facility have in place during the tax year a written financial assistance policy that:			
<b>13</b>	Explained eligibility criteria for financial assistance, and whether such assistance included free or discounted care? If "Yes," indicate the eligibility criteria explained in the FAP [redacted]		
<b>a</b>	<input type="checkbox"/> Federal poverty guidelines (FPG), with FPG family income limit for eligibility for free care of ___ % and FPG family income limit for eligibility for discounted care of ___ %		
<b>b</b>	<input type="checkbox"/> Income level other than FPG (describe in Section C)		
<b>c</b>	<input type="checkbox"/> Asset level		
<b>d</b>	<input type="checkbox"/> Medical indigency		
<b>e</b>	<input type="checkbox"/> Insurance status		
<b>f</b>	<input type="checkbox"/> Underinsurance status		
<b>g</b>	<input type="checkbox"/> Residency		
<b>h</b>	<input type="checkbox"/> Other (describe in Section C)		
<b>14</b>	Explained the basis for calculating amounts charged to patients?		
<b>15</b>	Explained the method for applying for financial assistance? If "Yes," indicate how the hospital facility's FAP or FAP application form (including accompanying instructions) explained the method for applying for financial assistance (check all that apply): [redacted]		
<b>a</b>	<input type="checkbox"/> Described the information the hospital facility may require an individual to provide as part of his or her application		
<b>b</b>	<input type="checkbox"/> Described the supporting documentation the hospital facility may require an individual to submit as part of his or her application		
<b>c</b>	<input type="checkbox"/> Provided the contact information of hospital facility staff who can provide an individual with information about the FAP and FAP application process		
<b>d</b>	<input type="checkbox"/> Provided the contact information of nonprofit organizations or government agencies that may be sources of assistance with FAP applications		
<b>e</b>	<input type="checkbox"/> Other (describe in Section C)		
<b>16</b>	Was widely publicized within the community served by the hospital facility? If "Yes," indicate how the hospital facility publicized the policy (check all that apply) [redacted]		
<b>a</b>	<input type="checkbox"/> The FAP was widely available on a website (list url): _____		
<b>b</b>	<input type="checkbox"/> The FAP application form was widely available on a website (list url): _____		
<b>c</b>	<input type="checkbox"/> A plain language summary of the FAP was widely available on a website (list url): _____		
<b>d</b>	<input type="checkbox"/> The FAP was available upon request and without charge (in public locations in the hospital facility and by mail)		
<b>e</b>	<input type="checkbox"/> The FAP application form was available upon request and without charge (in public locations in the hospital facility and by mail)		
<b>f</b>	<input type="checkbox"/> A plain language summary of the FAP was available upon request and without charge (in public locations in the hospital facility and by mail)		
<b>g</b>	<input type="checkbox"/> Individuals were notified about the FAP by being offered a paper copy of the plain language summary of the FAP, by receiving a conspicuous written notice about the FAP on their billing statements, and via conspicuous public displays or other measures reasonably calculated to attract patients' attention		
<b>h</b>	<input type="checkbox"/> Notified members of the community who are most likely to require financial assistance about availability of the FAP		
<b>i</b>	<input type="checkbox"/> The FAP, FAP application form, and plain language summary of the FAP were translated into the primary language(s) spoken by Limited English Proficiency (LEP) populations		
<b>j</b>	<input type="checkbox"/> Other (describe in Section C)		

**Part V Facility Information** (continued)

**Billing and Collections**

Name of hospital facility or letter of facility reporting group: \_\_\_\_\_

		Yes	No
<b>17</b>	Did the hospital facility have in place during the tax year a separate billing and collections policy, or a written financial assistance policy (FAP) that explained all of the actions the hospital facility or other authorized party may take upon nonpayment? . . . . .		■
<b>18</b>	Check all of the following actions against an individual that were permitted under the hospital facility's policies during the tax year before making reasonable efforts to determine the individual's eligibility under the facility's FAP: ■		
<b>a</b>	<input type="checkbox"/> Reporting to credit agency(ies)		
<b>b</b>	<input type="checkbox"/> Selling an individual's debt to another party		
<b>c</b>	<input type="checkbox"/> Deferring, denying, or requiring a payment before providing medically necessary care due to nonpayment of a previous bill for care covered under the hospital facility's FAP		
<b>d</b>	<input type="checkbox"/> Actions that require a legal or judicial process		
<b>e</b>	<input type="checkbox"/> Other similar actions (describe in Section C)		
<b>f</b>	<input type="checkbox"/> None of these actions or other similar actions were permitted		
<b>19</b>	Did the hospital facility or other authorized party perform any of the following actions during the tax year before making reasonable efforts to determine the individual's eligibility under the facility's FAP? . . . . . If "Yes," check all actions in which the hospital facility or a third party engaged: ■		■
<b>a</b>	<input type="checkbox"/> Reporting to credit agency(ies)		
<b>b</b>	<input type="checkbox"/> Selling an individual's debt to another party		
<b>c</b>	<input type="checkbox"/> Deferring, denying, or requiring a payment before providing medically necessary care due to nonpayment of a previous bill for care covered under the hospital facility's FAP		
<b>d</b>	<input type="checkbox"/> Actions that require a legal or judicial process		
<b>e</b>	<input type="checkbox"/> Other similar actions (describe in Section C)		
<b>20</b>	Indicate which efforts the hospital facility or other authorized party made before initiating any of the actions listed (whether or not checked) in line 19 (check all that apply): ■		
<b>a</b>	<input type="checkbox"/> Provided a written notice about upcoming ECAs (Extraordinary Collection Action) and a plain language summary of the FAP at least 30 days before initiating those ECAs (if not, describe in Section C)		
<b>b</b>	<input type="checkbox"/> Made a reasonable effort to orally notify individuals about the FAP and FAP application process (if not, describe in Section C)		
<b>c</b>	<input type="checkbox"/> Processed incomplete and complete FAP applications (if not, describe in Section C)		
<b>d</b>	<input type="checkbox"/> Made presumptive eligibility determinations (if not, describe in Section C)		
<b>e</b>	<input type="checkbox"/> Other (describe in Section C)		
<b>f</b>	<input type="checkbox"/> None of these efforts were made		

**Policy Relating to Emergency Medical Care**

<b>21</b>	Did the hospital facility have in place during the tax year a written policy relating to emergency medical care that required the hospital facility to provide, without discrimination, care for emergency medical conditions to individuals regardless of their eligibility under the hospital facility's financial assistance policy? . . . . . If "No," indicate why: ■		■
<b>a</b>	<input type="checkbox"/> The hospital facility did not provide care for any emergency medical conditions		
<b>b</b>	<input type="checkbox"/> The hospital facility's policy was not in writing		
<b>c</b>	<input type="checkbox"/> The hospital facility limited who was eligible to receive care for emergency medical conditions (describe in Section C)		
<b>d</b>	<input type="checkbox"/> Other (describe in Section C)		

**Part V Facility Information** *(continued)*

**Charges to Individuals Eligible for Assistance Under the FAP (FAP-Eligible Individuals)**

Name of hospital facility or letter of facility reporting group: \_\_\_\_\_

		Yes	No
<b>22</b>	Indicate how the hospital facility determined, during the tax year, the maximum amounts that can be charged to FAP-eligible individuals for emergency or other medically necessary care: <span style="color: red;">■</span>		
<b>a</b>	<input type="checkbox"/> The hospital facility used a look-back method based on claims allowed by Medicare fee-for-service during a prior 12-month period		
<b>b</b>	<input type="checkbox"/> The hospital facility used a look-back method based on claims allowed by Medicare fee-for-service and all private health insurers that pay claims to the hospital facility during a prior 12-month period		
<b>c</b>	<input type="checkbox"/> The hospital facility used a look-back method based on claims allowed by Medicaid, either alone or in combination with Medicare fee-for-service and all private health insurers that pay claims to the hospital facility during a prior 12-month period		
<b>d</b>	<input type="checkbox"/> The hospital facility used a prospective Medicare or Medicaid method		
<b>23</b>	During the tax year, did the hospital facility charge any FAP-eligible individual to whom the hospital facility provided emergency or other medically necessary services more than the amounts generally billed to individuals who had insurance covering such care? . . . . . If "Yes," explain in Section C.	<b>23</b> <span style="color: red;">■</span>	
<b>24</b>	During the tax year, did the hospital facility charge any FAP-eligible individual an amount equal to the gross charge for any service provided to that individual? . . . . . If "Yes," explain in Section C.	<b>24</b> <span style="color: red;">■</span>	

**Part V Facility Information** *(continued)*

**Section C. Supplemental Information for Part V, Section B.** Provide descriptions required for Part V, Section B, lines 2, 3j, 5, 6a, 6b, 7d, 11, 13b, 13h, 15e, 16j, 18e, 19e, 20a, 20b, 20c, 20d, 20e, 21c, 21d, 23, and 24. If applicable, provide separate descriptions for each hospital facility in a facility reporting group, designated by facility reporting group letter and hospital facility line number from Part V, Section A ("A, 1," "A, 4," "B, 2," "B, 3," etc.) and name of hospital facility.

Multiple horizontal lines for providing descriptions.

**Part V Facility Information** *(continued)*

**Section D. Other Health Care Facilities That Are Not Licensed, Registered, or Similarly Recognized as a Hospital Facility**  
(list in order of size, from largest to smallest)

How many non-hospital health care facilities did the organization operate during the tax year? █

Name and address	Type of facility (describe)
1	
2	
3	
4	
5	
6	
7	
8	
9	
10	

**SCHEDULE J  
(Form 990)**

Department of the Treasury  
Internal Revenue Service  
Name of the organization

**Compensation Information**  
For certain Officers, Directors, Trustees, Key Employees, and Highest  
Compensated Employees  
Complete if the organization answered "Yes" on Form 990, Part IV, line 23.  
Attach to Form 990.  
Go to [www.irs.gov/Form990](http://www.irs.gov/Form990) for instructions and the latest information.

OMB No. 1545-0047

**2022**

**Open to Public  
Inspection**

Employer identification number

**Part I Questions Regarding Compensation**

	Yes	No
<b>1a</b> Check the appropriate box(es) if the organization provided any of the following to or for a person listed on Form 990, Part VII, Section A, line 1a. Complete Part III to provide any relevant information regarding these items. <span style="float:right">■</span>		
<input type="checkbox"/> First-class or charter travel		
<input type="checkbox"/> Travel for companions		
<input type="checkbox"/> Tax indemnification and gross-up payments		
<input type="checkbox"/> Discretionary spending account		
<input type="checkbox"/> Housing allowance or residence for personal use		
<input type="checkbox"/> Payments for business use of personal residence		
<input type="checkbox"/> Health or social club dues or initiation fees		
<input type="checkbox"/> Personal services (such as maid, chauffeur, chef)		
<b>b</b> If any of the boxes on line 1a are checked, did the organization follow a written policy regarding payment or reimbursement or provision of all of the expenses described above? If "No," complete Part III to explain. . . . .		<b>1b</b> <span style="float:right">■</span>
<b>2</b> Did the organization require substantiation prior to reimbursing or allowing expenses incurred by all directors, trustees, and officers, including the CEO/Executive Director, regarding the items checked on line 1a? . . . . .		<b>2</b> <span style="float:right">■</span>
<b>3</b> Indicate which, if any, of the following the organization used to establish the compensation of the organization's CEO/Executive Director. Check all that apply. Do not check any boxes for methods used by a related organization to establish compensation of the CEO/Executive Director, but explain in Part III. <span style="float:right">■</span>		
<input type="checkbox"/> Compensation committee		
<input type="checkbox"/> Independent compensation consultant		
<input type="checkbox"/> Form 990 of other organizations		
<input type="checkbox"/> Written employment contract		
<input type="checkbox"/> Compensation survey or study		
<input type="checkbox"/> Approval by the board or compensation committee		
<b>4</b> During the year, did any person listed on Form 990, Part VII, Section A, line 1a, with respect to the filing organization or a related organization:		
<b>a</b> Receive a severance payment or change-of-control payment? . . . . .	<b>4a</b>	<span style="float:right">■</span>
<b>b</b> Participate in or receive payment from a supplemental nonqualified retirement plan? . . . . .	<b>4b</b>	<span style="float:right">■</span>
<b>c</b> Participate in or receive payment from an equity-based compensation arrangement? . . . . .	<b>4c</b>	<span style="float:right">■</span>
If "Yes" to any of lines 4a–c, list the persons and provide the applicable amounts for each item in Part III.		
<b>Only section 501(c)(3), 501(c)(4), and 501(c)(29) organizations must complete lines 5–9.</b>		
<b>5</b> For persons listed on Form 990, Part VII, Section A, line 1a, did the organization pay or accrue any compensation contingent on the revenues of:		
<b>a</b> The organization? . . . . .	<b>5a</b>	<span style="float:right">■</span>
<b>b</b> Any related organization? . . . . .	<b>5b</b>	<span style="float:right">■</span>
If "Yes" on line 5a or 5b, describe in Part III.		
<b>6</b> For persons listed on Form 990, Part VII, Section A, line 1a, did the organization pay or accrue any compensation contingent on the net earnings of:		
<b>a</b> The organization? . . . . .	<b>6a</b>	<span style="float:right">■</span>
<b>b</b> Any related organization? . . . . .	<b>6b</b>	<span style="float:right">■</span>
If "Yes" on line 6a or 6b, describe in Part III.		
<b>7</b> For persons listed on Form 990, Part VII, Section A, line 1a, did the organization provide any nonfixed payments not described on lines 5 and 6? If "Yes," describe in Part III . . . . .	<b>7</b>	<span style="float:right">■</span>
<b>8</b> Were any amounts reported on Form 990, Part VII, paid or accrued pursuant to a contract that was subject to the initial contract exception described in Regulations section 53.4958-4(a)(3)? If "Yes," describe in Part III . . . . .	<b>8</b>	<span style="float:right">■</span>
<b>9</b> If "Yes" on line 8, did the organization also follow the rebuttable presumption procedure described in Regulations section 53.4958-6(c)? . . . . .	<b>9</b>	<span style="float:right">■</span>

**Part II Officers, Directors, Trustees, Key Employees, and Highest Compensated Employees.** Use duplicate copies if additional space is needed.

For each individual whose compensation must be reported on Schedule J, report compensation from the organization on row (i) and from related organizations, described in the instructions, on row (ii). Do not list any individuals that aren't listed on Form 990, Part VII.

**Note:** The sum of columns (B)(i)-(iii) for each listed individual must equal the total amount of Form 990, Part VII, Section A, line 1a, applicable column (D) and (E) amounts for that individual.

	(A) Name and Title	(B) Breakdown of W-2 and/or 1099-MISC and/or 1099-NEC compensation			(C) Retirement and other deferred compensation	(D) Nontaxable benefits	(E) Total of columns (B)(i)-(D)	(F) Compensation in column (B) reported as deferred on prior Form 990
		(i) Base compensation	(ii) Bonus & incentive compensation	(iii) Other reportable compensation				
1		(i) [Redacted]	(ii) [Redacted]	(iii) [Redacted]	[Redacted]	[Redacted]	[Redacted]	[Redacted]
2		(i)						
3		(i)						
4		(i)						
5		(i)						
6		(i)						
7		(i)						
8		(i)						
9		(i)						
10		(i)						
11		(i)						
12		(i)						
13		(i)						
14		(i)						
15		(i)						
16		(i)						

**Part III** **Supplemental Information**

Provide the information, explanation, or descriptions required for Part I, lines 1a, 1b, 3, 4a, 4b, 4c, 5a, 5b, 6a, 6b, 7, and 8, and for Part II. Also complete this part for any additional information.

Ruled area with horizontal dashed lines for supplemental information.



**SCHEDULE M  
(Form 990)**

**Noncash Contributions**

OMB No. 1545-0047

**2022**

Complete if the organizations answered "Yes" on Form 990, Part IV, lines 29 or 30.  
Attach to Form 990.

**Open to Public  
Inspection**

Department of the Treasury  
Internal Revenue Service

Go to [www.irs.gov/Form990](http://www.irs.gov/Form990) for instructions and the latest information.

Name of the organization

Employer identification number

**Part I Types of Property**

	(a) Check if applicable	(b) Number of contributions or items contributed	(c) Noncash contribution amounts reported on Form 990, Part VIII, line 1g	(d) Method of determining noncash contribution amounts	
1					
2					
3					
4					
5					
6					
7					
8					
9					
10					
11					
12					
13					
14					
15					
16					
17					
18					
19					
20					
21					
22					
23					
24					
25					
26					
27					
28					
29	Number of Forms 8283 received by the organization during the tax year for contributions for which the organization completed Form 8283, Part V, Donee Acknowledgement . . . . .			29	
30a	During the year, did the organization receive by contribution any property reported in Part I, lines 1 through 28, that it must hold for at least 3 years from the date of the initial contribution, and which isn't required to be used for exempt purposes for the entire holding period? . . . . .				Yes No
b	If "Yes," describe the arrangement in Part II.				
31	Does the organization have a gift acceptance policy that requires the review of any nonstandard contributions? . . . . .				Yes No
32a	Does the organization hire or use third parties or related organizations to solicit, process, or sell noncash contributions? . . . . .				Yes No
b	If "Yes," describe in Part II.				
33	If the organization didn't report an amount in column (c) for a type of property for which column (a) is checked, describe in Part II.				

SCHEDULE N (Form 990)

Liquidation, Termination, Dissolution, or Significant Disposition of Assets

OMB No. 1545-0047

Complete if the organization answered "Yes" on Form 990, Part IV, lines 31 or 32, or Form 990-EZ, line 36.

Attach certified copies of any articles of dissolution, resolutions, or plans.

Attach to Form 990 or Form 990-EZ.

Go to www.irs.gov/Form990 for the latest information.

2022

Open to Public Inspection

Department of the Treasury Internal Revenue Service

Name of the organization

Employer identification number

Part I Liquidation, Termination, or Dissolution. Complete this part if the organization answered "Yes" on Form 990, Part IV, line 31, or Form 990-EZ, line 36. Part I can be duplicated if additional space is needed.

Table with 7 columns: (a) Description of asset(s) distributed or transaction expenses paid, (b) Date of distribution, (c) Fair market value of asset(s) distributed or amount of transaction expenses, (d) Method of determining FMV for asset(s) distributed or transaction expenses, (e) EIN of recipient, (f) Name and address of recipient, (g) IRC section of recipient(s) (if tax-exempt) or type of entity.

2 Did or will any officer, director, trustee, or key employee of the organization:

- a Become a director or trustee of a successor or transferee organization?
b Become an employee of, or independent contractor for, a successor or transferee organization?
c Become a direct or indirect owner of a successor or transferee organization?
d Receive, or become entitled to, compensation or other similar payments as a result of the organization's liquidation, termination, or dissolution?
e If the organization answered "Yes" to any of the questions on lines 2a through 2d, provide the name of the person involved and explain in Part III

Yes/No grid for questions 2a, 2b, 2c, and 2d.

For Paperwork Reduction Act Notice, see the instructions for Form 990 or 990-EZ.

Cat. No. 50087Z

Schedule N (Form 990) 2022

**Part I Liquidation, Termination, or Dissolution (continued)**

**Note:** If the organization distributed all of its assets during the tax year, then Form 990, Part X, column (B), line 16 (Total assets), and line 26 (Total liabilities), should equal -0-.

- 3** Did the organization distribute its assets in accordance with its governing instrument(s)? If "No," describe in Part III . . . . . **3**
- 4a** Is the organization required to notify the attorney general or other appropriate state official of its intent to dissolve, liquidate, or terminate? . . . . . **4a**
- b** If "Yes," did the organization provide such notice? . . . . . **4b**
- 5** Did the organization discharge or pay all of its liabilities in accordance with state laws? . . . . . **5**
- 6a** Did the organization have any tax-exempt bonds outstanding during the year? . . . . . **6a**
- b** If "Yes" to line 6a, did the organization discharge or defease all of its tax-exempt bond liabilities during the tax year in accordance with the Internal Revenue Code and state laws? . . . . .
- c** If "Yes" on line 6b, describe in Part III how the organization defeased or otherwise settled these liabilities. If "No" on line 6b, explain in Part III.

**Part II Sale, Exchange, Disposition, or Other Transfer of More Than 25% of the Organization's Assets.** Complete this part if the organization answered "Yes" on Form 990, Part IV, line 32, or Form 990-EZ, line 36. Part II can be duplicated if additional space is needed.

<b>1</b>	<b>(a)</b> Description of asset(s) distributed or transaction expenses paid	<b>(b)</b> Date of distribution	<b>(c)</b> Fair market value of asset(s) distributed or amount of transaction expenses	<b>(d)</b> Method of determining FMV for asset(s) distributed or transaction expenses	<b>(e)</b> EIN of recipient	<b>(f)</b> Name and address of recipient	<b>(g)</b> IRC section of recipient(s) (if tax-exempt) or type of entity

**2** Did or will any officer, director, trustee, or key employee of the organization:

	<b>Yes</b>	<b>No</b>
<b>a</b> Become a director or trustee of a successor or transferee organization? . . . . .		
<b>b</b> Become an employee of, or independent contractor for, a successor or transferee organization? . . . . .		
<b>c</b> Become a direct or indirect owner of a successor or transferee organization? . . . . .		
<b>d</b> Receive, or become entitled to, compensation or other similar payments as a result of the organization's significant disposition of assets? . . . . .		
<b>e</b> If the organization answered "Yes" to any of the questions on lines 2a through 2d, provide the name of the person involved and explain in Part III		

**SCHEDULE R  
(Form 990)**

Department of the Treasury  
Internal Revenue Service  
Name of the organization

**Related Organizations and Unrelated Partnerships**

Complete if the organization answered "Yes" on Form 990, Part IV, line 33, 34, 35b, 36, or 37.  
Attach to Form 990.  
Go to [www.irs.gov/Form990](http://www.irs.gov/Form990) for instructions and the latest information.

OMB No. 1545-0047

**2022**

**Open to Public Inspection**

Employer identification number

**Part I Identification of Disregarded Entities.** Complete if the organization answered "Yes" on Form 990, Part IV, line 33.

	(a) Name, address, and EIN (if applicable) of disregarded entity	(b) Primary activity	(c) Legal domicile (state or foreign country)	(d) Total income	(e) End-of-year assets	(f) Direct controlling entity
(1)						
(2)						
(3)						
(4)						
(5)						
(6)						

**Part II Identification of Related Tax-Exempt Organizations.** Complete if the organization answered "Yes" on Form 990, Part IV, line 34, because it had one or more related tax-exempt organizations during the tax year.

	(a) Name, address, and EIN of related organization	(b) Primary activity	(c) Legal domicile (state or foreign country)	(d) Exempt Code section	(e) Public charity status (if section 501(c)(3))	(f) Direct controlling entity	(g) Section 512(b)(13) controlled entity?	
							Yes	No
(1)								
(2)								
(3)								
(4)								
(5)								
(6)								
(7)								

For Paperwork Reduction Act Notice, see the Instructions for Form 990.

Cat. No. 50135Y

Schedule R (Form 990) 2022

**Part VI** **Unrelated Organizations Taxable as a Partnership.** Complete if the organization answered "Yes" on Form 990, Part IV, line 37.

Provide the following information for each entity taxed as a partnership through which the organization conducted more than five percent of its activities (measured by total assets or gross revenue) that was not a related organization. See instructions regarding exclusion for certain investment partnerships.

(1)	(a) Name, address, and EIN of entity	(b) Primary activity	(c) Legal domicile (state or foreign country)	(d) Predominant income (related, unrelated, excluded from tax under sections 512-514)	(e) Are all partners section 501(c)(3) organizations?		(f) Share of total income	(g) Share of end-of-year assets	(h) Disproportionate allocations?		(i) Code V-UBI amount in box 20 of Schedule K-1 (Form 1065)	(j) General or managing partner?		(k) Percentage ownership
					Yes	No			Yes	No		Yes	No	
(1)														
(2)														
(3)														
(4)														
(5)														
(6)														
(7)														
(8)														
(9)														
(10)														
(11)														
(12)														
(13)														
(14)														
(15)														
(16)														

**Part VII**

**Supplemental Information**

Provide additional information for responses to questions on Schedule R. See instructions.

Area with horizontal dashed lines for supplemental information. Two red squares are present: one on the left side and one on the right side.

**Return of Organization Exempt From Income Tax**

Under section 501(c), 527, or 4947(a)(1) of the Internal Revenue Code (except private foundations)

Do not enter social security numbers on this form, as it may be made public.

Go to [www.irs.gov/Form990EZ](http://www.irs.gov/Form990EZ) for instructions and the latest information.

**Open to Public Inspection**

Department of the Treasury  
Internal Revenue Service

**A For the 2022 calendar year, or tax year beginning** , 2022, and ending , 20

**B** Check if applicable:  
 Address change  
 Name change  
 Initial return  
 Final return/terminated  
 Amended return  
 Application pending

**C** Name of organization  
 Number and street (or P.O. box if mail is not delivered to street address) Room/suite  
 City or town, state or province, country, and ZIP or foreign postal code

**D** Employer identification number  
**E** Telephone number  
**F** Group Exemption Number

**G** Accounting Method:  Cash  Accrual Other (specify):  
**H** Check  if the organization is **not** required to attach Schedule B (Form 990).

**I** Website:  
**J** Tax-exempt status (check only one) –  501(c)(3)  501(c) ( ) (insert no.)  4947(a)(1) or  527

**K** Form of organization:  Corporation  Trust  Association  Other:

**L** Add lines 5b, 6c, and 7b to line 9 to determine gross receipts. If gross receipts are \$200,000 or more, or if total assets (Part II, column (B)) are \$500,000 or more, file Form 990 instead of Form 990-EZ. \$

**Part I Revenue, Expenses, and Changes in Net Assets or Fund Balances** (see the instructions for Part I)  
 Check if the organization used Schedule O to respond to any question in this Part I

Revenue	1	Contributions, gifts, grants, and similar amounts received	1	
	2	Program service revenue including government fees and contracts	2	
	3	Membership dues and assessments	3	
	4	Investment income	4	
	5a	Gross amount from sale of assets other than inventory	5a	
	5b	Less: cost or other basis and sales expenses	5b	
	5c	Gain or (loss) from sale of assets other than inventory (subtract line 5b from line 5a)	5c	
	6	Gaming and fundraising events:		
	6a	Gross income from gaming (attach Schedule G if greater than \$15,000)	6a	
6b	Gross income from fundraising events (not including \$ of contributions from fundraising events reported on line 1) (attach Schedule G if the sum of such gross income and contributions exceeds \$15,000)	6b		
6c	Less: direct expenses from gaming and fundraising events	6c		
6d	Net income or (loss) from gaming and fundraising events (add lines 6a and 6b and subtract line 6c)	6d		
7a	Gross sales of inventory, less returns and allowances	7a		
7b	Less: cost of goods sold	7b		
7c	Gross profit or (loss) from sales of inventory (subtract line 7b from line 7a)	7c		
8	Other revenue (describe in Schedule O)	8		
9	<b>Total revenue.</b> Add lines 1, 2, 3, 4, 5c, 6d, 7c, and 8	9		
Expenses	10	Grants and similar amounts paid (list in Schedule O)	10	
	11	Benefits paid to or for members	11	
	12	Salaries, other compensation, and employee benefits	12	
	13	Professional fees and other payments to independent contractors	13	
	14	Occupancy, rent, utilities, and maintenance	14	
	15	Printing, publications, postage, and shipping	15	
	16	Other expenses (describe in Schedule O)	16	
17	<b>Total expenses.</b> Add lines 10 through 16	17		
Net Assets	18	Excess or (deficit) for the year (subtract line 17 from line 9)	18	
	19	Net assets or fund balances at beginning of year (from line 27, column (A)) (must agree with end-of-year figure reported on prior year's return)	19	
	20	Other changes in net assets or fund balances (explain in Schedule O)	20	
	21	Net assets or fund balances at end of year. Combine lines 18 through 20	21	

**Part II Balance Sheets** (see the instructions for Part II)

Check if the organization used Schedule O to respond to any question in this Part II

	(A) Beginning of year	(B) End of year
<b>22</b> Cash, savings, and investments . . . . .		<b>22</b> style="background-color: red;">
<b>23</b> Land and buildings . . . . .		<b>23</b> style="background-color: red;">
<b>24</b> Other assets (describe in Schedule O) . . . . .		<b>24</b> style="background-color: red;">
<b>25</b> <b>Total assets</b> . . . . .		<b>25</b> style="background-color: red;">
<b>26</b> <b>Total liabilities</b> (describe in Schedule O) . . . . .		<b>26</b> style="background-color: red;">
<b>27</b> <b>Net assets or fund balances</b> (line 27 of column (B) <b>must</b> agree with line 21) . . . . .		<b>27</b> style="background-color: red;">

**Part III Statement of Program Service Accomplishments** (see the instructions for Part III)

Check if the organization used Schedule O to respond to any question in this Part III

What is the organization's primary exempt purpose? [REDACTED]

Describe the organization's program service accomplishments for each of its three largest program services, as measured by expenses. In a clear and concise manner, describe the services provided, the number of persons benefited, and other relevant information for each program title.

**Expenses**  
(Required for section 501(c)(3) and 501(c)(4) organizations; optional for others.)

<b>28</b> . . . . . ..... ..... (Grants \$ _____ ) If this amount includes foreign grants, check here <input type="checkbox"/>	<b>28a</b>
<b>29</b> . . . . . ..... ..... (Grants \$ _____ ) If this amount includes foreign grants, check here <input type="checkbox"/>	<b>29a</b>
<b>30</b> . . . . . ..... ..... (Grants \$ _____ ) If this amount includes foreign grants, check here <input type="checkbox"/>	<b>30a</b>
<b>31</b> Other program services (describe in Schedule O) . . . . . (Grants \$ _____ ) If this amount includes foreign grants, check here <input type="checkbox"/>	<b>31a</b>
<b>32</b> <b>Total program service expenses</b> (add lines 28a through 31a) . . . . .	<b>32</b>

**Part IV List of Officers, Directors, Trustees, and Key Employees** (list each one even if not compensated—see the instructions for Part IV)

Check if the organization used Schedule O to respond to any question in this Part IV

(a) Name and title	(b) Average hours per week devoted to position	(c) Reportable compensation (Forms W-2/1099-MISC/1099-NEC) (if not paid, enter -0-)	(d) Health benefits, contributions to employee benefit plans, and deferred compensation	(e) Estimated amount of other compensation



	<b>Yes</b>	<b>No</b>
<b>46</b> Did the organization engage, directly or indirectly, in political campaign activities on behalf of or in opposition to candidates for public office? If "Yes," complete Schedule C, Part I . . . . .	46	

**Part VI Section 501(c)(3) Organizations Only**

All section 501(c)(3) organizations must answer questions 47–49b and 52, and complete the tables for lines 50 and 51.

Check if the organization used Schedule O to respond to any question in this Part VI

	<b>Yes</b>	<b>No</b>
<b>47</b> Did the organization engage in lobbying activities or have a section 501(h) election in effect during the tax year? If "Yes," complete Schedule C, Part II . . . . .	47	
<b>48</b> Is the organization a school as described in section 170(b)(1)(A)(ii)? If "Yes," complete Schedule E . . . . .	48	
<b>49a</b> Did the organization make any transfers to an exempt non-charitable related organization? . . . . .	49a	
<b>b</b> If "Yes," was the related organization a section 527 organization? . . . . .	49b	

**50** Complete this table for the organization's five highest compensated employees (other than officers, directors, trustees, and key employees) who each received more than \$100,000 of compensation from the organization. If there is none, enter "None."

(a) Name and title of each employee	(b) Average hours per week devoted to position	(c) Reportable compensation (Forms W-2/1099-MISC/1099-NEC)	(d) Health benefits, contributions to employee benefit plans, and deferred compensation	(e) Estimated amount of other compensation
-----				
-----				
-----				
-----				
-----				
-----				

**f** Total number of other employees paid over \$100,000 . . . . .

**51** Complete this table for the organization's five highest compensated independent contractors who each received more than \$100,000 of compensation from the organization. If there is none, enter "None."

(a) Name and business address of each independent contractor	(b) Type of service	(c) Compensation
-----		
-----		
-----		
-----		
-----		
-----		

**d** Total number of other independent contractors each receiving over \$100,000 . . . . .

**52** Did the organization complete Schedule A? **Note:** All section 501(c)(3) organizations must attach a completed Schedule A . . . . .  **Yes**  **No**

Under penalties of perjury, I declare that I have examined this return, including accompanying schedules and statements, and to the best of my knowledge and belief, it is true, correct, and complete. Declaration of preparer (other than officer) is based on all information of which preparer has any knowledge.

<b>Sign Here</b>	Signature of officer		Date		
	Type or print name and title				
<b>Paid Preparer Use Only</b>	Print/Type preparer's name	Preparer's signature	Date	Check <input type="checkbox"/> if self-employed	PTIN
	Firm's name		Firm's EIN		
	Firm's address		Phone no.		

May the IRS discuss this return with the preparer shown above? See instructions . . . . .  **Yes**  **No**

**Return of Private Foundation**  
or Section 4947(a)(1) Trust Treated as Private Foundation  
Do not enter social security numbers on this form as it may be made public.  
Go to [www.irs.gov/Form990PF](http://www.irs.gov/Form990PF) for instructions and the latest information.

For calendar year 2022 or tax year beginning , 2022, and ending , 20

Name of foundation		A Employer identification number
Number and street (or P.O. box number if mail is not delivered to street address)	Room/suite	B Telephone number (see instructions)
City or town, state or province, country, and ZIP or foreign postal code		C If exemption application is pending, check here <input type="checkbox"/>
<b>G</b> Check all that apply: <input type="checkbox"/> Initial return <input type="checkbox"/> Initial return of a former public charity <input type="checkbox"/> Final return <input type="checkbox"/> Amended return <input type="checkbox"/> Address change <input type="checkbox"/> Name change		<b>D</b> 1. Foreign organizations, check here . . . . . 2. Foreign organizations meeting the 85% test, check here and attach computation . . . . .
<b>H</b> Check type of organization <input type="checkbox"/> Section 501(c)(3) exempt private foundation <input type="checkbox"/> Section 4947(a)(1) nonexempt charitable trust <input type="checkbox"/> Other taxable private foundation		<b>E</b> If private foundation status was terminated under section 507(b)(1)(A), check here . . . . .
<b>I</b> Fair market value of all assets at end of year (from Part II, col. (c), line 16) \$	<b>J</b> Accounting method: <input type="checkbox"/> Cash <input type="checkbox"/> Accrual <input type="checkbox"/> Other (specify)	<b>F</b> If the foundation is in a 60-month termination under section 507(b)(1)(B), check here . . . . .

<b>Part I Analysis of Revenue and Expenses</b> (The total of amounts in columns (b), (c), and (d) may not necessarily equal the amounts in column (a) (see instructions).)		(a) Revenue and expenses per books	(b) Net investment income	(c) Adjusted net income	(d) Disbursements for charitable purposes (cash basis only)
<b>Revenue</b>	1 Contributions, gifts, grants, etc., received (attach schedule)				
	2 Check <input type="checkbox"/> if the foundation is not required to attach Sch. B				
	3 Interest on savings and temporary cash investments				
	4 Dividends and interest from securities . . . . .				
	5a Gross rents . . . . .				
	b Net rental income or (loss)				
	6a Net gain or (loss) from sale of assets not on line 10				
	b Gross sales price for all assets on line 6a				
	7 Capital gain net income (from Part IV, line 2) . .				
	8 Net short-term capital gain . . . . .				
	9 Income modifications . . . . .				
	10a Gross sales less returns and allowances				
b Less: Cost of goods sold . . . . .					
c Gross profit or (loss) (attach schedule) . . . . .					
11 Other income (attach schedule) . . . . .					
12 <b>Total.</b> Add lines 1 through 11 . . . . .					
<b>Operating and Administrative Expenses</b>	13 Compensation of officers, directors, trustees, etc.				
	14 Other employee salaries and wages . . . . .				
	15 Pension plans, employee benefits . . . . .				
	16a Legal fees (attach schedule) . . . . .				
	b Accounting fees (attach schedule) . . . . .				
	c Other professional fees (attach schedule) . . . . .				
	17 Interest . . . . .				
	18 Taxes (attach schedule) (see instructions) . . . . .				
	19 Depreciation (attach schedule) and depletion . . . . .				
	20 Occupancy . . . . .				
	21 Travel, conferences, and meetings . . . . .				
	22 Printing and publications . . . . .				
	23 Other expenses (attach schedule) . . . . .				
	24 <b>Total operating and administrative expenses.</b> Add lines 13 through 23 . . . . .				
	25 Contributions, gifts, grants paid . . . . .				
26 <b>Total expenses and disbursements.</b> Add lines 24 and 25					
27 Subtract line 26 from line 12:					
a <b>Excess of revenue over expenses and disbursements</b>					
b <b>Net investment income</b> (if negative, enter -0-)					
c <b>Adjusted net income</b> (if negative, enter -0-)					

<b>Part II Balance Sheets</b> Attached schedules and amounts in the description column should be for end-of-year amounts only. (See instructions.)		Beginning of year	End of year	
		(a) Book Value	(b) Book Value	(c) Fair Market Value
<b>Assets</b>	<b>1</b> Cash—non-interest-bearing . . . . .			
	<b>2</b> Savings and temporary cash investments . . . . .			
	<b>3</b> Accounts receivable ----- Less: allowance for doubtful accounts -----			
	<b>4</b> Pledges receivable ----- Less: allowance for doubtful accounts -----			
	<b>5</b> Grants receivable . . . . .			
	<b>6</b> Receivables due from officers, directors, trustees, and other disqualified persons (attach schedule) (see instructions) . . . . .			
	<b>7</b> Other notes and loans receivable (attach schedule) ----- Less: allowance for doubtful accounts -----			
	<b>8</b> Inventories for sale or use . . . . .			
	<b>9</b> Prepaid expenses and deferred charges . . . . .			
	<b>10a</b> Investments—U.S. and state government obligations (attach schedule)			
	<b>b</b> Investments—corporate stock (attach schedule) . . . . .			
	<b>c</b> Investments—corporate bonds (attach schedule) . . . . .			
	<b>11</b> Investments—land, buildings, and equipment: basis ----- Less: accumulated depreciation (attach schedule) -----			
	<b>12</b> Investments—mortgage loans . . . . .			
	<b>13</b> Investments—other (attach schedule) . . . . .			
	<b>14</b> Land, buildings, and equipment: basis ----- Less: accumulated depreciation (attach schedule) -----			
<b>15</b> Other assets (describe -----)				
<b>16 Total assets</b> (to be completed by all filers—see the instructions. Also, see page 1, item I) . . . . .				
<b>Liabilities</b>	<b>17</b> Accounts payable and accrued expenses . . . . .			
	<b>18</b> Grants payable . . . . .			
	<b>19</b> Deferred revenue . . . . .			
	<b>20</b> Loans from officers, directors, trustees, and other disqualified persons			
	<b>21</b> Mortgages and other notes payable (attach schedule) . . . . .			
	<b>22</b> Other liabilities (describe -----)			
	<b>23 Total liabilities</b> (add lines 17 through 22) . . . . .			
<b>Net Assets or Fund Balances</b>	<b>Foundations that follow FASB ASC 958, check here and complete lines 24, 25, 29, and 30.</b> <input type="checkbox"/>			
	<b>24</b> Net assets without donor restrictions . . . . .			
	<b>25</b> Net assets with donor restrictions . . . . .			
	<b>Foundations that do not follow FASB ASC 958, check here and complete lines 26 through 30.</b> <input type="checkbox"/>			
	<b>26</b> Capital stock, trust principal, or current funds . . . . .			
	<b>27</b> Paid-in or capital surplus, or land, bldg., and equipment fund			
	<b>28</b> Retained earnings, accumulated income, endowment, or other funds			
<b>29 Total net assets or fund balances</b> (see instructions) . . . . .				
<b>30 Total liabilities and net assets/fund balances</b> (see instructions) . . . . .				

<b>Part III Analysis of Changes in Net Assets or Fund Balances</b>		
<b>1</b> Total net assets or fund balances at beginning of year—Part II, column (a), line 29 (must agree with end-of-year figure reported on prior year's return) . . . . .		<b>1</b>
<b>2</b> Enter amount from Part I, line 27a . . . . .		<b>2</b>
<b>3</b> Other increases not included in line 2 (itemize) -----		<b>3</b>
<b>4</b> Add lines 1, 2, and 3 . . . . .		<b>4</b>
<b>5</b> Decreases not included in line 2 (itemize) -----		<b>5</b>
<b>6</b> Total net assets or fund balances at end of year (line 4 minus line 5)—Part II, column (b), line 29 . . . . .		<b>6</b>

**Part IV Capital Gains and Losses for Tax on Investment Income**

(a) List and describe the kind(s) of property sold (for example, real estate, 2-story brick warehouse; or common stock, 200 shs. MLC Co.)		(b) How acquired P—Purchase D—Donation	(c) Date acquired (mo., day, yr.)	(d) Date sold (mo., day, yr.)
<b>1a</b>				
<b>b</b>				
<b>c</b>				
<b>d</b>				
<b>e</b>				
(e) Gross sales price	(f) Depreciation allowed (or allowable)	(g) Cost or other basis plus expense of sale	(h) Gain or (loss) (e) plus (f) minus (g)	
<b>a</b>				
<b>b</b>				
<b>c</b>				
<b>d</b>				
<b>e</b>				
Complete only for assets showing gain in column (h) and owned by the foundation on 12/31/69.				(i) Gains (Col. (h) gain minus col. (k), but not less than -0-) or Losses (from col. (h))
(j) FMV as of 12/31/69	(k) Adjusted basis as of 12/31/69	(l) Excess of col. (j) over col. (k), if any		
<b>a</b>				
<b>b</b>				
<b>c</b>				
<b>d</b>				
<b>e</b>				
<b>2</b>	Capital gain net income or (net capital loss) { If gain, also enter in Part I, line 7 If (loss), enter -0- in Part I, line 7 }	<b>2</b>		
<b>3</b>	Net short-term capital gain or (loss) as defined in sections 1222(5) and (6): If gain, also enter in Part I, line 8, column (c). See instructions. If (loss), enter -0- in Part I, line 8 . . . . . }	<b>3</b>		

**Part V Excise Tax Based on Investment Income (Section 4940(a), 4940(b), or 4948—see instructions)**

<b>1a</b>	Exempt operating foundations described in section 4940(d)(2), check here <input type="checkbox"/> and enter "N/A" on line 1. Date of ruling or determination letter: _____ (attach copy of letter if necessary—see instructions)	<b>1</b>	
<b>b</b>	All other domestic foundations enter 1.39% (0.0139) of line 27b. Exempt foreign organizations, enter 4% (0.04) of Part I, line 12, col. (b) . . . . . }		
<b>2</b>	Tax under section 511 (domestic section 4947(a)(1) trusts and taxable foundations only; others, enter -0-)	<b>2</b>	
<b>3</b>	Add lines 1 and 2 . . . . .	<b>3</b>	
<b>4</b>	Subtitle A (income) tax (domestic section 4947(a)(1) trusts and taxable foundations only; others, enter -0-)	<b>4</b>	
<b>5</b>	<b>Tax based on investment income.</b> Subtract line 4 from line 3. If zero or less, enter -0- . . . . .	<b>5</b>	
<b>6</b>	Credits/Payments:		
<b>a</b>	2022 estimated tax payments and 2021 overpayment credited to 2022 . . . . .	<b>6a</b>	
<b>b</b>	Exempt foreign organizations—tax withheld at source . . . . .	<b>6b</b>	
<b>c</b>	Tax paid with application for extension of time to file (Form 8868) . . . . .	<b>6c</b>	
<b>d</b>	Backup withholding erroneously withheld . . . . .	<b>6d</b>	
<b>7</b>	Total credits and payments. Add lines 6a through 6d . . . . .	<b>7</b>	
<b>8</b>	Enter any <b>penalty</b> for underpayment of estimated tax. Check here <input type="checkbox"/> if Form 2220 is attached	<b>8</b>	
<b>9</b>	<b>Tax due.</b> If the total of lines 5 and 8 is more than line 7, enter <b>amount owed</b> . . . . .	<b>9</b>	
<b>10</b>	<b>Overpayment.</b> If line 7 is more than the total of lines 5 and 8, enter the <b>amount overpaid</b> . . . . .	<b>10</b>	
<b>11</b>	Enter the amount of line 10 to be: <b>Credited to 2023 estimated tax</b> <b>Refunded</b> . . . . .	<b>11</b>	

**Part VI-A Statements Regarding Activities**

	Yes	No
<b>1a</b> During the tax year, did the foundation attempt to influence any national, state, or local legislation or did it participate or intervene in any political campaign? . . . . .		
<b>1b</b> Did it spend more than \$100 during the year (either directly or indirectly) for political purposes? See the instructions for the definition . . . . . If the answer is "Yes" to <b>1a</b> or <b>1b</b> , attach a detailed description of the activities and copies of any materials published or distributed by the foundation in connection with the activities.		
<b>1c</b> Did the foundation file <b>Form 1120-POL</b> for this year? . . . . .		
<b>d</b> Enter the amount (if any) of tax on political expenditures (section 4955) imposed during the year: <b>(1)</b> On the foundation. \$ _____ <b>(2)</b> On foundation managers. \$ _____		
<b>e</b> Enter the reimbursement (if any) paid by the foundation during the year for political expenditure tax imposed on foundation managers. \$ _____		
<b>2</b> Has the foundation engaged in any activities that have not previously been reported to the IRS? . . . . . If "Yes," attach a detailed description of the activities.		
<b>3</b> Has the foundation made any changes, not previously reported to the IRS, in its governing instrument, articles of incorporation, or bylaws, or other similar instruments? If "Yes," attach a conformed copy of the changes . . . . .		
<b>4a</b> Did the foundation have unrelated business gross income of \$1,000 or more during the year? . . . . .		
<b>4b</b> If "Yes," has it filed a tax return on <b>Form 990-T</b> for this year? . . . . .		
<b>5</b> Was there a liquidation, termination, dissolution, or substantial contraction during the year? . . . . . If "Yes," attach the statement required by <i>General Instruction T</i> .		
<b>6</b> Are the requirements of section 508(e) (relating to sections 4941 through 4945) satisfied either: • By language in the governing instrument, or • By state legislation that effectively amends the governing instrument so that no mandatory directions that conflict with the state law remain in the governing instrument? . . . . .		
<b>7</b> Did the foundation have at least \$5,000 in assets at any time during the year? If "Yes," complete Part II, col. (c), and Part XIV		
<b>8a</b> Enter the states to which the foundation reports or with which it is registered. See instructions.		
<b>8b</b> If the answer is "Yes" to line 7, has the foundation furnished a copy of Form 990-PF to the Attorney General (or designate) of each state as required by <i>General Instruction G</i> ? If "No," attach explanation . . . . .		
<b>9</b> Is the foundation claiming status as a private operating foundation within the meaning of section 4942(j)(3) or 4942(j)(5) for calendar year 2022 or the tax year beginning in 2022? See the instructions for Part XIII. If "Yes," complete Part XIII . . . . .		
<b>10</b> Did any persons become substantial contributors during the tax year? If "Yes," attach a schedule listing their names and addresses . . . . .		
<b>11</b> At any time during the year, did the foundation, directly or indirectly, own a controlled entity within the meaning of section 512(b)(13)? If "Yes," attach schedule. See instructions . . . . .		
<b>12</b> Did the foundation make a distribution to a donor advised fund over which the foundation or a disqualified person had advisory privileges? If "Yes," attach statement. See instructions . . . . .		
<b>13</b> Did the foundation comply with the public inspection requirements for its annual returns and exemption application? Website address _____		
<b>14</b> The books are in care of _____ Telephone no. _____ Located at _____ ZIP+4 _____		
<b>15</b> Section 4947(a)(1) nonexempt charitable trusts filing Form 990-PF in lieu of <b>Form 1041</b> —check here . . . . . <input type="checkbox"/> and enter the amount of tax-exempt interest received or accrued during the year . . . . .		
<b>16</b> At any time during calendar year 2022, did the foundation have an interest in or a signature or other authority over a bank, securities, or other financial account in a foreign country? . . . . . See the instructions for exceptions and filing requirements for FinCEN Form 114. If "Yes," enter the name of the foreign country		

**Part VI-B Statements Regarding Activities for Which Form 4720 May Be Required**

**File Form 4720 if any item is checked in the "Yes" column, unless an exception applies.**

	Yes	No
<b>1a</b> During the year, did the foundation (either directly or indirectly):		
<b>(1)</b> Engage in the sale or exchange, or leasing of property with a disqualified person? . . . . .	<input checked="" type="checkbox"/>	
<b>(2)</b> Borrow money from, lend money to, or otherwise extend credit to (or accept it from) a disqualified person? . . . . .	<input checked="" type="checkbox"/>	
<b>(3)</b> Furnish goods, services, or facilities to (or accept them from) a disqualified person? . . . . .	<input checked="" type="checkbox"/>	
<b>(4)</b> Pay compensation to, or pay or reimburse the expenses of, a disqualified person? . . . . .	<input checked="" type="checkbox"/>	
<b>(5)</b> Transfer any income or assets to a disqualified person (or make any of either available for the benefit or use of a disqualified person)? . . . . .	<input checked="" type="checkbox"/>	
<b>(6)</b> Agree to pay money or property to a government official? ( <b>Exception.</b> Check "No" if the foundation agreed to make a grant to or to employ the official for a period after termination of government service, if terminating within 90 days.) . . . . .	<input checked="" type="checkbox"/>	
<b>b</b> If any answer is "Yes" to 1a(1)–(6), did <b>any</b> of the acts fail to qualify under the exceptions described in Regulations section 53.4941(d)-3 or in a current notice regarding disaster assistance? See instructions . . . . .	<input checked="" type="checkbox"/>	
<b>c</b> Organizations relying on a current notice regarding disaster assistance, check here . . . . .	<input checked="" type="checkbox"/>	
<b>d</b> Did the foundation engage in a prior year in any of the acts described in 1a, other than excepted acts, that were not corrected before the first day of the tax year beginning in 2022? . . . . .	<input checked="" type="checkbox"/>	
<b>2</b> Taxes on failure to distribute income (section 4942) (does not apply for years the foundation was a private operating foundation defined in section 4942(j)(3) or 4942(j)(5):		
<b>a</b> At the end of tax year 2022, did the foundation have any undistributed income (Part XII, lines 6d and 6e) for tax year(s) beginning before 2022? . . . . .	<input checked="" type="checkbox"/>	
If "Yes," list the years 20 ____ , 20 ____ , 20 ____ , 20 ____		
<b>b</b> Are there any years listed in 2a for which the foundation is <b>not</b> applying the provisions of section 4942(a)(2) (relating to incorrect valuation of assets) to the year's undistributed income? (If applying section 4942(a)(2) to <b>all</b> years listed, answer "No" and attach statement—see instructions.) . . . . .	<input checked="" type="checkbox"/>	
<b>c</b> If the provisions of section 4942(a)(2) are being applied to <b>any</b> of the years listed in 2a, list the years here. 20 ____ , 20 ____ , 20 ____ , 20 ____		
<b>3a</b> Did the foundation hold more than a 2% direct or indirect interest in any business enterprise at any time during the year? . . . . .	<input checked="" type="checkbox"/>	
<b>b</b> If "Yes," did it have excess business holdings in 2022 as a result of <b>(1)</b> any purchase by the foundation or disqualified persons after May 26, 1969; <b>(2)</b> the lapse of the 5-year period (or longer period approved by the Commissioner under section 4943(c)(7)) to dispose of holdings acquired by gift or bequest; or <b>(3)</b> the lapse of the 10-, 15-, or 20-year first phase holding period? (Use Form 4720, Schedule C, to determine if the foundation had excess business holdings in 2022.) . . . . .	<input checked="" type="checkbox"/>	
<b>4a</b> Did the foundation invest during the year any amount in a manner that would jeopardize its charitable purposes? . . . . .	<input checked="" type="checkbox"/>	
<b>b</b> Did the foundation make any investment in a prior year (but after December 31, 1969) that could jeopardize its charitable purpose that had not been removed from jeopardy before the first day of the tax year beginning in 2022? . . . . .	<input checked="" type="checkbox"/>	

**Part VI-B** Statements Regarding Activities for Which Form 4720 May Be Required (continued)

<b>5a</b>	During the year, did the foundation pay or incur any amount to:		Yes	No
<b>(1)</b>	Carry on propaganda, or otherwise attempt to influence legislation (section 4945(e))?	5a(1)		
<b>(2)</b>	Influence the outcome of any specific public election (see section 4955); or to carry on, directly or indirectly, any voter registration drive?	5a(2)		
<b>(3)</b>	Provide a grant to an individual for travel, study, or other similar purposes?	5a(3)		
<b>(4)</b>	Provide a grant to an organization other than a charitable, etc., organization described in section 4945(d) (4)(A)? See instructions	5a(4)		
<b>(5)</b>	Provide for any purpose other than religious, charitable, scientific, literary, or educational purposes, or for the prevention of cruelty to children or animals?	5a(5)		
<b>b</b>	If any answer is "Yes" to 5a(1)–(5), did <b>any</b> of the transactions fail to qualify under the exceptions described in Regulations section 53.4945 or in a current notice regarding disaster assistance? See instructions	5b		
<b>c</b>	Organizations relying on a current notice regarding disaster assistance, check here <input type="checkbox"/>			
<b>d</b>	If the answer is "Yes" to question 5a(4), does the foundation claim exemption from the tax because it maintained expenditure responsibility for the grant? If "Yes," attach the statement required by Regulations section 53.4945-5(d).	5d		
<b>6a</b>	Did the foundation, during the year, receive any funds, directly or indirectly, to pay premiums on a personal benefit contract?	6a		
<b>b</b>	Did the foundation, during the year, pay premiums, directly or indirectly, on a personal benefit contract? If "Yes" to 6b, file Form 8870.	6b		
<b>7a</b>	At any time during the tax year, was the foundation a party to a prohibited tax shelter transaction?	7a		
<b>b</b>	If "Yes," did the foundation receive any proceeds or have any net income attributable to the transaction?	7b		
<b>8</b>	Is the foundation subject to the section 4960 tax on payment(s) of more than \$1,000,000 in remuneration or excess parachute payment(s) during the year?	8		

**Part VII** Information About Officers, Directors, Trustees, Foundation Managers, Highly Paid Employees, and Contractors

**1** List all officers, directors, trustees, and foundation managers and their compensation. See instructions.

(a) Name and address	(b) Title, and average hours per week devoted to position	(c) Compensation (If not paid, enter -0-)	(d) Contributions to employee benefit plans and deferred compensation	(e) Expense account, other allowances
.....				
.....				
.....				
.....				

**2** Compensation of five highest-paid employees (other than those included on line 1—see instructions). If none, enter "NONE."

(a) Name and address of each employee paid more than \$50,000	(b) Title, and average hours per week devoted to position	(c) Compensation	(d) Contributions to employee benefit plans and deferred compensation	(e) Expense account, other allowances
.....				
.....				
.....				
.....				
.....				

**Total** number of other employees paid over \$50,000



**Part VII Information About Officers, Directors, Trustees, Foundation Managers, Highly Paid Employees, and Contractors** *(continued)*

**3 Five highest-paid independent contractors for professional services. See instructions. If none, enter "NONE."**

(a) Name and address of each person paid more than \$50,000	(b) Type of service	(c) Compensation
.....		
.....		
.....		
.....		
.....		
.....		

**Total** number of others receiving over \$50,000 for professional services . . . . .

**Part VIII-A Summary of Direct Charitable Activities**

List the foundation's four largest direct charitable activities during the tax year. Include relevant statistical information such as the number of organizations and other beneficiaries served, conferences convened, research papers produced, etc.	Expenses
<b>1</b> .....	
<b>2</b> .....	
<b>3</b> .....	
<b>4</b> .....	

**Part VIII-B Summary of Program-Related Investments** (see instructions)

Describe the two largest program-related investments made by the foundation during the tax year on lines 1 and 2.	Amount
<b>1</b> .....	
<b>2</b> .....	
All other program-related investments. See instructions.	
<b>3</b> .....	

**Total.** Add lines 1 through 3 . . . . .



**Part IX Minimum Investment Return** (All domestic foundations must complete this part. Foreign foundations, see instructions.)

<b>1</b>	Fair market value of assets not used (or held for use) directly in carrying out charitable, etc., purposes:		
<b>a</b>	Average monthly fair market value of securities . . . . .	<b>1a</b>	
<b>b</b>	Average of monthly cash balances . . . . .	<b>1b</b>	
<b>c</b>	Fair market value of all other assets (see instructions) . . . . .	<b>1c</b>	
<b>d</b>	<b>Total</b> (add lines 1a, b, and c) . . . . .	<b>1d</b>	
<b>e</b>	Reduction claimed for blockage or other factors reported on lines 1a and 1c (attach detailed explanation). . . . .	<b>1e</b>	
<b>2</b>	Acquisition indebtedness applicable to line 1 assets . . . . .	<b>2</b>	
<b>3</b>	Subtract line 2 from line 1d . . . . .	<b>3</b>	
<b>4</b>	Cash deemed held for charitable activities. Enter 1.5% (0.015) of line 3 (for greater amount, see instructions) . . . . .	<b>4</b>	
<b>5</b>	<b>Net value of noncharitable-use assets.</b> Subtract line 4 from line 3 . . . . .	<b>5</b>	
<b>6</b>	<b>Minimum investment return.</b> Enter 5% (0.05) of line 5 . . . . .	<b>6</b>	

**Part X Distributable Amount** (see instructions) (Section 4942(j)(3) and (j)(5) private operating foundations and certain foreign organizations, check here  and do not complete this part.)

<b>1</b>	Minimum investment return from Part IX, line 6 . . . . .	<b>1</b>	
<b>2a</b>	Tax on investment income for 2022 from Part V, line 5 . . . . .	<b>2a</b>	
<b>b</b>	Income tax for 2022. (This does not include the tax from Part V.) . . . . .	<b>2b</b>	
<b>c</b>	Add lines 2a and 2b . . . . .	<b>2c</b>	
<b>3</b>	Distributable amount before adjustments. Subtract line 2c from line 1 . . . . .	<b>3</b>	
<b>4</b>	Recoveries of amounts treated as qualifying distributions . . . . .	<b>4</b>	
<b>5</b>	Add lines 3 and 4 . . . . .	<b>5</b>	
<b>6</b>	Deduction from distributable amount (see instructions) . . . . .	<b>6</b>	
<b>7</b>	<b>Distributable amount</b> as adjusted. Subtract line 6 from line 5. Enter here and on Part XII, line 1 . . . . .	<b>7</b>	

**Part XI Qualifying Distributions** (see instructions)

<b>1</b>	Amounts paid (including administrative expenses) to accomplish charitable, etc., purposes:		
<b>a</b>	Expenses, contributions, gifts, etc.—total from Part I, column (d), line 26 . . . . .	<b>1a</b>	
<b>b</b>	Program-related investments—total from Part VIII-B . . . . .	<b>1b</b>	
<b>2</b>	Amounts paid to acquire assets used (or held for use) directly in carrying out charitable, etc., purposes . . . . .	<b>2</b>	
<b>3</b>	Amounts set aside for specific charitable projects that satisfy the:		
<b>a</b>	Suitability test (prior IRS approval required) . . . . .	<b>3a</b>	
<b>b</b>	Cash distribution test (attach the required schedule) . . . . .	<b>3b</b>	
<b>4</b>	<b>Qualifying distributions.</b> Add lines 1a through 3b. Enter here and on Part XII, line 4 . . . . .	<b>4</b>	

**Part XII Undistributed Income** (see instructions)

	(a) Corpus	(b) Years prior to 2021	(c) 2021	(d) 2022
<b>1</b> Distributable amount for 2022 from Part X, line 7				█
<b>2</b> Undistributed income, if any, as of the end of 2022:				
<b>a</b> Enter amount for 2021 only . . . . .			█	
<b>b</b> Total for prior years: 20____, 20____, 20____		█		
<b>3</b> Excess distributions carryover, if any, to 2022:				
<b>a</b> From 2017 . . . . .				
<b>b</b> From 2018 . . . . .				
<b>c</b> From 2019 . . . . .				
<b>d</b> From 2020 . . . . .				
<b>e</b> From 2021 . . . . .				
<b>f</b> <b>Total</b> of lines 3a through e . . . . .	█			
<b>4</b> Qualifying distributions for 2022 from Part XI, line 4: \$ _____				
<b>a</b> Applied to 2021, but not more than line 2a . . . . .			█	
<b>b</b> Applied to undistributed income of prior years (Election required—see instructions) . . . . .		█		
<b>c</b> Treated as distributions out of corpus (Election required—see instructions) . . . . .	█			
<b>d</b> Applied to 2022 distributable amount . . . . .				█
<b>e</b> Remaining amount distributed out of corpus . . . . .	█			
<b>5</b> Excess distributions carryover applied to 2022 (If an amount appears in column (d), the same amount must be shown in column (a).) . . . . .	█			
<b>6</b> <b>Enter the net total of each column as indicated below:</b>				
<b>a</b> Corpus. Add lines 3f, 4c, and 4e. Subtract line 5 . . . . .	█			
<b>b</b> Prior years' undistributed income. Subtract line 4b from line 2b . . . . .				
<b>c</b> Enter the amount of prior years' undistributed income for which a notice of deficiency has been issued, or on which the section 4942(a) tax has been previously assessed . . . . .				
<b>d</b> Subtract line 6c from line 6b. Taxable amount—see instructions . . . . .		█		
<b>e</b> Undistributed income for 2021. Subtract line 4a from line 2a. Taxable amount—see instructions . . . . .			█	
<b>f</b> Undistributed income for 2022. Subtract lines 4d and 5 from line 1. This amount must be distributed in 2023 . . . . .				█
<b>7</b> Amounts treated as distributions out of corpus to satisfy requirements imposed by section 170(b)(1)(F) or 4942(g)(3) (Election may be required—see instructions) . . . . .	█			
<b>8</b> Excess distributions carryover from 2017 not applied on line 5 or line 7 (see instructions) . . . . .	█			
<b>9</b> <b>Excess distributions carryover to 2023.</b> Subtract lines 7 and 8 from line 6a . . . . .	█			
<b>10</b> Analysis of line 9:				
<b>a</b> Excess from 2018 . . . . .				
<b>b</b> Excess from 2019 . . . . .				
<b>c</b> Excess from 2020 . . . . .				
<b>d</b> Excess from 2021 . . . . .				
<b>e</b> Excess from 2022 . . . . .				

**Part XIII Private Operating Foundations** (see instructions and Part VI-A, question 9)

**1a** If the foundation has received a ruling or determination letter that it is a private operating foundation, and the ruling is effective for 2022, enter the date of the ruling . . . . .

**b** Check box to indicate whether the foundation is a private operating foundation described in section  4942(j)(3) or  4942(j)(5)

	Tax year				
		Prior 3 years			
<b>2a</b> Enter the lesser of the adjusted net income from Part I or the minimum investment return from Part IX for each year listed . . . . .	(a) 2022	(b) 2021	(c) 2020	(d) 2019	(e) Total
<b>b</b> 85% (0.85) of line 2a . . . . .					
<b>c</b> Qualifying distributions from Part XI, line 4, for each year listed . . . . .					
<b>d</b> Amounts included in line 2c not used directly for active conduct of exempt activities . . . . .					
<b>e</b> Qualifying distributions made directly for active conduct of exempt activities. Subtract line 2d from line 2c . . . . .					
<b>3</b> Complete 3a, b, or c for the alternative test relied upon:					
<b>a</b> "Assets" alternative test—enter:					
<b>(1)</b> Value of all assets . . . . .					
<b>(2)</b> Value of assets qualifying under section 4942(j)(3)(B)(i) . . . . .					
<b>b</b> "Endowment" alternative test—enter 2/3 of minimum investment return shown in Part IX, line 6, for each year listed . . . . .					
<b>c</b> "Support" alternative test—enter:					
<b>(1)</b> Total support other than gross investment income (interest, dividends, rents, payments on securities loans (section 512(a)(5)), or royalties) . . . . .					
<b>(2)</b> Support from general public and 5 or more exempt organizations as provided in section 4942(j)(3)(B)(iii) . . . . .					
<b>(3)</b> Largest amount of support from an exempt organization . . . . .					
<b>(4)</b> Gross investment income . . . . .					

**Part XIV Supplementary Information (Complete this part only if the foundation had \$5,000 or more in assets at any time during the year—see instructions.)**

**1 Information Regarding Foundation Managers:**

- a** List any managers of the foundation who have contributed more than 2% of the total contributions received by the foundation before the close of any tax year (but only if they have contributed more than \$5,000). (See section 507(d)(2).)

---

- b** List any managers of the foundation who own 10% or more of the stock of a corporation (or an equally large portion of the ownership of a partnership or other entity) of which the foundation has a 10% or greater interest.

**2 Information Regarding Contribution, Grant, Gift, Loan, Scholarship, etc., Programs:**

Check here  if the foundation only makes contributions to preselected charitable organizations and does not accept unsolicited requests for funds. If the foundation makes gifts, grants, etc., to individuals or organizations under other conditions, complete items 2a, b, c, and d. See instructions.

- a** The name, address, and telephone number or email address of the person to whom applications should be addressed:

---

- b** The form in which applications should be submitted and information and materials they should include:

---

- c** Any submission deadlines:

---

- d** Any restrictions or limitations on awards, such as by geographical areas, charitable fields, kinds of institutions, or other factors:

**Part XIV** Supplementary Information *(continued)*

**3 Grants and Contributions Paid During the Year or Approved for Future Payment**

Recipient	If recipient is an individual, show any relationship to any foundation manager or substantial contributor	Foundation status of recipient	Purpose of grant or contribution	Amount
Name and address (home or business)				
<b>a</b> <i>Paid during the year</i>				
<b>Total</b> . . . . . <b>3a</b>				
<b>b</b> <i>Approved for future payment</i>				
<b>Total</b> . . . . . <b>3b</b>				

Part XV-A Analysis of Income-Producing Activities

Enter gross amounts unless otherwise indicated.

Table with 5 columns: (a) Business code, (b) Amount, (c) Exclusion code, (d) Amount, (e) Related or exempt function income. Rows include categories like Program service revenue, Fees and contracts from government agencies, Membership dues, etc.

(See worksheet in line 13 instructions to verify calculations.)

Part XV-B Relationship of Activities to the Accomplishment of Exempt Purposes

Table with 2 columns: Line No., Explain below how each activity for which income is reported in column (e) of Part XV-A contributed importantly to the accomplishment of the foundation's exempt purposes.

**Part XVI** Information Regarding Transfers to and Transactions and Relationships With Noncharitable Exempt Organizations

- 1** Did the organization directly or indirectly engage in any of the following with any other organization described in section 501(c) (other than section 501(c)(3) organizations) or in section 527, relating to political organizations?
 

	<b>Yes</b>	<b>No</b>
	<input checked="" type="checkbox"/>	<input type="checkbox"/>

  - a** Transfers from the reporting foundation to a noncharitable exempt organization of:
    - (1)** Cash . . . . . **1a(1)**
    - (2)** Other assets . . . . . **1a(2)**
  - b** Other transactions:
    - (1)** Sales of assets to a noncharitable exempt organization . . . . . **1b(1)**
    - (2)** Purchases of assets from a noncharitable exempt organization . . . . . **1b(2)**
    - (3)** Rental of facilities, equipment, or other assets . . . . . **1b(3)**
    - (4)** Reimbursement arrangements . . . . . **1b(4)**
    - (5)** Loans or loan guarantees . . . . . **1b(5)**
    - (6)** Performance of services or membership or fundraising solicitations . . . . . **1b(6)**
  - c** Sharing of facilities, equipment, mailing lists, other assets, or paid employees . . . . . **1c**
- d** If the answer to any of the above is "Yes," complete the following schedule. Column **(b)** should always show the fair market value of the goods, other assets, or services given by the reporting foundation. If the foundation received less than fair market value in any transaction or sharing arrangement, show in column **(d)** the value of the goods, other assets, or services received.

(a) Line no.	(b) Amount involved	(c) Name of noncharitable exempt organization	(d) Description of transfers, transactions, and sharing arrangements

- 2a** Is the foundation directly or indirectly affiliated with, or related to, one or more tax-exempt organizations described in section 501(c) (other than section 501(c)(3)) or in section 527?  **Yes**  **No**
- b** If "Yes," complete the following schedule.

(a) Name of organization	(b) Type of organization	(c) Description of relationship

**Sign Here** Under penalties of perjury, I declare that I have examined this return, including accompanying schedules and statements, and to the best of my knowledge and belief, it is true, correct, and complete. Declaration of preparer (other than taxpayer) is based on all information of which preparer has any knowledge.

Signature of officer or trustee \_\_\_\_\_ Date \_\_\_\_\_ Title \_\_\_\_\_

May the IRS discuss this return with the preparer shown below? See instructions.  **Yes**  **No**

**Paid Preparer Use Only**

Print/Type preparer's name	Preparer's signature	Date	Check <input type="checkbox"/> if self-employed	PTIN
Firm's name	Firm's EIN		Phone no.	
Firm's address				

**Exempt Organization Business Income Tax Return  
(and proxy tax under section 6033(e))**

**2022**

For calendar year 2022 or other tax year beginning \_\_\_\_\_, 2022, and ending \_\_\_\_\_, 20\_\_\_\_

Department of the Treasury  
Internal Revenue Service

Go to [www.irs.gov/Form990T](http://www.irs.gov/Form990T) for instructions and the latest information.  
Do not enter SSN numbers on this form as it may be made public if your organization is a 501(c)(3).

Open to Public Inspection  
for 501(c)(3)  
Organizations Only

<b>A</b> <input type="checkbox"/> Check box if address changed.	<b>Print or Type</b>	Name of organization ( <input type="checkbox"/> Check box if name changed and see instructions.)	<b>D</b> Employer identification number
		Number, street, and room or suite no. If a P.O. box, see instructions.	<b>E</b> Group exemption number (see instructions)
		City or town, state or province, country, and ZIP or foreign postal code	<b>F</b> <input type="checkbox"/> Check box if an amended return.
<b>B</b> Exempt under section 501( ) ( ) <input type="checkbox"/> 408(e) <input type="checkbox"/> 220(e) <input type="checkbox"/> 408A <input type="checkbox"/> 530(a) <input type="checkbox"/> 529(a) <input type="checkbox"/> 529A		<b>C</b> Book value of all assets at end of year	
<b>G</b> Check organization type <input type="checkbox"/> 501(c) corporation <input type="checkbox"/> 501(c) trust <input type="checkbox"/> 401(a) trust <input type="checkbox"/> Other trust <input type="checkbox"/> State college/university			
<b>H</b> Check if filing only to <input type="checkbox"/> Claim credit from Form 8941 <input type="checkbox"/> Claim refund shown on Form 2439			
<b>I</b> Check if a 501(c)(3) organization filing a consolidated return with a 501(c)(2) titleholding corporation			
<b>J</b> Enter the number of attached Schedules A (Form 990-T)			
<b>K</b> During the tax year, was the corporation a subsidiary in an affiliated group or a parent-subsidiary controlled group? <input type="checkbox"/> Yes <input type="checkbox"/> No If "Yes," enter the name and identifying number of the parent corporation			
<b>L</b> The books are in care of _____ Telephone number _____			

**Part I Total Unrelated Business Taxable Income**

<b>1</b> Total of unrelated business taxable income computed from all unrelated trades or businesses (see instructions)	<b>1</b>	
<b>2</b> Reserved	<b>2</b>	
<b>3</b> Add lines 1 and 2	<b>3</b>	
<b>4</b> Charitable contributions (see instructions for limitation rules)	<b>4</b>	
<b>5</b> Total unrelated business taxable income before net operating losses. Subtract line 4 from line 3	<b>5</b>	
<b>6</b> Deduction for net operating loss. See instructions	<b>6</b>	
<b>7</b> Total of unrelated business taxable income before specific deduction and section 199A deduction. Subtract line 6 from line 5	<b>7</b>	
<b>8</b> Specific deduction (generally \$1,000, but see instructions for exceptions)	<b>8</b>	
<b>9</b> <b>Trusts.</b> Section 199A deduction. See instructions	<b>9</b>	
<b>10</b> <b>Total deductions.</b> Add lines 8 and 9	<b>10</b>	
<b>11</b> <b>Unrelated business taxable income.</b> Subtract line 10 from line 7. If line 10 is greater than line 7, enter zero	<b>11</b>	

**Part II Tax Computation**

<b>1</b> <b>Organizations taxable as corporations.</b> Multiply Part I, line 11 by 21% (0.21)	<b>1</b>	
<b>2</b> <b>Trusts taxable at trust rates.</b> See instructions for tax computation. Income tax on the amount on Part I, line 11 from: <input type="checkbox"/> tax rate schedule or <input type="checkbox"/> Schedule D (Form 1041)	<b>2</b>	
<b>3</b> <b>Proxy tax.</b> See instructions	<b>3</b>	
<b>4</b> Other tax amounts. See instructions	<b>4</b>	
<b>5</b> Alternative minimum tax (trusts only)	<b>5</b>	
<b>6</b> <b>Tax on noncompliant facility income.</b> See instructions	<b>6</b>	
<b>7</b> <b>Total.</b> Add lines 3 through 6 to line 1 or 2, whichever applies	<b>7</b>	

For Paperwork Reduction Act Notice, see instructions.

Cat. No. 11291J

Form **990-T** (2022)

**Part III Tax and Payments**

<b>1a</b> Foreign tax credit (corporations attach Form 1118; trusts attach Form 1116)	<b>1a</b>		
<b>b</b> Other credits (see instructions)	<b>1b</b>		
<b>c</b> General business credit. Attach Form 3800 (see instructions)	<b>1c</b>		
<b>d</b> Credit for prior year minimum tax (attach Form 8801 or 8827)	<b>1d</b>		
<b>e Total credits.</b> Add lines 1a through 1d	<b>1e</b>		
<b>2</b> Subtract line 1e from Part II, line 7	<b>2</b>		
<b>3</b> Other amounts due. Check if from <input type="checkbox"/> Form 4255 <input type="checkbox"/> Form 8611 <input type="checkbox"/> Form 8697 <input type="checkbox"/> Form 8866 <input type="checkbox"/> Other (attach statement)	<b>3</b>		
<b>4 Total tax.</b> Add lines 2 and 3 (see instructions). Check if includes tax previously deferred under section 1294. Enter tax amount here	<b>4</b>		
<b>5</b> Current net 965 tax liability paid from Form 965-A, Part II, column (k)	<b>5</b>		
<b>6a</b> Payments: A 2021 overpayment credited to 2022	<b>6a</b>		
<b>b</b> 2022 estimated tax payments. Check if section 643(g) election applies <input type="checkbox"/>	<b>6b</b>		
<b>c</b> Tax deposited with Form 8868	<b>6c</b>		
<b>d</b> Foreign organizations: Tax paid or withheld at source (see instructions)	<b>6d</b>		
<b>e</b> Backup withholding (see instructions)	<b>6e</b>		
<b>f</b> Credit for small employer health insurance premiums (attach Form 8941)	<b>6f</b>		
<b>g</b> Other credits, adjustments, and payments: <input type="checkbox"/> Form 2439 <input type="checkbox"/> Form 4136 <input type="checkbox"/> Other	<b>6g</b>		
<b>7 Total payments.</b> Add lines 6a through 6g	<b>7</b>		
<b>8</b> Estimated tax penalty (see instructions). Check if Form 2220 is attached <input type="checkbox"/>	<b>8</b>		
<b>9 Tax due.</b> If line 7 is smaller than the total of lines 4, 5, and 8, enter amount owed	<b>9</b>		
<b>10 Overpayment.</b> If line 7 is larger than the total of lines 4, 5, and 8, enter amount overpaid	<b>10</b>		
<b>11</b> Enter the amount of line 10 you want: <b>Credited to 2023 estimated tax</b> <b>Refunded</b>	<b>11</b>		

**Part IV Statements Regarding Certain Activities and Other Information** (see instructions)

<b>1</b> At any time during the 2022 calendar year, did the organization have an interest in or a signature or other authority over a financial account (bank, securities, or other) in a foreign country? If "Yes," the organization may have to file FinCEN Form 114, Report of Foreign Bank and Financial Accounts. If "Yes," enter the name of the foreign country here	<b>Yes</b>	<b>No</b>
<b>2</b> During the tax year, did the organization receive a distribution from, or was it the grantor of, or transferor to, a foreign trust? If "Yes," see instructions for other forms the organization may have to file.		
<b>3</b> Enter the amount of tax-exempt interest received or accrued during the tax year . . . \$		
<b>4</b> Enter available pre-2018 NOL carryovers here \$ . Do not include any post-2017 NOL carryover shown on Schedule A (Form 990-T). Don't reduce the NOL carryover shown here by any deduction reported on Part I, line 6.		
<b>5</b> Post-2017 NOL carryovers. Enter the Business Activity Code and available post-2017 NOL carryovers. Don't reduce the amounts shown below by any NOL claimed on any Schedule A, Part II, line 17 for the tax year. See instructions.		
Business Activity Code	Available post-2017 NOL carryover	
	\$	
	\$	
	\$	
	\$	
<b>6a</b> Did the organization change its method of accounting? (see instructions)		
<b>b</b> If 6a is "Yes," has the organization described the change on Form 990, 990-EZ, 990-PF, or Form 1128? If "No," explain in Part V.		

**Part V Supplemental Information**

Provide the explanation required by Part IV, line 6b. Also, provide any other additional information. See instructions.

Under penalties of perjury, I declare that I have examined this return, including accompanying schedules and statements, and to the best of my knowledge and belief, it is true, correct, and complete. Declaration of preparer (other than taxpayer) is based on all information of which preparer has any knowledge.

**Sign Here**

Signature of officer \_\_\_\_\_ Date \_\_\_\_\_ Title \_\_\_\_\_

May the IRS discuss this return with the preparer shown below (see instructions)?  Yes  No

**Paid Preparer Use Only**

Print/Type preparer's name	Preparer's signature	Date	Check <input type="checkbox"/> if self-employed	PTIN
Firm's name	Firm's EIN			
Firm's address	Phone no.			



**SCHEDULE A  
(Form 990-T)**

**Unrelated Business Taxable Income  
From an Unrelated Trade or Business**

OMB No. 1545-0047

**2022**

Department of the Treasury  
Internal Revenue Service

Go to [www.irs.gov/Form990T](http://www.irs.gov/Form990T) for instructions and the latest information.  
Do not enter SSN numbers on this form as it may be made public if your organization is a 501(c)(3).

Open to Public Inspection for  
501(c)(3) Organizations Only

<b>A</b> Name of the organization	<b>B</b> Employer identification number
<b>C</b> Unrelated business activity code (see instructions)	<b>D</b> Sequence: of

**E** Describe the unrelated trade or business

<b>Part I</b> Unrelated Trade or Business Income		(A) Income	(B) Expenses	(C) Net
<b>1a</b> Gross receipts or sales				
<b>b</b> Less returns and allowances	<b>c</b> Balance			
<b>1c</b>				
<b>2</b> Cost of goods sold (Part III, line 8)	<b>2</b>			
<b>3</b> Gross profit. Subtract line 2 from line 1c	<b>3</b>			
<b>4a</b> Capital gain net income (attach Schedule D (Form 1041 or Form 1120)). See instructions	<b>4a</b>			
<b>b</b> Net gain (loss) (Form 4797) (attach Form 4797). See instructions	<b>4b</b>			
<b>c</b> Capital loss deduction for trusts	<b>4c</b>			
<b>5</b> Income (loss) from a partnership or an S corporation (attach statement)	<b>5</b>			
<b>6</b> Rent income (Part IV)	<b>6</b>			
<b>7</b> Unrelated debt-financed income (Part V)	<b>7</b>			
<b>8</b> Interest, annuities, royalties, and rents from a controlled organization (Part VI)	<b>8</b>			
<b>9</b> Investment income of section 501(c)(7), (9), or (17) organizations (Part VII)	<b>9</b>			
<b>10</b> Exploited exempt activity income (Part VIII)	<b>10</b>			
<b>11</b> Advertising income (Part IX)	<b>11</b>			
<b>12</b> Other income (see instructions; attach statement)	<b>12</b>			
<b>13</b> <b>Total.</b> Combine lines 3 through 12	<b>13</b>			

<b>Part II</b> Deductions Not Taken Elsewhere	See instructions for limitations on deductions. Deductions must be directly connected with the unrelated business income.				
<b>1</b> Compensation of officers, directors, and trustees (Part X)			<b>1</b>		
<b>2</b> Salaries and wages			<b>2</b>		
<b>3</b> Repairs and maintenance			<b>3</b>		
<b>4</b> Bad debts			<b>4</b>		
<b>5</b> Interest (attach statement). See instructions			<b>5</b>		
<b>6</b> Taxes and licenses			<b>6</b>		
<b>7</b> Depreciation (attach Form 4562). See instructions	<b>7</b>				
<b>8</b> Less depreciation claimed in Part III and elsewhere on return	<b>8a</b>			<b>8b</b>	
<b>9</b> Depletion			<b>9</b>		
<b>10</b> Contributions to deferred compensation plans			<b>10</b>		
<b>11</b> Employee benefit programs			<b>11</b>		
<b>12</b> Excess exempt expenses (Part VIII)			<b>12</b>		
<b>13</b> Excess readership costs (Part IX)			<b>13</b>		
<b>14</b> Other deductions (attach statement)			<b>14</b>		
<b>15</b> <b>Total deductions.</b> Add lines 1 through 14			<b>15</b>		
<b>16</b> Unrelated business income before net operating loss deduction. Subtract line 15 from Part I, line 13, column (C)			<b>16</b>		
<b>17</b> Deduction for net operating loss. See instructions			<b>17</b>		
<b>18</b> <b>Unrelated business taxable income.</b> Subtract line 17 from line 16			<b>18</b>		

**Part III Cost of Goods Sold** Enter method of inventory valuation

1	Inventory at beginning of year . . . . .	1	
2	Purchases . . . . .	2	
3	Cost of labor . . . . .	3	
4	Additional section 263A costs (attach statement) . . . . .	4	
5	Other costs (attach statement) . . . . .	5	
6	<b>Total.</b> Add lines 1 through 5 . . . . .	6	
7	Inventory at end of year . . . . .	7	
8	<b>Cost of goods sold.</b> Subtract line 7 from line 6. Enter here and in Part I, line 2 . . . . .	8	
9	Do the rules of section 263A (with respect to property produced or acquired for resale) apply to the organization?		<input checked="" type="checkbox"/> Yes <input checked="" type="checkbox"/> No

**Part IV Rent Income (From Real Property and Personal Property Leased with Real Property)**

1 Description of property (property street address, city, state, ZIP code). Check if a dual-use. See instructions.

A     
 B     
 C     
 D

	A	B	C	D
2 Rent received or accrued				
a From personal property (if the percentage of rent for personal property is more than 10% but not more than 50%) . . . . .	<input checked="" type="checkbox"/>	<input checked="" type="checkbox"/>	<input checked="" type="checkbox"/>	<input checked="" type="checkbox"/>
b From real and personal property (if the percentage of rent for personal property exceeds 50% or if the rent is based on profit or income) . . . . .	<input checked="" type="checkbox"/>	<input checked="" type="checkbox"/>	<input checked="" type="checkbox"/>	<input checked="" type="checkbox"/>
c Total rents received or accrued by property. Add lines 2a and 2b, columns A through D . . . . .	<input checked="" type="checkbox"/>	<input checked="" type="checkbox"/>	<input checked="" type="checkbox"/>	<input checked="" type="checkbox"/>
3 Total rents received or accrued. Add line 2c columns A through D. Enter here and on Part I, line 6, column (A) . . . . .				<input checked="" type="checkbox"/>
4 Deductions directly connected with the income in lines 2(a) and 2(b) (attach statement) . . . . .	<input checked="" type="checkbox"/>	<input checked="" type="checkbox"/>	<input checked="" type="checkbox"/>	<input checked="" type="checkbox"/>
5 <b>Total deductions.</b> Add line 4 columns A through D. Enter here and on Part I, line 6, column (B) . . . . .				<input checked="" type="checkbox"/>

**Part V Unrelated Debt-Financed Income** (see instructions)

1 Description of debt-financed property (street address, city, state, ZIP code). Check if a dual-use. See instructions.

A     
 B     
 C     
 D

	A	B	C	D
2 Gross income from or allocable to debt-financed property . . . . .	<input checked="" type="checkbox"/>	<input checked="" type="checkbox"/>	<input checked="" type="checkbox"/>	<input checked="" type="checkbox"/>
3 Deductions directly connected with or allocable to debt-financed property				
a Straight line depreciation (attach statement) . . . . .	<input checked="" type="checkbox"/>	<input checked="" type="checkbox"/>	<input checked="" type="checkbox"/>	<input checked="" type="checkbox"/>
b Other deductions (attach statement) . . . . .	<input checked="" type="checkbox"/>	<input checked="" type="checkbox"/>	<input checked="" type="checkbox"/>	<input checked="" type="checkbox"/>
c Total deductions (add lines 3a and 3b, columns A through D) . . . . .	<input checked="" type="checkbox"/>	<input checked="" type="checkbox"/>	<input checked="" type="checkbox"/>	<input checked="" type="checkbox"/>
4 Amount of average acquisition debt on or allocable to debt-financed property (attach statement) . . . . .	<input checked="" type="checkbox"/>	<input checked="" type="checkbox"/>	<input checked="" type="checkbox"/>	<input checked="" type="checkbox"/>
5 Average adjusted basis of or allocable to debt-financed property (attach statement) . . . . .	<input checked="" type="checkbox"/>	<input checked="" type="checkbox"/>	<input checked="" type="checkbox"/>	<input checked="" type="checkbox"/>
6 Divide line 4 by line 5 . . . . .	<input checked="" type="checkbox"/>	<input checked="" type="checkbox"/>	<input checked="" type="checkbox"/>	<input checked="" type="checkbox"/>
7 Gross income reportable. Multiply line 2 by line 6	<input checked="" type="checkbox"/>	<input checked="" type="checkbox"/>	<input checked="" type="checkbox"/>	<input checked="" type="checkbox"/>
8 <b>Total gross income</b> (add line 7, columns A through D). Enter here and on Part I, line 7, column (A) . . . . .				<input checked="" type="checkbox"/>
9 Allocable deductions. Multiply line 3c by line 6	<input checked="" type="checkbox"/>	<input checked="" type="checkbox"/>	<input checked="" type="checkbox"/>	<input checked="" type="checkbox"/>
10 <b>Total allocable deductions.</b> Add line 9, columns A through D. Enter here and on Part I, line 7, column (B) . . . . .				<input checked="" type="checkbox"/>
11 <b>Total dividends — received deductions</b> included in line 10 . . . . .				<input checked="" type="checkbox"/>

**Part VI Interest, Annuities, Royalties, and Rents from Controlled Organizations** (see instructions)

1. Name of controlled organization	2. Employer identification number	Exempt Controlled Organizations			
		3. Net unrelated income (loss) (see instructions)	4. Total of specified payments made	5. Part of column 4 that is included in the controlling organization's gross income	6. Deductions directly connected with income in column 5
(1)					
(2)					
(3)					
(4)					

Nonexempt Controlled Organizations

7. Taxable income	8. Net unrelated income (loss) (see instructions)	9. Total of specified payments made	10. Part of column 9 that is included in the controlling organization's gross income	11. Deductions directly connected with income in column 10
(1)				
(2)				
(3)				
(4)				

			Add columns 5 and 10. Enter here and on Part I, line 8, column (A)	Add columns 6 and 11. Enter here and on Part I, line 8, column (B)
<b>Totals</b>				

**Part VII Investment Income of a Section 501(c)(7), (9), or (17) Organization** (see instructions)

1. Description of income	2. Amount of income	3. Deductions directly connected (attach statement)	4. Set-asides (attach statement)	5. Total deductions and set-asides (add columns 3 and 4)
(1)				
(2)				
(3)				
(4)				

		Add amounts in column 2. Enter here and on Part I, line 9, column (A)		Add amounts in column 5. Enter here and on Part I, line 9, column (B)
<b>Totals</b>				

**Part VIII Exploited Exempt Activity Income, Other Than Advertising Income** (see instructions)

1	Description of exploited activity:		
2	Gross unrelated business income from trade or business. Enter here and on Part I, line 10, column (A)		
3	Expenses directly connected with production of unrelated business income. Enter here and on Part I, line 10, column (B)		
4	Net income (loss) from unrelated trade or business. Subtract line 3 from line 2. If a gain, complete lines 5 through 7		
5	Gross income from activity that is not unrelated business income		
6	Expenses attributable to income entered on line 5		
7	Excess exempt expenses. Subtract line 5 from line 6, but do not enter more than the amount on line 4. Enter here and on Part II, line 12		

**Part IX Advertising Income**

- 1** Name(s) of periodical(s). Check box if reporting two or more periodicals on a consolidated basis.
- A**  [REDACTED]
  - B**  \_\_\_\_\_
  - C**  \_\_\_\_\_
  - D**  \_\_\_\_\_

Enter amounts for each periodical listed above in the corresponding column.

	<b>A</b>	<b>B</b>	<b>C</b>	<b>D</b>
<b>2</b> Gross advertising income . . . . .	[REDACTED]	[REDACTED]	[REDACTED]	[REDACTED]
<b>a</b> Add columns A through D. Enter here and on Part I, line 11, column (A) . . . . .				[REDACTED]
<b>3</b> Direct advertising costs by periodical . . . . .	[REDACTED]	[REDACTED]	[REDACTED]	[REDACTED]
<b>a</b> Add columns A through D. Enter here and on Part I, line 11, column (B) . . . . .				[REDACTED]
<b>4</b> Advertising gain (loss). Subtract line 3 from line 2. For any column in line 4 showing a gain, complete lines 5 through 8. For any column in line 4 showing a loss or zero, do not complete lines 5 through 7, and enter zero on line 8 . . . . .	[REDACTED]	[REDACTED]	[REDACTED]	[REDACTED]
<b>5</b> Readership costs . . . . .	[REDACTED]	[REDACTED]	[REDACTED]	[REDACTED]
<b>6</b> Circulation income . . . . .	[REDACTED]	[REDACTED]	[REDACTED]	[REDACTED]
<b>7</b> Excess readership costs. If line 6 is less than line 5, subtract line 6 from line 5. If line 5 is less than line 6, enter zero . . . . .	[REDACTED]	[REDACTED]	[REDACTED]	[REDACTED]
<b>8</b> Excess readership costs allowed as a deduction. For each column showing a gain on line 4, enter the lesser of line 4 or line 7 . . . . .	[REDACTED]	[REDACTED]	[REDACTED]	[REDACTED]
<b>a</b> Add line 8, columns A through D. Enter the greater of the line 8a, columns total or zero here and on Part II, line 13 . . . . .				[REDACTED]

**Part X Compensation of Officers, Directors, and Trustees** (see instructions)

	<b>1. Name</b>	<b>2. Title</b>	<b>3. Percentage of time devoted to business</b>	<b>4. Compensation attributable to unrelated business</b>
(1)	[REDACTED]	[REDACTED]	[REDACTED] %	[REDACTED]
(2)			%	
(3)			%	
(4)			%	
<b>Total.</b> Enter here and on Part II, line 1 . . . . .				[REDACTED]

**Part XI Supplemental Information** (see instructions)

-----

-----

-----

-----

-----

-----

-----

-----

-----

-----

-----

-----

-----

-----

-----

**Return of Certain Excise Taxes Under Chapters 41 and 42 of the Internal Revenue Code**

(Sections 170(f)(10), 664(c)(2), 4911, 4912, 4941, 4942, 4943, 4944, 4945, 4955, 4958, 4959, 4960, 4965, 4966, 4967, and 4968)

**2022**

Department of the Treasury  
Internal Revenue Service

Go to [www.irs.gov/Form4720](http://www.irs.gov/Form4720) for instructions and the latest information.

For calendar year 2022 or other tax year beginning \_\_\_\_\_, 2022, and ending \_\_\_\_\_, 20

Name of organization, entity, or person subject to tax \_\_\_\_\_ EIN or SSN \_\_\_\_\_

Number, street, and room or suite no. (or P.O. box if mail is not delivered to street address) \_\_\_\_\_  Amended return

City or town, state or province, country, and ZIP or foreign postal code \_\_\_\_\_  
 Check box for type of annual return:  Form 990  Form 990-EZ  
 Form 990-PF  Other  
 Form 5227

	Yes	No
<b>A</b> Is the organization a foreign private foundation within the meaning of section 4948(b)? . . . . .	<input checked="" type="checkbox"/>	<input type="checkbox"/>
Show conversion rate to U.S. dollars. See instructions . . . . .	<input type="checkbox"/>	<input type="checkbox"/>
<b>B Entity (other than the organization) or person subject to tax:</b> Are you required to file Form 4720 with respect to more than one organization in the current tax year? See instructions . . . . .	<input checked="" type="checkbox"/>	<input type="checkbox"/>
If "Yes," attach a list showing the name and EIN for each organization with respect to which you will file Form 4720 for the current tax year.		

**Part I Taxes on Organization** (Sections 170(f)(10), 664(c)(2), 4911(a), 4912(a), 4942(a), 4943(a), 4944(a)(1), 4945(a)(1), 4955(a)(1), 4959, 4960(a), 4965(a)(1), 4966(a)(1), and 4968(a))

1 Tax on undistributed income—Schedule B, line 4 . . . . .	1	<input checked="" type="checkbox"/>
2 Tax on excess business holdings—Schedule C, line 7 . . . . .	2	<input checked="" type="checkbox"/>
3 Tax on investments that jeopardize charitable purpose—Schedule D, Part I, column (f) . . . . .	3	<input checked="" type="checkbox"/>
4 Tax on taxable expenditures—Schedule E, Part I, column (h) . . . . .	4	<input checked="" type="checkbox"/>
5 Tax on political expenditures—Schedule F, Part I, column (f) . . . . .	5	<input checked="" type="checkbox"/>
6 Tax on excess lobbying expenditures—Schedule G, line 4 . . . . .	6	<input checked="" type="checkbox"/>
7 Tax on disqualifying lobbying expenditures—Schedule H, Part I, column (e) . . . . .	7	<input checked="" type="checkbox"/>
8 Tax on premiums paid on personal benefit contracts . . . . .	8	<input checked="" type="checkbox"/>
9 Tax on being a party to prohibited tax shelter transactions—Schedule J, Part I, column (h) . . . . .	9	<input checked="" type="checkbox"/>
10 Tax on taxable distributions—Schedule K, Part I, column (f) . . . . .	10	<input checked="" type="checkbox"/>
11 Tax on a charitable remainder trust's unrelated business taxable income. Attach statement . . . . .	11	<input checked="" type="checkbox"/>
12 Tax on failure to meet the requirements of section 501(r)(3)—Schedule M, Part II, line 2 . . . . .	12	<input checked="" type="checkbox"/>
13 Tax on excess executive compensation—Schedule N . . . . .	13	<input checked="" type="checkbox"/>
14 Tax on net investment income of private colleges and universities—Schedule O . . . . .	14	<input checked="" type="checkbox"/>
15 <b>Total</b> (add lines 1–14) . . . . .	15	<input checked="" type="checkbox"/>

**Part II Taxes on a Manager, Self-Dealer, Disqualified Person, Donor, Donor Advisor, or Related Person** (Sections 4912(b), 4941(a), 4944(a)(2), 4945(a)(2), 4955(a)(2), 4958(a), 4965(a)(2), 4966(a)(2), and 4967(a))

Name and address of related organization; city or town, state or province, country, ZIP or foreign postal code \_\_\_\_\_ Employer identification number \_\_\_\_\_

1 Tax on self-dealing—Schedule A, Part II, column (d); and Part III, column (d) . . . . .	1	<input checked="" type="checkbox"/>
2 Tax on investments that jeopardize charitable purposes—Schedule D, Part II, column (d) . . . . .	2	<input checked="" type="checkbox"/>
3 Tax on taxable expenditures—Schedule E, Part II, column (d) . . . . .	3	<input checked="" type="checkbox"/>
4 Tax on political expenditures—Schedule F, Part II, column (d) . . . . .	4	<input checked="" type="checkbox"/>
5 Tax on disqualifying lobbying expenditures—Schedule H, Part II, column (d) . . . . .	5	<input checked="" type="checkbox"/>
6 Tax on excess benefit transactions—Schedule I, Part II, column (d); and Part III, column (d) . . . . .	6	<input checked="" type="checkbox"/>
7 Tax on being a party to prohibited tax shelter transactions—Schedule J, Part II, column (d) . . . . .	7	<input checked="" type="checkbox"/>
8 Tax on taxable distributions—Schedule K, Part II, column (d) . . . . .	8	<input checked="" type="checkbox"/>
9 Tax on prohibited benefits—Schedule L, Part II, column (d); and Part III, column (d) . . . . .	9	<input checked="" type="checkbox"/>
10 <b>Total</b> —Add lines 1 through 9 . . . . .	10	<input checked="" type="checkbox"/>

**Part III Tax Payments**

1 Total tax (Part I, line 15 or Part II, line 10) . . . . .	1	<input checked="" type="checkbox"/>
2 Total payments including amount paid with Form 8868 (see instructions) . . . . .	2	<input checked="" type="checkbox"/>
3 <b>Tax due.</b> If line 1 is larger than line 2, enter amount owed (see instructions) . . . . .	3	<input checked="" type="checkbox"/>
4 <b>Overpayment.</b> If line 1 is smaller than line 2, enter the difference. This is your refund . . . . .	4	<input checked="" type="checkbox"/>

**SCHEDULE A—Initial Taxes on Self-Dealing (Section 4941)**

<b>Part I Acts of Self-Dealing and Tax Computation</b>				
(a) Act number	(b) Date of act	(c) Correction made?		(d) Description of act
		Yes	No	
<b>1</b>				
<b>2</b>				
<b>3</b>				
<b>4</b>				
<b>5</b>				
(e) Question number from Form 990-PF, Part VI-B, or Form 5227, Part VIII, applicable to the act	(f) Amount involved in act	(g) Initial tax on self-dealer (10% of col. (f))		(h) Tax on foundation managers (if applicable) (lesser of \$20,000 or 5% of col. (f))

<b>Part II Summary of Tax Liability of Self-Dealers and Proration of Payments</b>			
(a) Names of self-dealers liable for tax	(b) Act no. from Part I, col. (a)	(c) Tax from Part I, col. (g), or prorated amount	(d) Self-dealer's total tax liability (add amounts in col. (c)) (see instructions)

<b>Part III Summary of Tax Liability of Foundation Managers and Proration of Payments</b>			
(a) Names of foundation managers liable for tax	(b) Act no. from Part I, col. (a)	(c) Tax from Part I, col. (h), or prorated amount	(d) Manager's total tax liability (add amounts in col. (c)) (see instructions)

**SCHEDULE B—Initial Tax on Undistributed Income (Section 4942)**

<b>1</b>	Undistributed income for years before 2021 (from Form 990-PF for 2022, Part XII, line 6d)	<b>1</b>	
<b>2</b>	Undistributed income for 2021 (from Form 990-PF for 2022, Part XII, line 6e)	<b>2</b>	
<b>3</b>	Total undistributed income at end of current tax year beginning in 2022 and subject to tax under section 4942 (add lines 1 and 2)	<b>3</b>	
<b>4</b>	<b>Tax</b> —Enter 30% of line 3 here and on Part I, line 1	<b>4</b>	

**SCHEDULE C—Initial Tax on Excess Business Holdings (Section 4943)**

**Business Holdings and Computation of Tax**

If you have taxable excess holdings in more than one business enterprise, attach a separate schedule for each enterprise. Refer to the instructions for each line item before making any entries.

Name and address of business enterprise

Employer identification number

Form of enterprise (corporation, partnership, trust, joint venture, sole proprietorship, etc.)

	(a) Voting stock (profits interest or beneficial interest)	(b) Value	(c) Nonvoting stock (capital interest)
<b>1</b> Foundation holdings in business enterprise . . . . .	%	%	
<b>2</b> Permitted holdings in business enterprise . . . . .	%	%	
<b>3</b> Value of excess holdings in business enterprise			
<b>4</b> Value of excess holdings disposed of within 90 days; or, other value of excess holdings not subject to section 4943 tax (attach statement) . . . . .			
<b>5</b> Taxable excess holdings in business enterprise—line 3 minus line 4 . . . . .			
<b>6 Tax</b> —Enter 10% of line 5 . . . . .			
<b>7 Total tax</b> —Add amounts on line 6, columns (a), (b), and (c); enter total here and on Part I, line 2			

Yes	No
<input type="checkbox"/>	<input type="checkbox"/>

**8** Did the organization dispose of excess holdings subject to tax reported on line 6? . . . . .  
Attach a statement explaining (i) corrective action taken, or (ii) why corrective action has not been taken.

**SCHEDULE D—Initial Taxes on Investments That Jeopardize Charitable Purpose (Section 4944)**

**Part I Investments and Tax Computation**

(a) Investment number	(b) Date of investment	(c) Correction made?		(d) Description of investment	(e) Amount of investment	(f) Initial tax on foundation (10% of col. (e))	(g) Initial tax on foundation managers (if applicable)— (lesser of \$10,000 or 10% of col. (e))
		Yes	No				
<b>1</b>							
<b>2</b>							
<b>3</b>							
<b>4</b>							
<b>5</b>							
<b>Total</b> —Column (f). Enter here and on Part I, line 3 . . . . .							
<b>Total</b> —Column (g). Enter total (or prorated amount) here and in Part II, column (c), below . . . . .							

**Part II Summary of Tax Liability of Foundation Managers and Proration of Payments**

(a) Names of foundation managers liable for tax	(b) Investment no. from Part I, col. (a)	(c) Tax from Part I, col. (g), or prorated amount	(d) Manager's total tax liability (add amounts in col. (c)) (see instructions)

**SCHEDULE E—Initial Taxes on Taxable Expenditures (Section 4945)**

<b>Part I Expenditures and Computation of Tax</b>							
(a) Item number	(b) Amount	(c) Date paid or incurred	(d) Correction made?		(e) Name and address of recipient		
			Yes	No			
1							
2							
3							
4							
5							
(f) Description of expenditure and purposes for which made					(g) Question number from Form 990-PF, Part VI-B, or Form 5227, Part VIII, applicable to the expenditure	(h) Initial tax imposed on foundation (20% of col. (b))	(i) Initial tax imposed on foundation managers (if applicable)—(lesser of \$10,000 or 5% of col. (b))
<b>Total—</b> Column (h). Enter here and on Part I, line 4 . . . . .							
<b>Total—</b> Column (i). Enter total (or prorated amount) here and in Part II, column (c), below . . . . .							

<b>Part II Summary of Tax Liability of Foundation Managers and Proration of Payments</b>			
(a) Names of foundation managers liable for tax	(b) Item no. from Part I, col. (a)	(c) Tax from Part I, col. (i), or prorated amount	(d) Manager's total tax liability (add amounts in col. (c)) (see instructions)

**SCHEDULE F—Initial Taxes on Political Expenditures (Section 4955)**

<b>Part I Expenditures and Computation of Tax</b>							
(a) Item number	(b) Amount	(c) Date paid or incurred	(d) Correction made?		(e) Description of political expenditure	(f) Initial tax imposed on organization or foundation (10% of col. (b))	(g) Initial tax imposed on managers (if applicable) (lesser of \$5,000 or 2½% of col. (b))
			Yes	No			
1							
2							
3							
4							
5							
<b>Total—</b> Column (f). Enter here and on Part I, line 5 . . . . .							
<b>Total—</b> Column (g). Enter total (or prorated amount) here and in Part II, column (c), below . . . . .							

<b>Part II Summary of Tax Liability of Organization Managers or Foundation Managers and Proration of Payments</b>			
(a) Names of organization managers or foundation managers liable for tax	(b) Item no. from Part I, col. (a)	(c) Tax from Part I, col. (g), or prorated amount	(d) Manager's total tax liability (add amounts in col. (c)) (see instructions)



**SCHEDULE G – Tax on Excess Lobbying Expenditures (Section 4911)**

<b>1</b>	Excess of grass roots expenditures over grass roots nontaxable amount (from Schedule C (Form 990), Part II-A, column (b), line 1h). (See the instructions before making an entry.) . . . . .	<b>1</b>	■
<b>2</b>	Excess of lobbying expenditures over lobbying nontaxable amount (from Schedule C (Form 990), Part II-A, column (b), line 1i). (See the instructions before making an entry.) . . . . .	<b>2</b>	■
<b>3</b>	Excess lobbying expenditures—enter the larger of line 1 or line 2 . . . . .	<b>3</b>	
<b>4</b>	<b>Tax</b> —Enter 25% of line 3 here and on Part I, line 6 . . . . .	<b>4</b>	■

**SCHEDULE H – Taxes on Disqualifying Lobbying Expenditures (Section 4912)**

**Part I Expenditures and Computation of Tax**

(a) Item number	(b) Amount	(c) Date paid or incurred	(d) Description of lobbying expenditures	(e) Tax imposed on organization (5% of col. (b))	(f) Tax imposed on organization managers (if applicable)—(5% of col. (b))
<b>1</b>					
<b>2</b>					
<b>3</b>					
<b>4</b>					
<b>5</b>					

**Total**—Column (e). Enter here and on Part I, line 7 . . . . .

**Total**—Column (f). Enter total (or prorated amount) here and in Part II, column (c), below . . . . .

**Part II Summary of Tax Liability of Organization Managers and Proration of Payments**

(a) Names of organization managers liable for tax	(b) Item no. from Part I, col. (a)	(c) Tax from Part I, col. (f), or prorated amount	(d) Manager's total tax liability (add amounts in col. (c)) (see instructions)

**SCHEDULE I – Initial Taxes on Excess Benefit Transactions (Section 4958)**

**Part I Excess Benefit Transactions and Tax Computation**

(a) Transaction number	(b) Date of transaction	(c) Correction made?		(d) Description of transaction
		Yes	No	
<b>1</b>				
<b>2</b>				
<b>3</b>				
<b>4</b>				
<b>5</b>				

(e) Amount of excess benefit	(f) Initial tax on disqualified persons (25% of col. (e))	(g) Tax on organization managers (if applicable) (lesser of \$20,000 or 10% of col. (e))

**SCHEDULE I—Initial Taxes on Excess Benefit Transactions (Section 4958) Continued**

**Part II Summary of Tax Liability of Disqualified Persons and Proration of Payments**

(a) Names of disqualified persons liable for tax	(b) Trans. no. from Part I, col. (a)	(c) Tax from Part I, col. (f), or prorated amount	(d) Disqualified person's total tax liability (add amounts in col. (c)) (see instructions)

**Part III Summary of Tax Liability of 501(c)(3), (c)(4) & (c)(29) Organization Managers and Proration of Payments**

(a) Names of 501(c)(3), (c)(4) & (c)(29) organization managers liable for tax	(b) Trans. no. from Part I, col. (a)	(c) Tax from Part I, col. (g), or prorated amount	(d) Manager's total tax liability (add amounts in col. (c)) (see instructions)

**SCHEDULE J—Taxes on Being a Party to Prohibited Tax Shelter Transactions (Section 4965)**

**Part I Prohibited Tax Shelter Transactions (PTST) and Tax Imposed on the Tax-Exempt Entity (see instructions)**

(a) Transaction number	(b) Transaction date	(c) Type of transaction 1 — Listed 2 — Subsequently listed 3 — Confidential 4 — Contractual protection	(d) Description of transaction
1			
2			
3			
4			
5			

(e) Did the tax-exempt entity know or have reason to know this transaction was a PTST when it became a party to the transaction?		(f) Net income attributable to the PTST	(g) 75% of proceeds attributable to the PTST	(h) Tax imposed on the tax-exempt entity (see instructions)
Yes	No			

**Total—**Column (h). Enter here and on Part I, line 9 . . . . .

<b>Part II Tax Imposed on Entity Managers (Section 4965) Continued</b>			
(a) Name of entity manager	(b) Transaction number from Part I, col. (a)	(c) Tax—enter \$20,000 for each transaction listed in col. (b) for each manager in col. (a)	(d) Manager's total tax liability (add amounts in col. (c))

**SCHEDULE K—Taxes on Taxable Distributions of Sponsoring Organizations Maintaining Donor Advised Funds (Section 4966). See the instructions.**

<b>Part I Taxable Distributions and Tax Computation</b>			
(a) Item number	(b) Name of sponsoring organization and donor advised fund	(c) Description of distribution	
1			
2			
3			
4			
	(d) Date of distribution	(e) Amount of distribution	(f) Tax imposed on organization (20% of col. (e))
<b>Total—</b> Column (f). Enter here and on Part I, line 10 . . . . .			
<b>Total—</b> Column (g). Enter total (or prorated amount) here and in Part II, column (c), below . . . . .			

<b>Part II Summary of Tax Liability of Fund Managers and Proration of Payments</b>			
(a) Name of fund managers liable for tax	(b) Item no. from Part I, col. (a)	(c) Tax from Part I, col. (g) or prorated amount	(d) Manager's total tax liability (add amounts in col. (c)) (see instructions)

**SCHEDULE L – Taxes on Prohibited Benefits Distributed From Donor Advised Funds (Section 4967).**  
See the instructions.

<b>Part I Prohibited Benefits and Tax Computation</b>		
(a) Item number	(b) Date of prohibited benefit	(c) Description of benefit
1		
2		
3		
4		
5		
(d) Amount of prohibited benefit		(e) Tax on donors, donor advisors, or related persons (125% of col. (d)) (see instructions)
		(f) Tax on fund managers (if applicable) (lesser of 10% of col. (d) or \$10,000) (see instructions)

<b>Part II Summary of Tax Liability of Donors, Donor Advisors, Related Persons, and Proration of Payments</b>			
(a) Names of donors, donor advisors, or related persons liable for tax	(b) Item no. from Part I, col. (a)	(c) Tax from Part I, col. (e) or prorated amount	(d) Donor's, donor advisor's, or related person's total tax liability (add amounts in col. (c)) (see instructions)

<b>Part III Summary of Tax Liability of Fund Managers and Proration of Payments</b>			
(a) Names of fund managers liable for tax	(b) Item no. from Part I, col. (a)	(c) Tax from Part I, col. (f) or prorated amount	(d) Fund manager's total tax liability (add amounts in col. (c)) (see instructions)

**Schedule M—Tax on Hospital Organization for Failure to Meet the Community Health Needs Assessment Requirements** (Sections 4959 and 501(r)(3)). (See instructions.)

<b>Part I Failures to Meet Section 501(r)(3)</b>				
(a) Item number	(b) Name of hospital facility	(c) Description of the failure	(d) Tax year hospital facility last conducted a CHNA	(e) Tax year hospital facility last adopted an implementation strategy
1				
2				
3				
4				
5				

<b>Part II Computation of Tax</b>		
1	Number of hospital facilities operated by the hospital organization that failed to meet the Community Health Needs Assessment requirements of section 501(r)(3) . . . . .	<b>1</b>
2	<b>Tax</b> —Enter \$50,000 multiplied by line 1 here and on Part I, line 12 . . . . .	<b>2</b>

**SCHEDULE N—Tax on Excess Executive Compensation** (Section 4960). (See instructions.)

(a) Item number	(b) Name of covered employee	(c) Excess remuneration	(d) Excess parachute payment	(e) Total. Add column (c) and (d)
1				
2				
3				
4				
5				
6	Attachment, if necessary. See instructions . . . . .			
<b>Total</b> (add column (e) items 1–6) . . . . .				
<b>Tax.</b> Enter 21% of the amount above here and on Part I, line 13 . . . . .				

**SCHEDULE O—Excise Tax on Net Investment Income of Private Colleges and Universities** (Section 4968)

	(a) Name	(b) EIN	(c) Gross investment income (See instructions.)	(d) Capital gain net income	(e) Administrative expenses allocable to income included in cols. (c) and (d)	(f) Net investment income (See instructions.)
1	Filing Organization					
2	Related Organization					
3	Related Organization					
4	Related Organization					
5	Total from attachment, if necessary . . . . .					
6	<b>Total</b> . . . . .					
7	Excise Tax on Net Investment Income. Enter 1.4% of the amount in 6(f) here and on Part I, line 14 . . . . .					

<b>Sign Here</b>	Under penalties of perjury, I declare that I have examined this return, including accompanying schedules and statements, and to the best of my knowledge and belief it is true, correct, and complete. Declaration of preparer (other than taxpayer) is based on all information of which preparer has any knowledge.				
	Signature of officer or trustee	Title	Date		
	Signature (and organization or entity name if applicable) of manager, self-dealer, disqualified person, donor, donor advisor, or related person			Date	
	May the IRS discuss this return with the preparer shown below? (see instructions) . . . . . <input type="checkbox"/> Yes <input type="checkbox"/> No				
<b>Paid Preparer Use Only</b>	Print/Type preparer's name	Preparer's signature	Date	Check <input type="checkbox"/> if self-employed	PTIN
	Firm's name			Firm's EIN	
	Firm's address			Phone no.	

**Information Return for Tax-Exempt Private Activity Bond Issues**

(Under Internal Revenue Code section 149(e))  
 ▶ See separate instructions.

OMB No. 1545-0047

▶ Go to [www.irs.gov/Form8038](http://www.irs.gov/Form8038) for instructions and the latest information.

<b>Part I Reporting Authority</b>		Check box if Amended Return <input type="checkbox"/>
1 Issuer's name [REDACTED]		2 Issuer's employer identification number [REDACTED]
3a Name of person (other than issuer) with whom the IRS may communicate about this return (see instructions)		3b Telephone number of other person shown on 3a
4 Number and street (or P.O. box if mail is not delivered to street address)	Room/suite	5 Report number (For IRS Use Only) 1 <input type="checkbox"/> <input type="checkbox"/> <input type="checkbox"/>
6 City, town, or post office, state, and ZIP code [REDACTED]		7 Date of issue (MM/DD/YYYY) [REDACTED]
8 Name of issue [REDACTED]		9 CUSIP number [REDACTED]
10a Name and title of officer or other employee of the issuer whom the IRS may call for more information		10b Telephone number of officer or other employee shown on 10a

<b>Part II Type of Issue (Enter the issue price.)</b>	Issue Price
<b>11</b> Exempt facility bond:	
<b>a</b> Airport (sections 142(a)(1) and 142(c)) . . . . .	<b>11a</b> [REDACTED]
<b>b</b> Docks and wharves (sections 142(a)(2) and 142(c)) . . . . .	<b>11b</b> [REDACTED]
<b>c</b> Water furnishing facilities (sections 142(a)(4) and 142(e)) . . . . .	<b>11c</b> [REDACTED]
<b>d</b> Sewage facilities (section 142(a)(5)) . . . . .	<b>11d</b> [REDACTED]
<b>e</b> Solid waste disposal facilities (section 142(a)(6)) . . . . .	<b>11e</b> [REDACTED]
<b>f</b> Qualified residential rental projects (sections 142(a)(7) and 142(d)) (see instructions) . . . . .	<b>11f</b> [REDACTED]
Meeting 20–50 test (section 142(d)(1)(A)) . . . . .	[REDACTED]
Meeting 40–60 test (section 142(d)(1)(B)) . . . . .	[REDACTED]
Meeting 25–60 test (NYC only) (section 142(d)(6)) . . . . .	[REDACTED]
Has an election been made for deep rent skewing (section 142(d)(4)(B))? . . . . . <input checked="" type="checkbox"/> Yes <input type="checkbox"/> No	[REDACTED]
<b>g</b> Facilities for the local furnishing of electric energy or gas (sections 142(a)(8) and 142(f)) . . . . .	<b>11g</b> [REDACTED]
<b>h</b> Facilities allowed under a transitional rule of the Tax Reform Act of 1986 (see instructions) . . . . .	<b>11h</b> [REDACTED]
Facility type [REDACTED]	[REDACTED]
1986 Act section [REDACTED]	[REDACTED]
<b>i</b> Qualified enterprise zone facility bonds (section 1394) (see instructions) . . . . .	<b>11i</b> [REDACTED]
<b>j</b> Qualified empowerment zone facility bonds (section 1394(f)) (see instructions) . . . . .	<b>11j</b> [REDACTED]
<b>k</b> Qualified broadband projects (sections 142(a)(16) and 142(n)) . . . . .	<b>11k</b> [REDACTED]
<b>l</b> Qualified public educational facility bonds (sections 142(a)(13) and 142(k)) . . . . .	<b>11l</b> [REDACTED]
<b>m</b> Mass commuting facilities (sections 142(a)(3) and 142(c)) . . . . .	<b>11m</b> [REDACTED]
<b>n</b> Qualified highway or surface freight transfer facilities (sections 142(a)(15) and 142(m)) . . . . .	<b>11n</b> [REDACTED]
<b>o</b> Qualified carbon dioxide capture facilities (sections 142(a)(17) and 142(o)) . . . . .	<b>11o</b> [REDACTED]
<b>p</b> Local district heating or cooling facilities (sections 142(a)(9) and 142(g)) [REDACTED]	<b>11p</b> [REDACTED]
<b>q</b> Other (see instructions) . . . . .	<b>11q</b> [REDACTED]
<b>12a</b> Qualified mortgage bond (section 143(a)) . . . . .	<b>12a</b> [REDACTED]
<b>b</b> Other (see instructions) [REDACTED]	<b>12b</b> [REDACTED]
<b>13</b> Qualified veterans' mortgage bond (section 143(b)) (see instructions) . . . . . ▶	<b>13</b> [REDACTED]
Check the box if you elect to rebate arbitrage profits to the United States . . . . . <input type="checkbox"/>	[REDACTED]
<b>14</b> Qualified small issue bond (section 144(a)) (see instructions) . . . . . ▶	<b>14</b> [REDACTED]
Check the box for \$10 million small issue exemption . . . . . <input type="checkbox"/>	[REDACTED]
<b>15</b> Qualified student loan bond (section 144(b)) . . . . .	<b>15</b> [REDACTED]
<b>16</b> Qualified redevelopment bond (section 144(c)) . . . . .	<b>16</b> [REDACTED]
<b>17</b> Qualified hospital bond (section 145(c)) (attach schedule—see instructions) . . . . .	<b>17</b> [REDACTED]
<b>18</b> Qualified 501(c)(3) nonhospital bond (section 145(b)) (attach schedule—see instructions) . . . . .	<b>18</b> [REDACTED]
Check box if 95% or more of net proceeds will be used <b>only</b> for capital expenditures . . . . . ▶ <input type="checkbox"/>	[REDACTED]
<b>19</b> Nongovernmental output property bond (treated as private activity bond) (section 141(d)) . . . . .	<b>19</b> [REDACTED]
<b>20a</b> Other (see instructions) . . . . .	[REDACTED]
<b>b</b> Reissuance (see instructions) . . . . .	<b>20b</b> [REDACTED]
<b>c</b> Other. Describe (see instructions) ▶ [REDACTED]	<b>20c</b> [REDACTED]

<b>Part III Description of Bonds</b> (Complete for the entire issue for which this form is being filed.)					
	(a) Final maturity date	(b) Issue price	(c) Stated redemption price at maturity	(d) Weighted average maturity	(e) Yield
21		\$	\$	years	%

<b>Part IV Uses of Proceeds of Issue</b> (including underwriters' discount)			Amount
22	Proceeds used for accrued interest		
23	Issue price of entire issue (enter amount from line 21, column (b))		
24	Proceeds used for bond issuance costs (including underwriters' discount)		
25	Proceeds used for credit enhancement		
26	Proceeds allocated to reasonably required reserve or replacement fund		
27	Proceeds used to refund prior tax-exempt bonds. Complete Part VI		
28	Proceeds used to refund prior taxable bonds. Complete Parts V and VI		
29	Add lines 24 through 28		
30	Nonrefunding proceeds (subtract line 29 from line 23, enter amount here, and complete Part V)		

**Part V Description of Property Financed**  
**Caution:** Do not complete for qualified student loan bonds, qualified mortgage bonds, or qualified veterans' mortgage bonds.

<b>31 Type of Property Financed:</b>		Amount
a	Land	
b	Buildings and structures	
c	Equipment with recovery period of more than 5 years	
d	Equipment with recovery period of 5 years or less	
e	Other. Describe (see instructions)	

<b>32 North American Industry Classification System (NAICS) of the projects financed.</b>					
	NAICS Code	Amount of nonrefunding proceeds		NAICS Code	Amount of nonrefunding proceeds
a		\$	c		\$
b		\$	d		\$

**Part VI Description of Refunded Bonds** (Complete this part only for refunding bonds.)

33	Enter the remaining weighted average maturity of the tax-exempt bonds to be refunded	years
34	Enter the remaining weighted average maturity of the taxable bonds to be refunded	years
35	Enter the last date on which the refunded tax-exempt bonds will be called (MM/DD/YYYY)	/ /
36	Enter the date(s) the refunded bonds were issued (MM/DD/YYYY)	/ /

**Part VII Miscellaneous**

37 Name of governmental unit(s) approving issue (see the instructions) ▶

38 Check the box if you have designated any issue under section 265(b)(3)(B)(i)(III) ▶

39 Check the box if you have elected to pay a penalty in lieu of arbitrage rebate ▶

40a Check the box if you have identified a hedge and enter the following information ▶

b Name of hedge provider

c Type of hedge ▶

d Term of hedge ▶

41 Check the box if the hedge is superintegrated ▶

42a Enter the amount of gross proceeds invested or to be invested in a guaranteed investment contract (GIC) ▶

b Enter the final maturity date of the GIC (MM/DD/YYYY) ▶ /

c Enter the name of the GIC provider ▶

43 Check the box if the issuer has established written procedures to ensure that all nonqualified bonds of this issue are remediated in accordance with the requirements under the Code and Regulations (see instructions) ▶

44 Check the box if the issuer has established written procedures to monitor the requirements of section 148 ▶

45a Enter the amount of reimbursement if some portion of the proceeds was used to reimburse expenditures ▶

b Enter the date the official intent was adopted (MM/DD/YYYY) ▶ / /

46 Check the box if the issue is comprised of qualified redevelopment, qualified small issue, or exempt facilities bonds, and provide name and EIN of the primary private user ▶

Name ▶

EIN ▶



<b>Part VIII Volume Caps</b>		Amount
<b>47</b>	Amount of state volume cap allocated to the issuer. <b>Attach copy of state certification</b> . . . . .	<b>47</b> [Redacted]
<b>48</b>	Amount of issue subject to the unified state volume cap . . . . .	<b>48</b> [Redacted]
<b>49</b>	Amount of issue not subject to the unified state volume cap or other volume limitations:	<b>49</b>
<b>a</b>	Of bonds for governmentally owned solid waste facilities, airports, docks, wharves, environmental enhancements of hydroelectric generating facilities, high-speed intercity rail facilities, qualified broadband projects, or qualified carbon dioxide capture facilities. See instructions . . . . .	<b>49a</b> [Redacted]
<b>b</b>	Under a carryforward election. Attach a copy of Form 8328 to this return . . . . .	<b>49b</b> [Redacted]
<b>c</b>	Under transitional rules of the Tax Reform Act of 1986. Enter Act section ▶ [Redacted]	<b>49c</b> [Redacted]
<b>d</b>	Under the exception for current refunding (section 146(i) and section 1313(a) of the Tax Reform Act of 1986) . . . . .	<b>49d</b> [Redacted]
<b>50a</b>	Amount of issue of qualified veterans' mortgage bonds . . . . .	<b>50a</b> [Redacted]
<b>b</b>	Enter the state limit on qualified veterans' mortgage bonds . . . . .	<b>50b</b>
<b>51a</b>	Amount of section 1394(f) volume cap allocated to issuer. <b>Attach copy of local government certification</b> . . . . .	<b>51a</b> [Redacted]
<b>b</b>	Name of empowerment zone ▶ [Redacted]	
<b>52</b>	Amount of section 142(k)(5) volume cap allocated to issuer. <b>Attach copy of state certification</b> . . . . .	<b>52</b> [Redacted]

**Signature and Consent** Under penalties of perjury, I declare that I have examined this return, and accompanying schedules and statements, and to the best of my knowledge and belief, they are true, correct, and complete. I further declare that I consent to the IRS's disclosure of the issuer's return information, as necessary to process this return, to the person(s) that I have authorized above.

Signature of issuer's authorized representative \_\_\_\_\_ Date \_\_\_\_\_ Type or print name and title \_\_\_\_\_

<b>Paid Preparer Use Only</b>	Print/Type preparer's name	Preparer's signature	Date	Check <input type="checkbox"/> if self-employed	Preparer's PTIN
	Firm's name ▶			Firm's EIN ▶	
	Firm's address ▶			Phone no.	

# Return for Credit Payments to Issuers of Qualified Bonds

▶ Go to [www.irs.gov/Form8038CP](http://www.irs.gov/Form8038CP) for instructions and the latest information.

<b>Part I Information on Entity That Is To Receive Payment</b>		Check if Amended Return (see instructions) ▶ <input type="checkbox"/>
1 Name of entity that is to receive payment of the credit		2 Employer identification number (EIN)
3 Number and street (or P.O. box no. if mail is not delivered to street address)		Room/suite
4 City, town, or post office; state; and ZIP code		
5 Name and title of designated contact person whom the IRS may contact for more information		6 Telephone number of contact person shown on line 5

<b>Part II Reporting Authority</b>	
7 Issuer's name (if same as line 1, enter "SAME" and skip lines 8, 9, 11, 15, and 16)	
8 EIN	
9 Number and street (or P.O. box no. if mail is not delivered to street address)	
Room/suite	10 Report number (see instructions)
11 City, town, or post office; state; and ZIP code	
12 Date of issue (MM/DD/YYYY)	
13 Name of issue	
14 CUSIP number (see instructions)	
15 Name and title of officer or other person whom the IRS may contact for more information	
16 Telephone number of contact person shown on line 15	
17a Check applicable box (see instructions) ▶ <input type="checkbox"/> Variable rate bond <input type="checkbox"/> Fixed rate bond	
b Enter the issue price ▶	
c Enter code number for type of bonds (see instructions)	

<b>Part III Payment of Credit</b> (For specified tax credit bonds with multiple maturities, see instructions.)	
18 Interest payment date to which this payment of credit relates (MM/DD/YYYY)	
19a Interest payable to bondholders on the interest payment date. See instructions	
b For specified tax credit bonds only, enter the applicable credit rate determined under sec. 54A(b)(3)	
c For specified tax credit bonds only, complete Schedule A and enter amount from Schedule A, line 3	
20 Amount of credit allowed for the interest payment date (complete only line 20a, 20b, 20c, 20d, 20e, or 20f)	
a Build America bonds. Multiply line 19a by 35% (0.35)	
b Recovery zone economic development bonds. Multiply line 19a by 45% (0.45)	
c New clean renewable energy bonds, enter the smaller of lines 19a or 19c	
d Qualified energy conservation bonds, enter the smaller of lines 19a or 19c	
e Qualified zone academy bonds, enter the smaller of lines 19a or 19c	
f Qualified school construction bonds, enter the smaller of lines 19a or 19c	
21 Adjustment to previous credit payments (complete line 21a OR line 21b only):	
a Net increase to previous payments	
b Net decrease to previous payments	
c Enter explanation code for lines 21a or 21b (see instructions)	
22 Amount of credit payment requested. Combine either line 20a, 20b, 20c, 20d, 20e, or 20f with line 21a or line 21b	
23a Has there been a change to the debt service schedule most recently filed with the IRS? Yes <input type="checkbox"/> No <input type="checkbox"/>	
b If "Yes," enter the explanation code and attach the revised debt service schedule (see instructions)	
24a Have you paid or will you pay all the interest from line 19a on or before the date from line 18? See instructions Yes <input type="checkbox"/> No <input type="checkbox"/>	
b If "No," enter the explanation code (see instructions).	
25 Is this return submitted for the final interest payment date for the bonds? Yes <input type="checkbox"/> No <input type="checkbox"/>	

<b>Direct Deposit</b>	26 Enter direct deposit information below:	
	a Routing number	b Type: <input type="checkbox"/> Checking <input type="checkbox"/> Savings
	c Account number	

<b>Signature and Consent</b>	Under penalties of perjury, I declare that I have examined this return, and accompanying schedules and statements, and to the best of my knowledge and belief, they are true, correct, and complete. I further declare that I authorize the IRS to send the requested refundable credit payment to the entity identified in Part I, and I consent to the disclosure of the issuer's return information, as necessary to process the refundable credit payment, to the designated contact person(s) listed above in Parts I and II, as applicable.		
	Signature of issuer	Date	Type or print name and title

<b>Paid Preparer Use Only</b>	Print/Type preparer's name	Preparer's signature	Date	Check <input type="checkbox"/> if self-employed	PTIN
	Firm's name ▶	Firm's EIN ▶			
	Firm's address ▶	Phone no.			

# Information Return for Tax-Exempt Governmental Bonds

▶ Under Internal Revenue Code section 149(e)

▶ See separate instructions.

Caution: If the issue price is under \$100,000, use Form 8038-GC.

▶ Go to [www.irs.gov/F8038G](http://www.irs.gov/F8038G) for instructions and the latest information.

Part I Reporting Authority		Check box if Amended Return <input type="checkbox"/>
1 Issuer's name [REDACTED]	2 Issuer's employer identification number (EIN) [REDACTED]	
3a Name of person (other than issuer) with whom the IRS may communicate about this return (see instructions)		3b Telephone number of other person shown on 3a
4 Number and street (or P.O. box if mail is not delivered to street address)	Room/suite	5 Report number (For IRS Use Only) [REDACTED] 3 [REDACTED]
6 City, town, or post office, state, and ZIP code [REDACTED]		7 Date of issue [REDACTED]
8 Name of issue [REDACTED]		9 CUSIP number [REDACTED]
10a Name and title of officer or other employee of the issuer whom the IRS may call for more information		10b Telephone number of officer or other employee shown on 10a

**Part II Type of Issue (Enter the issue price.)** See the instructions and attach schedule.

11 Education . . . . .	11	[REDACTED]
12 Health and hospital . . . . .	12	[REDACTED]
13 Transportation . . . . .	13	[REDACTED]
14 Public safety . . . . .	14	[REDACTED]
15 Environment (including sewage bonds) . . . . .	15	[REDACTED]
16 Housing . . . . .	16	[REDACTED]
17 Utilities . . . . .	17	[REDACTED]
18 Other. Describe ▶ [REDACTED]	18	[REDACTED]
19a If bonds are TANs or RANs, check only box 19a . . . . . ▶ <input type="checkbox"/>		
b If bonds are BANs, check only box 19b . . . . . ▶ <input type="checkbox"/>		
20 If bonds are in the form of a lease or installment sale, check box . . . . . ▶ <input type="checkbox"/>		

**Part III Description of Bonds.** Complete for the entire issue for which this form is being filed.

(a) Final maturity date	(b) Issue price	(c) Stated redemption price at maturity	(d) Weighted average maturity	(e) Yield
21 [REDACTED]	\$ [REDACTED]	\$ [REDACTED]	[REDACTED] years	[REDACTED] %

**Part IV Uses of Proceeds of Bond Issue (including underwriters' discount)**

22 Proceeds used for accrued interest . . . . .	22	[REDACTED]
23 Issue price of entire issue (enter amount from line 21, column (b)) . . . . .	23	[REDACTED]
24 Proceeds used for bond issuance costs (including underwriters' discount) . . . . .	24	[REDACTED]
25 Proceeds used for credit enhancement . . . . .	25	[REDACTED]
26 Proceeds allocated to reasonably required reserve or replacement fund . . . . .	26	[REDACTED]
27 Proceeds used to refund prior tax-exempt bonds. Complete Part V . . . . .	27	[REDACTED]
28 Proceeds used to refund prior taxable bonds. Complete Part V . . . . .	28	[REDACTED]
29 Total (add lines 24 through 28) . . . . .	29	[REDACTED]
30 Nonrefunding proceeds of the issue (subtract line 29 from line 23 and enter amount here) . . . . .	30	[REDACTED]

**Part V Description of Refunded Bonds.** Complete this part only for refunding bonds.

31 Enter the remaining weighted average maturity of the tax-exempt bonds to be refunded . . . ▶	[REDACTED]	years
32 Enter the remaining weighted average maturity of the taxable bonds to be refunded . . . ▶	[REDACTED]	years
33 Enter the last date on which the refunded tax-exempt bonds will be called (MM/DD/YYYY) . . ▶	[REDACTED]	
34 Enter the date(s) the refunded bonds were issued ▶ (MM/DD/YYYY) [REDACTED]	[REDACTED]	

**Part VI Miscellaneous**

<b>35</b>	Enter the amount of the state volume cap allocated to the issue under section 141(b)(5) . . . . .	<b>35</b>	
<b>36a</b>	Enter the amount of gross proceeds invested or to be invested in a guaranteed investment contract (GIC). See instructions . . . . .	<b>36a</b>	
<b>b</b>	Enter the final maturity date of the GIC ▶ (MM/DD/YYYY) _____		
<b>c</b>	Enter the name of the GIC provider ▶ _____		
<b>37</b>	Pooled financings: Enter the amount of the proceeds of this issue that are to be used to make loans to other governmental units . . . . .	<b>37</b>	
<b>38a</b>	If this issue is a loan made from the proceeds of another tax-exempt issue, check box ▶ <input type="checkbox"/> and enter the following information:		
<b>b</b>	Enter the date of the master pool bond ▶ (MM/DD/YYYY) _____		
<b>c</b>	Enter the EIN of the issuer of the master pool bond ▶ _____		
<b>d</b>	Enter the name of the issuer of the master pool bond ▶ _____		
<b>39</b>	If the issuer has designated the issue under section 265(b)(3)(B)(i)(III) (small issuer exception), check box . . . . . ▶ <input type="checkbox"/>		
<b>40</b>	If the issuer has elected to pay a penalty in lieu of arbitrage rebate, check box . . . . . ▶ <input type="checkbox"/>		
<b>41a</b>	If the issuer has identified a hedge, check here ▶ <input type="checkbox"/> and enter the following information:		
<b>b</b>	Name of hedge provider ▶ _____		
<b>c</b>	Type of hedge ▶ _____		
<b>d</b>	Term of hedge ▶ _____		
<b>42</b>	If the issuer has superintegrated the hedge, check box . . . . . ▶ <input type="checkbox"/>		
<b>43</b>	If the issuer has established written procedures to ensure that all nonqualified bonds of this issue are remediated according to the requirements under the Code and Regulations (see instructions), check box . . . . . ▶ <input type="checkbox"/>		
<b>44</b>	If the issuer has established written procedures to monitor the requirements of section 148, check box . . . . . ▶ <input type="checkbox"/>		
<b>45a</b>	If some portion of the proceeds was used to reimburse expenditures, check here ▶ <input type="checkbox"/> and enter the amount of reimbursement . . . . . ▶ _____		
<b>b</b>	Enter the date the official intent was adopted ▶ (MM/DD/YYYY) _____		

<b>Signature and Consent</b>	Under penalties of perjury, I declare that I have examined this return and accompanying schedules and statements, and to the best of my knowledge and belief, they are true, correct, and complete. I further declare that I consent to the IRS's disclosure of the issuer's return information, as necessary to process this return, to the person that I have authorized above.			
	▶ _____ Signature of issuer's authorized representative		▶ _____ Date	
	▶ _____ Type or print name and title			
<b>Paid Preparer Use Only</b>	Print/Type preparer's name	Preparer's signature	Date	Check <input type="checkbox"/> if self-employed
	Firm's name ▶	Firm's EIN ▶		
	Firm's address ▶	Phone no.		

**Information Return for Tax Credit Bonds  
 and Specified Tax Credit Bonds**

► Under Internal Revenue Code section 149(e) ► See separate instructions.  
 ► Go to [www.irs.gov/Form8038tc](http://www.irs.gov/Form8038tc) for instructions and the latest information.

<b>Part I Reporting Authority</b>		Check if Amended Return <input type="checkbox"/>
1 Issuer's name	2 Issuer's employer identification number (EIN)	
3 Name of person (other than the issuer) with whom the IRS may communicate about this return (see instructions)	4 Report number (For IRS Use Only)	
5 Number and street (or P.O. box if mail is not delivered to street address)		
6 City, town, or post office, state, and ZIP code	7 Date of issue (MM/DD/YYYY)	
8 Name of issue	9 CUSIP number	
10 Name and title of officer of issuer whom the IRS may call for more information (see instructions)	11 Telephone number of officer or other person	

<b>Part II Type of Issue</b>	
1 Tax Credit Bond Code (see instructions, enter three digit code for the type of issue)	2 Description:
3 Has the issuer made an irrevocable election to apply section 6431(f)? <input type="checkbox"/> Yes <input type="checkbox"/> No	4 Enter the first interest payment date (MM/DD/YYYY)
5 Interest payment date frequency (check box; see instructions and attach debt service schedule):	
a <input type="checkbox"/> annual,	
b <input type="checkbox"/> semi-annual,	
c <input type="checkbox"/> quarterly,	
d <input type="checkbox"/> monthly, or	
e <input type="checkbox"/> other	
f If line 5e above is checked, please describe the payment frequency:	

<b>Part III Description of Obligations</b>	
1 Issue price	1
2 Stated redemption price at maturity	2
3 Final maturity date (enter date MM/DD/YYYY)	
4 Applicable credit rate	4
5 Maximum term	5
6 Permitted Sinking Fund Yield	6
7 Enter the interest rate on the bonds	7
8 If the issue is a variable rate issue, check box 8a <input type="checkbox"/> Enter the frequency rates are reset 8b <input type="checkbox"/>	

<b>Part IV Proceeds of Issue (Including underwriters' discount)</b>		Amount
1 Sale Proceeds	1	
2 Proceeds used for bond issuance cost (including underwriters' discount)	2	
3 Estimated investment proceeds	3	
4 Expected available project proceeds (Subtract line 2 from line 1 and add line 3) (see instructions)	4	
5 (For IRS Use Only)	5	
6 Other (describe)	6	
7 Total proceeds (Add lines 4 through 6)	7	

<b>Part V Description of Use of Proceeds for Qualified Purpose Expenditures</b>		Amount
1a Loans to qualified borrower(s)	1a	
b If a written loan commitment was obtained prior to issue date, check box <input type="checkbox"/>		
c Name of borrower		
d EIN of borrower (Attach list if more than one)		
2 Land	2	
3 Buildings and structures	3	
4 Furniture or equipment with recovery period of more than 5 years	4	
5 Furniture or equipment with recovery period of 5 years or less	5	
6 Grants	6	
7 Demonstration projects	7	
8 Public education campaigns	8	
9 Repairs or other rehabilitation expenditures	9	

Description of Use of Proceeds for Qualified Purpose Expenditures (Continued)

Table with 17 rows for qualified purpose expenditures. Rows 10-14 are for various expenditure types. Row 15 is for percentage of total proceeds. Row 16 is for reimbursement amount. Row 17 is for reimbursement date.

Part VI Allocation of National, State, Tribal, or Local Bond Limitation Amount (Enter source and amount of allocation and attach copy of certificate)

Table for Part VI with 2 rows. Row 1a is for volume cap allocation amount and year. Row 2 is for checkboxes for National, State, Tribal, and Local allocation.

Part VII Miscellaneous

- Arbitrage questions:
a If there is a reserve or sinking fund that is expected to repay the issue at maturity, check box
b If 1a is checked and the reserve or sinking fund is funded in equal periodic installments, check box
c If either the funding of the reserve or sinking fund is expected to result in an amount greater than the amount necessary to repay the issue; or, if the yield on such fund is greater than the permitted sinking fund yield from line 6, Part III, check box
d If the issuer established written procedures to monitor the requirements of section 148 with respect to these bonds, check box
2 If all federal, state, and local requirements governing conflicts of interest are satisfied with respect to this issue, check box
3 If the entitlements to credits with respect to this bond issue are expected to be stripped, check box
4 If the issuer established written procedures to ensure that all nonqualified bonds at the end of the applicable period are redeemed within 90 days, check box
5 Other:

Signature and Consent section with fields for issuer's authorized representative signature, date, and title. Includes a declaration of truthfulness. Below is the Paid Preparer Use Only section with fields for preparer's name, signature, date, firm's name, address, EIN, and phone number.

Part VIII Consent to Disclosure of Certain Information From This Return

- 1 Does the issuer give the IRS consent to publish, through a website or in a publication, its name and address, employer identification number, name and description of bond issue, date of issuance, CUSIP number, issue price, final maturity date, stated redemption price at maturity, applicable credit rate, and maximum term, to assist in the proper reporting of interest, tax credits, or other benefits under IRC section 6049 and regulations thereunder. Yes No

Under penalties of perjury, I declare that I am an officer of the above named issuer and that I am authorized to give consent on behalf of the above named issuer for the IRS to publish the items of information described in line 1 of Part VIII of this form to assist in the reporting obligations under IRC section 6049.

Sign Here section with fields for signature, date, and title.

Issuer's name:

Issuer's employer identification number (EIN):

<b>Schedule A</b>	<b>Tax Credit Bond Code</b>
<b>Schedule for New Clean Renewable Energy Bonds (New CREBs)</b> ▶ Under Internal Revenue Code sections 54A and 54C ▶ See separate instructions	<b>102</b>

<b>Part I Issuer Questions</b>		Yes	No
1 Is the issuer a public power provider? . . . . .	1	<input checked="" type="checkbox"/>	
2 Is the issuer a cooperative electric company? . . . . .	2	<input checked="" type="checkbox"/>	
3 Is the issuer a governmental body? . . . . .	3	<input checked="" type="checkbox"/>	
4 Is the issuer a clean renewable energy bond lender? . . . . .	4	<input checked="" type="checkbox"/>	
5 Is the issuer a not-for-profit electric utility which has received a loan/loan guarantee under the Rural Electrification Act? . . . . .	5	<input checked="" type="checkbox"/>	
6 Have proceeds been used to acquire existing facilities? See instructions . . . . .	6	<input checked="" type="checkbox"/>	
7 Have proceeds been used to refinance existing facilities? See instructions . . . . .	7	<input checked="" type="checkbox"/>	
8 Is the issue date of the issue on or before the date that is 3 years after the volume cap allocation date? See instructions. . . . .	8	<input checked="" type="checkbox"/>	
9 Has the issuer designated these bonds as new CREBs for purposes of section 54C? . . . . .	9	<input checked="" type="checkbox"/>	

<b>Part II</b>	<b>Amount</b>
1 (For IRS Use Only) . . . . .	1

**Part III List of Qualified Renewable Energy Facilities**

List the type of qualified renewable energy facilities (see instructions) to be financed by the bonds, the location, the owner of such facility, the owner's EIN, and the amount of available project proceeds to be used for that facility. (If more than one, attach statement)

Type of Facility:

Location of Facility:

Owner's Name:

Owner's EIN:

Amount of Available Project Proceeds \$:

<b>Schedule B</b>	<b>Tax Credit Bond Code</b>
<b>Schedule for Qualified Energy Conservation Bonds (QECBs)</b> ▶ Under Internal Revenue Code sections 54A and 54D ▶ See separate instructions	<b>103</b>

<b>Part I Issuer and Project Questions</b>		Yes	No
1 Has the issuer designated these bonds as QECBs for purposes of section 54D? . . . . .	1	<input checked="" type="checkbox"/>	
2 Has the allocation been reallocated from a large local government to a State? . . . . .	2	<input checked="" type="checkbox"/>	
3 Is the issuer a large local government? . . . . .	3	<input checked="" type="checkbox"/>	
4 Is the issuer an Indian tribal government? . . . . .	4	<input checked="" type="checkbox"/>	
5 Are all proceeds to be used within the jurisdiction of the issuer? . . . . .	5	<input checked="" type="checkbox"/>	
6 If the issuer issued the bonds based on a volume cap allocation received by another authorized entity that allocated volume cap to the issue, check "Yes." If not, check "No." Provide the name of such authorized entity. Attach statement if more than one entity's volume cap is used. See instructions. . . . .	6	<input checked="" type="checkbox"/>	

<b>Part II</b>	<b>Amount</b>
1 (For IRS Use Only) . . . . .	1

**Part III List of Conservation Purposes, Location of the Facilities, Amount of Proceeds Used for the Purpose, Private Activity User, and Private User's EIN**

1 List the type of qualified conservation purpose described under section 54D(f) financed with the proceeds of the bonds, the location of the facility financed with the proceeds of the bond, and the amount of available project proceeds to be used for the qualified conservation purpose. If the bonds are private activity bonds, provide the name and EIN of all private users. (If the issuer is issuing bonds for more than one purpose or facility, attach statement)

Type of qualified conservation purpose:

Location of facility financed with bond proceeds:

Amount of proceeds to be used for this purpose \$:

Are the bonds private activity bonds? . . . . . ▶  Yes  No

If "Yes," provide the name and EIN of each private user



Issuer's name:

Issuer's employer identification number (EIN):

**Schedule C**  
**Schedule for Qualified Zone Academy Bonds (QZABs)**  
 ▶ Under Internal Revenue Code sections 54A and 54E  
 ▶ See separate instructions

Tax Credit Bond Code
104

<b>Part I Academy and Issuer Information</b>		Yes	No
1	Was the school located in an empowerment zone at the time the bonds were issued?	1	
2	Was the school located in an enterprise community at the time the bonds were issued?	2	
3	Is it expected that at least 35% of students attending the school or program will be eligible for free or reduced-cost lunches under the school lunch program established by the National School Lunch Act?	3	
4	Was the comprehensive educational plan of the school or program approved by the eligible local education agency?	4	
5	Is a carryover of unused limitation being used for this issue? If "Yes," enter the year in which the limitation arose. See instructions ▶	5	
6	Are the bonds issued by a state or local government within the jurisdiction of which the academy is located?	6	
7	Does the issuer have written commitments from private business entities to make qualified private business contributions having a present value of not less than 10% of the proceeds of this issue?	7	
8	Was the bond issuance approved in writing by the eligible local education agency?	8	
9	Have these bonds been designated by the issuer as QZABs for purposes of section 54E?	9	
10	Enter the name of the eligible local education agency:	10	

<b>Part II Description of the Private Business Contribution</b> (Enter the value of the amount of contribution in each type)		Amount
1	Equipment	1
2	Technical assistance	2
3	Services of donor's employees as volunteers	3
4	Opportunities for students outside of the academy	4
5	Other:	5

<b>Part III Private Business Contributor Information</b> (Attach a statement if more than five donors)	
1a	Enter the name of the first donor: _____
b	Enter the EIN of the first donor: _____
2a	Enter the name of the second donor: _____
b	Enter the EIN of the second donor: _____
3a	Enter the name of the third donor: _____
b	Enter the EIN of the third donor: _____
4a	Enter the name of the fourth donor: _____
b	Enter the EIN of the fourth donor: _____
5a	Enter the name of the fifth donor: _____
b	Enter the EIN of the fifth donor: _____



Issuer's name:

Issuer's employer identification number (EIN):

**Schedule D** **Schedule for Qualified School Construction Bonds (QSCBs)**  
 ▶ Under Internal Revenue Code sections 54A and 54F  
 ▶ See separate instructions

Tax Credit Bond Code

**105**

<b>Part I Use of Proceeds</b>		<b>Yes</b>	<b>No</b>
<b>1</b>	Are the proceeds to be used for an Indian school? See instructions . . . . .	<input checked="" type="checkbox"/>	<input type="checkbox"/>
<b>2</b>	Are all proceeds to be used within the jurisdiction of the issuer? . . . . .	<input type="checkbox"/>	<input type="checkbox"/>
<b>3</b>	Have these bonds been designated as QSCBs by the issuer for purposes of section 54F? . . . . .	<input type="checkbox"/>	<input type="checkbox"/>
<b>4</b>	Are the proceeds of the issue to be spent on costs of acquisition of furniture or equipment? If the answer is "No," skip line 5 . . . . .	<input checked="" type="checkbox"/>	<input type="checkbox"/>
<b>5</b>	Is such furniture or equipment to be used in portions of the public school facility being constructed, rehabilitated, or repaired with the proceeds of the issue? . . . . .	<input checked="" type="checkbox"/>	<input type="checkbox"/>
<b>6</b>	Are the proceeds of the issue to be spent on the costs of land acquisition? If the answer is "No," skip line 7 . . . . .	<input checked="" type="checkbox"/>	<input type="checkbox"/>
<b>7</b>	Are proceeds of the issue also to be spent on the costs of construction of a public school facility on such land? . . . . .	<input checked="" type="checkbox"/>	<input type="checkbox"/>

<b>Part II</b>		<b>Amount</b>
<b>1</b>	(For IRS Use Only) . . . . .	<b>1</b>

**Part III Issuer Information** (Does not apply to issuers that are Indian tribal governments)

**1** If the issuer of the bonds is not the local educational agency in the jurisdiction of which the public school facility is located, please provide the name of such local educational agency. Attach statement if more than one. See instructions.

**2** If the issuer issued the bonds based on a volume cap allocation received by another authorized entity (that allocated volume cap to the issue), provide the name of such authorized entity. Attach statement if more than one entity's volume cap is used. See instructions.

This page is intentionally blank.

This page is intentionally blank.

MERGE EIN

FDIC CODE

PRIOR YEAR EIN

1120

U.S. Corporation Income Tax Return

OMB No. 1545-0123

Form Department of the Treasury Internal Revenue Service

For calendar year 2022 or tax year beginning , 2022, ending , 2022

2022

Go to www.irs.gov/Form1120 for instructions and the latest information.

A Check if: 1a Consolidated return, b Life/nonlife consolidated return, 2 Personal holding co., 3 Personal service corp., 4 Schedule M-3 attached. E Check (1) Initial return, (2) Final return, (3) Name change, (4) Address change. B Employer identification number, C Date incorporated, D Total assets.

Income section table with rows 1a-11. Includes Accounting Period Indicator, Gross receipts or sales, Returns and allowances, Balance, Cost of goods sold, Gross profit, Dividends and inclusions, Interest, Gross rents, Gross royalties, Capital gain net income, Net gain or (loss) from Form 4797, Other income, Total income.

Deductions section table with rows 12-29c. Includes Compensation of officers, Salaries and wages, Repairs and maintenance, Bad debts, Rents, Taxes and licenses, Interest, Charitable contributions, Depreciation, Depletion, Advertising, Pension, profit-sharing, etc., Employee benefit programs, Reserved for future use, Other deductions, Total deductions, Taxable income before net operating loss deduction, Net operating loss deduction, Special deductions.

Tax, Refundable Credits, and Payments section table with rows 30-37. Includes Taxable income, Total tax, Reserved for future use, Total payments and credits, Estimated tax penalty, Amount owed, Overpayment, Enter amount from line 36 you want.

Sign Here section. Declaration: Under penalties of perjury, I declare that I have examined this return, including accompanying schedules and statements, and to the best of my knowledge and belief, it is true, correct, and complete. Signature of officer, Date, Title.

Paid Preparer Use Only section. Print/Type preparer's name, Preparer's signature, Date, Check if self-employed, PTIN, Firm's name, Firm's EIN, Firm's address, Phone no.

<b>Schedule C Dividends, Inclusions, and Special Deductions</b> (see instructions)		(a) Dividends and inclusions	(b) %	(c) Special deductions (a) × (b)
1	Dividends from less-than-20%-owned domestic corporations (other than debt-financed stock)	■	50	
2	Dividends from 20%-or-more-owned domestic corporations (other than debt-financed stock)	■	65	
3	Dividends on certain debt-financed stock of domestic and foreign corporations	■	See instructions	■
4	Dividends on certain preferred stock of less-than-20%-owned public utilities	■	23.3	
5	Dividends on certain preferred stock of 20%-or-more-owned public utilities	■	26.7	
6	Dividends from less-than-20%-owned foreign corporations and certain FSCs	■	50	
7	Dividends from 20%-or-more-owned foreign corporations and certain FSCs	■	65	
8	Dividends from wholly owned foreign subsidiaries	■	100	
9	<b>Subtotal.</b> Add lines 1 through 8. See instructions for limitations		See instructions	■
10	Dividends from domestic corporations received by a small business investment company operating under the Small Business Investment Act of 1958	■	100	■
11	Dividends from affiliated group members	■	100	■
12	Dividends from certain FSCs	■	100	■
13	Foreign-source portion of dividends received from a specified 10%-owned foreign corporation (excluding hybrid dividends) (see instructions)	■	100	■
14	Dividends from foreign corporations not included on line 3, 6, 7, 8, 11, 12, or 13 (including any hybrid dividends)	■		
15	Reserved for future use			
16a	Subpart F inclusions derived from the sale by a controlled foreign corporation (CFC) of the stock of a lower-tier foreign corporation treated as a dividend (attach Form(s) 5471) (see instructions)	■	100	■
b	Subpart F inclusions derived from hybrid dividends of tiered corporations (attach Form(s) 5471) (see instructions)	■		
c	Other inclusions from CFCs under subpart F not included on line 16a, 16b, or 17 (attach Form(s) 5471) (see instructions)	■		
17	Global Intangible Low-Taxed Income (GILTI) (attach Form(s) 5471 and Form 8992)	■		
18	Gross-up for foreign taxes deemed paid	■		
19	IC-DISC and former DISC dividends not included on line 1, 2, or 3	■		
20	Other dividends	■		
21	Deduction for dividends paid on certain preferred stock of public utilities			■
22	Section 250 deduction (attach Form 8993)			■
23	<b>Total dividends and inclusions.</b> Add column (a), lines 9 through 20. Enter here and on page 1, line 4	■		<b>SPECIAL DEDUCTION ADJUSTMENT</b>
24	<b>Total special deductions.</b> Add column (c), lines 9 through 22. Enter here and on page 1, line 29b			■

■ DIVIDEND ADJUSTMENT

■ DIVIDEND AFFILIATED ADJ.

Schedule J Tax Computation and Payment (see instructions)

Part I—Tax Computation

Table with 11 main rows and sub-rows (5a-5e, 9a-9g) for tax computation. Includes categories like Income Tax Adjustment, Foreign Tax Credit, and Total Credits.

Part II—Reserved For Future Use

Table with 1 row (line 12) reserved for future use.

Part III—Payments and Refundable Credits

Table with 13 main rows and sub-rows (20a-20d) for payments and refundable credits. Includes categories like 2021 overpayment, 2022 estimated tax payments, and Refundable Credits.

**Schedule K Other Information** (see instructions)

<b>1</b>	Check accounting method: <input checked="" type="checkbox"/> Cash <b>b</b> <input type="checkbox"/> Accrual <b>c</b> <input type="checkbox"/> Other (specify) _____	<b>Yes</b>	<b>No</b>
<b>2</b>	See the instructions and enter the:		
<b>a</b>	Business activity code no. _____ <b>SOI INDUSTRY CODE</b>		
<b>b</b>	Business activity _____		
<b>c</b>	Product or service _____		
<b>3</b>	Is the corporation a subsidiary in an affiliated group or a parent–subsidiary controlled group? . . . . . If “Yes,” enter name and EIN of the parent corporation _____ <b>PARENT EIN</b> _____ <b>PARENT NAME</b>		
<b>4</b>	At the end of the tax year:		
<b>a</b>	Did any foreign or domestic corporation, partnership (including any entity treated as a partnership), trust, or tax-exempt organization own directly 20% or more, or own, directly or indirectly, 50% or more of the total voting power of all classes of the corporation’s stock entitled to vote? If “Yes,” complete Part I of Schedule G (Form 1120) (attach Schedule G) . . . . .		
<b>b</b>	Did any individual or estate own directly 20% or more, or own, directly or indirectly, 50% or more of the total voting power of all classes of the corporation’s stock entitled to vote? If “Yes,” complete Part II of Schedule G (Form 1120) (attach Schedule G) . . . . .		
<b>5</b>	At the end of the tax year, did the corporation:		
<b>a</b>	Own directly 20% or more, or own, directly or indirectly, 50% or more of the total voting power of all classes of stock entitled to vote of any foreign or domestic corporation not included on <b>Form 851</b> , Affiliations Schedule? For rules of constructive ownership, see instructions. If “Yes,” complete (i) through (iv) below.		

(i) Name of Corporation	(ii) Employer Identification Number (if any)	(iii) Country of Incorporation	(iv) Percentage Owned in Voting Stock
_____	_____	_____	_____

<b>b</b> Own directly an interest of 20% or more, or own, directly or indirectly, an interest of 50% or more in any foreign or domestic partnership (including an entity treated as a partnership) or in the beneficial interest of a trust? For rules of constructive ownership, see instructions. If “Yes,” complete (i) through (iv) below.			
--	--	--	--

(i) Name of Entity	(ii) Employer Identification Number (if any)	(iii) Country of Organization	(iv) Maximum Percentage Owned in Profit, Loss, or Capital
_____	_____	_____	_____

<b>6</b>	During this tax year, did the corporation pay dividends (other than stock dividends and distributions in exchange for stock) in excess of the corporation’s current and accumulated earnings and profits? See sections 301 and 316 . . . . . If “Yes,” file <b>Form 5452</b> , Corporate Report of Nondividend Distributions. See the instructions for Form 5452. If this is a consolidated return, answer here for the parent corporation and on Form 851 for each subsidiary.		
<b>7</b>	At any time during the tax year, did one foreign person own, directly or indirectly, at least 25% of the total voting power of all classes of the corporation’s stock entitled to vote or at least 25% of the total value of all classes of the corporation’s stock? . . . . . For rules of attribution, see section 318. If “Yes,” enter: <b>(a)</b> Percentage owned _____ and <b>(b)</b> Owner’s country _____ <b>(c)</b> The corporation may have to file <b>Form 5472</b> , Information Return of a 25% Foreign-Owned U.S. Corporation or a Foreign Corporation Engaged in a U.S. Trade or Business. Enter the number of Forms 5472 attached _____		
<b>8</b>	Check this box if the corporation issued publicly offered debt instruments with original issue discount . . . . . <input type="checkbox"/> If checked, the corporation may have to file <b>Form 8281</b> , Information Return for Publicly Offered Original Issue Discount Instruments.		
<b>9</b>	Enter the amount of tax-exempt interest received or accrued during the tax year \$ _____		
<b>10</b>	Enter the number of shareholders at the end of the tax year (if 100 or fewer) _____		
<b>11</b>	If the corporation has an NOL for the tax year and is electing to forego the carryback period, check here (see instructions) <input checked="" type="checkbox"/> If the corporation is filing a consolidated return, the statement required by Regulations section 1.1502-21(b)(3) must be attached or the election will not be valid.		
<b>12</b>	Enter the available NOL carryover from prior tax years (do not reduce it by any deduction reported on page 1, line 29a.) . . . . . \$ _____		

**Schedule K** Other Information (continued from page 4)

		Yes	No
<b>13</b>	Are the corporation's total receipts (page 1, line 1a, plus lines 4 through 10) for the tax year <b>and</b> its total assets at the end of the tax year less than \$250,000? . . . . .	<input checked="" type="checkbox"/>	<input type="checkbox"/>
	If "Yes," the corporation is not required to complete Schedules L, M-1, and M-2. Instead, enter the total amount of cash distributions and the book value of property distributions (other than cash) made during the tax year \$ _____ <input checked="" type="checkbox"/>	<input type="checkbox"/>	<input type="checkbox"/>
<b>14</b>	Is the corporation required to file Schedule UTP (Form 1120), Uncertain Tax Position Statement? See instructions . . . . .	<input checked="" type="checkbox"/>	<input type="checkbox"/>
	If "Yes," complete and attach Schedule UTP.	<input type="checkbox"/>	<input type="checkbox"/>
<b>15a</b>	Did the corporation make any payments in 2022 that would require it to file Form(s) 1099? . . . . .	<input checked="" type="checkbox"/>	<input type="checkbox"/>
<b>b</b>	If "Yes," did or will the corporation file required Form(s) 1099? . . . . .	<input checked="" type="checkbox"/>	<input type="checkbox"/>
<b>16</b>	During this tax year, did the corporation have an 80%-or-more change in ownership, including a change due to redemption of its own stock? . . . . .	<input checked="" type="checkbox"/>	<input type="checkbox"/>
<b>17</b>	During or subsequent to this tax year, but before the filing of this return, did the corporation dispose of more than 65% (by value) of its assets in a taxable, non-taxable, or tax deferred transaction? . . . . .	<input checked="" type="checkbox"/>	<input type="checkbox"/>
<b>18</b>	Did the corporation receive assets in a section 351 transfer in which any of the transferred assets had a fair market basis or fair market value of more than \$1 million? . . . . .	<input checked="" type="checkbox"/>	<input type="checkbox"/>
<b>19</b>	During the corporation's tax year, did the corporation make any payments that would require it to file Forms 1042 and 1042-S under chapter 3 (sections 1441 through 1464) or chapter 4 (sections 1471 through 1474) of the Code? . . . . .	<input checked="" type="checkbox"/>	<input type="checkbox"/>
<b>20</b>	Is the corporation operating on a cooperative basis? . . . . .	<input checked="" type="checkbox"/>	<input type="checkbox"/>
<b>21</b>	During the tax year, did the corporation pay or accrue any interest or royalty for which the deduction is not allowed under section 267A? See instructions . . . . .	<input checked="" type="checkbox"/>	<input type="checkbox"/>
	If "Yes," enter the total amount of the disallowed deductions \$ _____ <input checked="" type="checkbox"/>	<input type="checkbox"/>	<input type="checkbox"/>
<b>22</b>	Does the corporation have gross receipts of at least \$500 million in any of the 3 preceding tax years? (See sections 59A(e)(2) and (3)) . . . . .	<input checked="" type="checkbox"/>	<input type="checkbox"/>
	If "Yes," complete and attach Form 8991.	<input type="checkbox"/>	<input type="checkbox"/>
<b>23</b>	Did the corporation have an election under section 163(j) for any real property trade or business or any farming business in effect during the tax year? See instructions . . . . .	<input checked="" type="checkbox"/>	<input type="checkbox"/>
<b>24</b>	Does the corporation satisfy one or more of the following? See instructions . . . . .	<input checked="" type="checkbox"/>	<input type="checkbox"/>
<b>a</b>	The corporation owns a pass-through entity with current, or prior year carryover, excess business interest expense.	<input type="checkbox"/>	<input type="checkbox"/>
<b>b</b>	The corporation's aggregate average annual gross receipts (determined under section 448(c)) for the 3 tax years preceding the current tax year are more than \$27 million and the corporation has business interest expense.	<input type="checkbox"/>	<input type="checkbox"/>
<b>c</b>	The corporation is a tax shelter and the corporation has business interest expense.	<input type="checkbox"/>	<input type="checkbox"/>
	If "Yes," complete and attach Form 8990.	<input type="checkbox"/>	<input type="checkbox"/>
<b>25</b>	Is the corporation attaching Form 8996 to certify as a Qualified Opportunity Fund? . . . . .	<input checked="" type="checkbox"/>	<input type="checkbox"/>
	If "Yes," enter amount from Form 8996, line 15 . . . . . \$ _____ <input checked="" type="checkbox"/>	<input type="checkbox"/>	<input type="checkbox"/>
<b>26</b>	Since December 22, 2017, did a foreign corporation directly or indirectly acquire substantially all of the properties held directly or indirectly by the corporation, and was the ownership percentage (by vote or value) for purposes of section 7874 greater than 50% (for example, the shareholders held more than 50% of the stock of the foreign corporation)? If "Yes," list the ownership percentage by vote and by value. See instructions . . . . .	<input checked="" type="checkbox"/>	<input type="checkbox"/>
	Percentage: By Vote <input checked="" type="checkbox"/> By Value <input checked="" type="checkbox"/>	<input type="checkbox"/>	<input type="checkbox"/>



Schedule L Balance Sheets per Books		Beginning of tax year		End of tax year	
		(a)	(b)	(c)	(d)
<b>Assets</b>					
1	Cash . . . . .				
2a	Trade notes and accounts receivable . . . . .				
b	Less allowance for bad debts . . . . .	( )		( )	
3	Inventories . FOR SOI INDUSTRY CODE 523110-523900				
4	U.S. government obligations . . . . .				
5	Tax-exempt securities (see instructions) . . . . .				
6	Other current assets (attach statement) . . . . .				
7	Loans to shareholders . . . . .				
8	Mortgage and real estate loans . . . . .				
9	Other investments (attach statement) . . . . .				
10a	Buildings and other depreciable assets . . . . .				
b	Less accumulated depreciation . . . . .	( )		( )	
11a	Depletable assets . . . . .				
b	Less accumulated depletion . . . . .	( )		( )	
12	Land (net of any amortization) . . . . .				
13a	Intangible assets (amortizable only) . . . . .				
b	Less accumulated amortization . . . . .	( )		( )	
14	Other assets (attach statement) . . . . .				
15	Total assets . . . . .				
<b>Liabilities and Shareholders' Equity</b>					
16	Accounts payable . . . . .				
17	Mortgages, notes, bonds payable in less than 1 year . . . . .				
18	Other current liabilities (attach statement) . . . . .				
19	Loans from shareholders . . . . .				
20	Mortgages, notes, bonds payable in 1 year or more . . . . .				
21	Other liabilities (attach statement) . . . . .				
22	Capital stock: a Preferred stock . . . . .				
	b Common stock . . . . .				
23	Additional paid-in capital . . . . .				
24	Retained earnings—Appropriated (attach statement) . . . . .				
25	Retained earnings—Unappropriated . . . . .				
26	Adjustments to shareholders' equity (attach statement) . . . . .				
27	Less cost of treasury stock . . . . .	( )		( )	
28	Total liabilities and shareholders' equity . . . . .				

**Schedule M-1 Reconciliation of Income (Loss) per Books With Income per Return**

Note: The corporation may be required to file Schedule M-3. See instructions.

1	Net income (loss) per books . . . . .		7	Income recorded on books this year not included on this return (itemize):	
2	Federal income tax per books . . . . .			Tax-exempt interest \$ . . . . .	
3	Excess of capital losses over capital gains . . . . .				
4	Income subject to tax not recorded on books this year (itemize):				
5	Expenses recorded on books this year not deducted on this return (itemize):		8	Deductions on this return not charged against book income this year (itemize):	
a	Depreciation . . . . . \$ . . . . .		a	Depreciation . . . . . \$ . . . . .	
b	Charitable contributions . . . . . \$ . . . . .		b	Charitable contributions \$ . . . . .	
c	Travel and entertainment . . . . . \$ . . . . .			<b>STOCK OPTIONS</b>	
6	Add lines 1 through 5 . . . . .			<b>RESTRICTED STOCK</b>	
			9	Add lines 7 and 8 . . . . .	
			10	Income (page 1, line 28)—line 6 less line 9	

**Schedule M-2 Analysis of Unappropriated Retained Earnings per Books (Schedule L, Line 25)**

1	Balance at beginning of year . . . . .		5	Distributions: a Cash . . . . .	
2	Net income (loss) per books . . . . .			<b>PARENT CASH</b> b Stock . . . . .	
3	Other increases (itemize):			<b>DISTRIBUTION</b> c Property . . . . .	
			6	Other decreases (itemize):	
			7	Add lines 5 and 6 . . . . .	
4	Add lines 1, 2, and 3 . . . . .		8	Balance at end of year (line 4 less line 7)	

**SCHEDULE D  
(Form 1120)**

Department of the Treasury  
Internal Revenue Service

**Capital Gains and Losses**

Attach to Form 1120, 1120-C, 1120-F, 1120-FSC, 1120-H, 1120-IC-DISC, 1120-L, 1120-ND, 1120-PC, 1120-POL, 1120-REIT, 1120-RIC, 1120-SF, or certain Forms 990-T.

Go to [www.irs.gov/Form1120](http://www.irs.gov/Form1120) for instructions and the latest information.

OMB No. 1545-0123

**2022**

Name \_\_\_\_\_ Employer identification number \_\_\_\_\_

Did the corporation dispose of any investment(s) in a qualified opportunity fund during the tax year?  No  Yes  No  
If "Yes," attach Form 8949 and see its instructions for additional requirements for reporting your gain or loss.

**Part I Short-Term Capital Gains and Losses—Assets Held One Year or Less**

See instructions for how to figure the amounts to enter on the lines below. This form may be easier to complete if you round off cents to whole dollars.	(d) Proceeds (sales price)	(e) Cost (or other basis)	(g) Adjustments to gain or loss from Form(s) 8949, Part I, line 2, column (g)	(h) Gain or (loss) Subtract column (e) from column (d) and combine the result with column (g)
<b>1a</b> Totals for all short-term transactions reported on Form 1099-B for which basis was reported to the IRS and for which you have no adjustments (see instructions). However, if you choose to report all these transactions on Form 8949, leave this line blank and go to line 1b . . . . .				
<b>1b</b> Totals for all transactions reported on Form(s) 8949 with <b>Box A</b> checked . . . . .				
<b>2</b> Totals for all transactions reported on Form(s) 8949 with <b>Box B</b> checked . . . . .				
<b>3</b> Totals for all transactions reported on Form(s) 8949 with <b>Box C</b> checked . . . . .				
<b>4</b> Short-term capital gain from installment sales from Form 6252, line 26 or 37 . . . . .				<b>4</b>
<b>5</b> Short-term capital gain or (loss) from like-kind exchanges from Form 8824 . . . . .				<b>5</b>
<b>6</b> Unused capital loss carryover (attach computation) . . . . .				<b>6</b> ( )
<b>7</b> Net short-term capital gain or (loss). Combine lines 1a through 6 in column h . . . . .				<b>7</b>

**Part II Long-Term Capital Gains and Losses—Assets Held More Than One Year**

See instructions for how to figure the amounts to enter on the lines below. This form may be easier to complete if you round off cents to whole dollars.	(d) Proceeds (sales price)	(e) Cost (or other basis)	(g) Adjustments to gain or loss from Form(s) 8949, Part II, line 2, column (g)	(h) Gain or (loss) Subtract column (e) from column (d) and combine the result with column (g)
<b>8a</b> Totals for all long-term transactions reported on Form 1099-B for which basis was reported to the IRS and for which you have no adjustments (see instructions). However, if you choose to report all these transactions on Form 8949, leave this line blank and go to line 8b . . . . .				
<b>8b</b> Totals for all transactions reported on Form(s) 8949 with <b>Box D</b> checked . . . . .				
<b>9</b> Totals for all transactions reported on Form(s) 8949 with <b>Box E</b> checked . . . . .				
<b>10</b> Totals for all transactions reported on Form(s) 8949 with <b>Box F</b> checked . . . . .				
<b>11</b> Enter gain from Form 4797, line 7 or 9 . . . . .				<b>11</b>
<b>12</b> Long-term capital gain from installment sales from Form 6252, line 26 or 37 . . . . .				<b>12</b>
<b>13</b> Long-term capital gain or (loss) from like-kind exchanges from Form 8824 . . . . .				<b>13</b>
<b>14</b> Capital gain distributions (see instructions) . . . . .				<b>14</b>
<b>15</b> Net long-term capital gain or (loss). Combine lines 8a through 14 in column h . . . . .				<b>15</b>

**Part III Summary of Parts I and II**

<b>16</b> Enter excess of net short-term capital gain (line 7) over net long-term capital loss (line 15) . . . . .				<b>16</b>
<b>17</b> Net capital gain. Enter excess of net long-term capital gain (line 15) over net short-term capital loss (line 7) . . . . .				<b>17</b>
<b>18</b> Add lines 16 and 17. Enter here and on Form 1120, page 1, line 8, or the applicable line on other returns . . . . .				<b>18</b>

**Note:** If losses exceed gains, see *Capital Losses* in the instructions. **D-CAP-GN-ADJ**

For Paperwork Reduction Act Notice, see the Instructions for Form 1120.

Cat. No. 11460M

Schedule D (Form 1120) 2022

**Information on Certain Persons Owning the  
Corporation's Voting Stock**

▶ **Attach to Form 1120.**  
▶ **See instructions on page 2.**

Name	Employer identification number (EIN)
------	--------------------------------------

**Part I** **Certain Entities Owning the Corporation's Voting Stock.** (Form 1120, Schedule K, Question 4a). Complete columns (i) through (v) below for any foreign or domestic corporation, partnership (including any entity treated as a partnership), trust, or tax-exempt organization that owns directly 20% or more, or owns, directly or indirectly, 50% or more of the total voting power of all classes of the corporation's stock entitled to vote (see instructions).

(i) Name of Entity	(ii) Employer Identification Number (if any)	(iii) Type of Entity	(iv) Country of Organization	(v) Percentage Owned in Voting Stock
■	■	■	■	■

**Part II** **Certain Individuals and Estates Owning the Corporation's Voting Stock.** (Form 1120, Schedule K, Question 4b). Complete columns (i) through (iv) below for any individual or estate that owns directly 20% or more, or owns, directly or indirectly, 50% or more of the total voting power of all classes of the corporation's stock entitled to vote (see instructions).

(i) Name of Individual or Estate	(ii) Identifying Number (if any)	(iii) Country of Citizenship (see instructions)	(iv) Percentage Owned in Voting Stock
■	■	■	■

**Net Income (Loss) Reconciliation for Corporations**  
**With Total Assets of \$10 Million or More**

OMB No. 1545-0123

▶ Attach to Form 1120 or 1120-C.

▶ Go to [www.irs.gov/Form1120](http://www.irs.gov/Form1120) for instructions and the latest information.

Name of corporation (common parent, if consolidated return)

Employer identification number

- Check applicable box(es): (1)  Non-consolidated return (2)  Consolidated return (Form 1120 only)  
 **SCH M3 RETURN CODE**  
 (3)  Mixed 1120/L/PC group (4)  Dormant subsidiaries schedule attached

**Part I Financial Information and Net Income (Loss) Reconciliation** (see instructions)

- 1a** Did the corporation file SEC Form 10-K for its income statement period ending with or within this tax year?  
 **Yes.** Skip lines 1b and 1c and complete lines 2a through 11 with respect to that SEC Form 10-K.  
 **No.** Go to line 1b. See instructions if multiple non-tax-basis income statements are prepared.
- b** Did the corporation prepare a certified audited non-tax-basis income statement for that period?  
 **Yes.** Skip line 1c and complete lines 2a through 11 with respect to that income statement.  
 **No.** Go to line 1c.
- c** Did the corporation prepare a non-tax-basis income statement for that period?  
 **Yes.** Complete lines 2a through 11 with respect to that income statement.  
 **No.** Skip lines 2a through 3c and enter the corporation's net income (loss) per its books and records on line 4a.
- 2a** Enter the income statement period: Beginning MM/DD/YYYY Ending MM/DD/YYYY
- b** Has the corporation's income statement been restated for the income statement period on line 2a?  
 **Yes.** (If "Yes," attach an explanation and the amount of each item restated.)  
 **No.**
- c** Has the corporation's income statement been restated for any of the five income statement periods immediately preceding the period on line 2a?  
 **Yes.** (If "Yes," attach an explanation and the amount of each item restated.)  
 **No.**
- 3a** Is any of the corporation's voting common stock publicly traded?  
 **Yes.**  
 **No.** If "No," go to line 4a.
- b** Enter the symbol of the corporation's primary U.S. publicly traded voting common stock
- c** Enter the nine-digit CUSIP number of the corporation's primary publicly traded voting common stock

<b>4a</b> Worldwide consolidated net income (loss) from income statement source identified in Part I, line 1	<b>4a</b>	
<b>b</b> Indicate accounting standard used for line 4a (see instructions): (1) <input type="checkbox"/> GAAP (2) <input type="checkbox"/> IFRS (3) <input type="checkbox"/> Statutory (4) <input type="checkbox"/> Tax-basis (5) <input type="checkbox"/> Other (specify) <input type="checkbox"/>		
<b>5a</b> Net income from nonincludible foreign entities (attach statement)	<b>5a</b>	( )
<b>b</b> Net loss from nonincludible foreign entities (attach statement and enter as a positive amount)	<b>5b</b>	
<b>6a</b> Net income from nonincludible U.S. entities (attach statement)	<b>6a</b>	( )
<b>b</b> Net loss from nonincludible U.S. entities (attach statement and enter as a positive amount)	<b>6b</b>	
<b>7a</b> Net income (loss) of other includible foreign disregarded entities (attach statement)	<b>7a</b>	
<b>b</b> Net income (loss) of other includible U.S. disregarded entities (attach statement)	<b>7b</b>	
<b>c</b> Net income (loss) of other includible entities (attach statement)	<b>7c</b>	
<b>8</b> Adjustment to eliminations of transactions between includible entities and nonincludible entities (attach statement)	<b>8</b>	
<b>9</b> Adjustment to reconcile income statement period to tax year (attach statement)	<b>9</b>	
<b>10a</b> Intercompany dividend adjustments to reconcile to line 11 (attach statement)	<b>10a</b>	
<b>b</b> Other statutory accounting adjustments to reconcile to line 11 (attach statement)	<b>10b</b>	
<b>c</b> Other adjustments to reconcile to amount on line 11 (attach statement)	<b>10c</b>	
<b>11 Net income (loss) per income statement of includible corporations.</b> Combine lines 4 through 10. <b>Note:</b> Part I, line 11, must equal Part II, line 30, column (a), or Schedule M-1, line 1 (see instructions).	<b>11</b>	

**12** Enter the total amount (not just the corporation's share) of the assets and liabilities of all entities included or removed on the following lines.

	Total Assets	Total Liabilities
<b>a</b> Included on Part I, line 4		
<b>b</b> Removed on Part I, line 5		
<b>c</b> Removed on Part I, line 6		
<b>d</b> Included on Part I, line 7		

Name of corporation (common parent, if consolidated return)	Employer identification number
Check applicable box(es): (1) <input type="checkbox"/> Consolidated group (2) <input type="checkbox"/> Parent corp (3) <input type="checkbox"/> Consolidated eliminations (4) <input type="checkbox"/> Subsidiary corp (5) <input type="checkbox"/> Mixed 1120/L/PC group	
Check if a sub-consolidated: (6) <input type="checkbox"/> 1120 group (7) <input type="checkbox"/> 1120 eliminations	
Name of subsidiary (if consolidated return)	Employer identification number

**Part II Reconciliation of Net Income (Loss) per Income Statement of Includible Corporations With Taxable Income per Return** (see instructions)

Income (Loss) Items (Attach statements for lines 1 through 12)	(a) Income (Loss) per Income Statement	(b) Temporary Difference	(c) Permanent Difference	(d) Income (Loss) per Tax Return
1 Income (loss) from equity method foreign corporations				
2 Gross foreign dividends not previously taxed . . .				
3 Subpart F, QEF, and similar income inclusions . . .				
4 Gross-up for foreign taxes deemed paid . . . . .				
5 Gross foreign distributions previously taxed . . . . .				
6 Income (loss) from equity method U.S. corporations				
7 U.S. dividends not eliminated in tax consolidation . .				
8 Minority interest for includible corporations . . . . .				
9 Income (loss) from U.S. partnerships . . . . .				
10 Income (loss) from foreign partnerships . . . . .				
11 Income (loss) from other pass-through entities . . . .				
12 Items relating to reportable transactions . . . . .				
13 Interest income (see instructions) . . . . .				
14 Total accrual to cash adjustment . . . . .				
15 Hedging transactions . . . . .				
16 Mark-to-market income (loss) . . . . .				
17 Cost of goods sold (see instructions) . . . . .	( )			( )
18 Sale versus lease (for sellers and/or lessors) . . . .				
19 Section 481(a) adjustments . . . . .				
20 Unearned/deferred revenue . . . . .				
21 Income recognition from long-term contracts . . . .				
22 Original issue discount and other imputed interest . .				
23a Income statement gain/loss on sale, exchange, abandonment, worthlessness, or other disposition of assets other than inventory and pass-through entities				
b Gross capital gains from Schedule D, excluding amounts from pass-through entities . . . . .				
c Gross capital losses from Schedule D, excluding amounts from pass-through entities, abandonment losses, and worthless stock losses . . . . .				
d Net gain/loss reported on Form 4797, line 17, excluding amounts from pass-through entities, abandonment losses, and worthless stock losses . .				
e Abandonment losses . . . . .				
f Worthless stock losses (attach statement) . . . . .				
g Other gain/loss on disposition of assets other than inventory				
24 Capital loss limitation and carryforward used . . . .				
25 Other income (loss) items with differences (attach statement)				
26 <b>Total income (loss) items.</b> Combine lines 1 through 25				
27 <b>Total expense/deduction items</b> (from Part III, line 39)				
28 Other items with no differences . . . . .				
29a Mixed groups, see instructions. All others, combine lines 26 through 28 . . . . .				
b PC insurance subgroup reconciliation totals . . . . .				
c Life insurance subgroup reconciliation totals . . . . .				
30 <b>Reconciliation totals.</b> Combine lines 29a through 29c				

**Note:** Line 30, column (a), must equal Part I, line 11, and column (d) must equal Form 1120, page 1, line 28.

M-3 BOOK ADJUSTMENT     M-3 TEMPORARY ADJUSTMENT     M-3 PERMANENT ADJUSTMENT     M-3 RETURN ADJUSTMENT

Name of corporation (common parent, if consolidated return)	Employer identification number
Check applicable box(es): (1) <input type="checkbox"/> Consolidated group (2) <input type="checkbox"/> Parent corp (3) <input type="checkbox"/> Consolidated eliminations (4) <input type="checkbox"/> Subsidiary corp (5) <input type="checkbox"/> Mixed 1120/L/PC group	
Check if a sub-consolidated: (6) <input type="checkbox"/> 1120 group (7) <input type="checkbox"/> 1120 eliminations	
Name of subsidiary (if consolidated return)	Employer identification number

**Part III Reconciliation of Net Income (Loss) per Income Statement of Includible Corporations With Taxable Income per Return—Expense/Deduction Items** (see instructions)

Expense/Deduction Items	(a) Expense per Income Statement	(b) Temporary Difference	(c) Permanent Difference	(d) Deduction per Tax Return
1 U.S. current income tax expense . . . . .				
2 U.S. deferred income tax expense . . . . .				
3 State and local current income tax expense . . . . .				
4 State and local deferred income tax expense . . . . .				
5 Foreign current income tax expense (other than foreign withholding taxes) . . . . .				
6 Foreign deferred income tax expense . . . . .				
7 Foreign withholding taxes . . . . .				
8 Interest expense (see instructions) . . . . .				
9 Stock option expense . . . . .				
10 Other equity-based compensation . . . . .				
11 Meals and entertainment . . . . .				
12 Fines and penalties . . . . .				
13 Judgments, damages, awards, and similar costs . . . . .				
14 Parachute payments . . . . .				
15 Compensation with section 162(m) limitation . . . . .				
16 Pension and profit-sharing . . . . .				
17 Other post-retirement benefits . . . . .				
18 Deferred compensation . . . . .				
19 Charitable contribution of cash and tangible property . . . . .				
20 Charitable contribution of intangible property . . . . .				
21 Charitable contribution limitation/carryforward . . . . .				
22 Domestic production activities deduction (see instructions) . . . . .				
23 Current year acquisition or reorganization investment banking fees . . . . .				
24 Current year acquisition or reorganization legal and accounting fees . . . . .				
25 Current year acquisition/reorganization other costs . . . . .				
26 Amortization/impairment of goodwill . . . . .				
27 Amortization of acquisition, reorganization, and start-up costs . . . . .				
28 Other amortization or impairment write-offs . . . . .				
29 Reserved . . . . .				
30 Depletion . . . . .				
31 Depreciation . . . . .				
32 Bad debt expense . . . . .				
33 Corporate owned life insurance premiums . . . . .				
34 Purchase versus lease (for purchasers and/or lessees) . . . . .				
35 Research and development costs . . . . .				
36 Section 118 exclusion (attach statement) . . . . .				
37 Section 162(r)—FDIC premiums paid by certain large financial institutions (see instructions) . . . . .				
38 Other expense/deduction items with differences (attach statement) . . . . .				
39 <b>Total expense/deduction items.</b> Combine lines 1 through 38. Enter here and on Part II, line 27, reporting positive amounts as negative and negative amounts as positive . . . . .				

**SCHEDULE N  
(Form 1120)**

Department of the Treasury  
Internal Revenue Service

**Foreign Operations of U.S. Corporations**

Attach to Form 1120, 1120-C, 1120-IC-DISC, 1120-L, 1120-PC, 1120-REIT, 1120-RIC, or 1120-S.  
Go to [www.irs.gov/Form1120](http://www.irs.gov/Form1120) for the latest information.

OMB No. 1545-0123

**2022**

Name	Employer identification number (EIN)
------	--------------------------------------

**Foreign Operations Information**

		Yes	No
<b>1a</b> During the tax year, did the corporation own (directly or indirectly) any foreign entity that was disregarded as an entity separate from its owner under Regulations sections 301.7701-2 and 301.7701-3 <b>or</b> did the corporation own (directly or indirectly) any foreign branch (see instructions)? . . . . . If "Yes," you are generally required to attach <b>Form 8858</b> , Information Return of U.S. Persons With Respect to Foreign Disregarded Entities (FDEs) and Foreign Branches (FBs), for each FDE and for each FB (see instructions).		<input type="checkbox"/>	<input checked="" type="checkbox"/>
<b>b</b> Enter the number of Forms 8858 attached to the corporation's tax return . . . . .	-----	<input type="checkbox"/>	<input checked="" type="checkbox"/>
<b>2</b> Enter the number of <b>Forms 8865</b> , Return of U.S. Persons With Respect to Certain Foreign Partnerships, attached to the corporation's tax return . . . . .	-----	<input type="checkbox"/>	<input checked="" type="checkbox"/>
<b>3</b> Excluding any partnership for which a Form 8865 is attached to the tax return, did the corporation own at least a 10% interest, directly or indirectly, in any other foreign partnership (including an entity treated as a foreign partnership under Regulations section 301.7701-2 or 301.7701-3)? . . . . . If "Yes," see instructions for required statement.		<input type="checkbox"/>	<input type="checkbox"/>
<b>4a</b> Reserved for future use . . . . .		<input type="checkbox"/>	<input type="checkbox"/>
<b>b</b> Enter the number of <b>Forms 5471</b> , Information Return of U.S. Persons With Respect to Certain Foreign Corporations, attached to the corporation's tax return . . . . .	-----	<input type="checkbox"/>	<input checked="" type="checkbox"/>
<b>5</b> During the tax year, did the corporation receive a distribution from, or was it the grantor of, or transferor to, a foreign trust? . . . . . If "Yes," the corporation may have to file <b>Form 3520</b> , Annual Return To Report Transactions With Foreign Trusts and Receipt of Certain Foreign Gifts.		<input type="checkbox"/>	<input type="checkbox"/>
<b>6a</b> At any time during the 2022 calendar year, did the corporation have an interest in or a signature or other authority over a financial account (such as a bank account, securities account, or other financial account) in a foreign country? . . . . .		<input type="checkbox"/>	<input checked="" type="checkbox"/>
<b>b</b> See the instructions for exceptions and filing requirements for <b>FinCEN Form 114</b> , Report of Foreign Bank and Financial Accounts (FBAR). If "Yes," enter the name of the foreign country . . . . .	-----	<input type="checkbox"/>	<input checked="" type="checkbox"/>
<b>7a</b> Is the corporation claiming the extraterritorial income exclusion? . . . . . If "Yes," attach a separate <b>Form 8873</b> , Extraterritorial Income Exclusion, for <b>each</b> transaction or group of transactions.		<input type="checkbox"/>	<input type="checkbox"/>
<b>b</b> Enter the number of Forms 8873 attached to the tax return . . . . .	-----	<input type="checkbox"/>	<input type="checkbox"/>
<b>c</b> Enter the total of the amounts from line 52 (extraterritorial income exclusion (net of disallowed deductions)) of <b>all</b> Forms 8873 attached to the tax return . . . . . \$	-----	<input type="checkbox"/>	<input type="checkbox"/>
<b>8</b> Was the corporation a specified domestic entity required to file Form 8938 for the tax year (see the Instructions for Form 8938)? . . . . .		<input type="checkbox"/>	<input checked="" type="checkbox"/>



**SCHEDULE O  
(Form 1120)**

(Rev. December 2018)  
Department of the Treasury  
Internal Revenue Service

**Consent Plan and Apportionment Schedule  
for a Controlled Group**

▶ Attach to Form 1120, 1120-C, 1120-F, 1120-FSC, 1120-L, 1120-PC, 1120-REIT, or 1120-RIC.  
▶ Go to [www.irs.gov/Form1120](http://www.irs.gov/Form1120) for instructions and the latest information.

OMB No. 1545-0123

Name

Employer identification number

**Part I Apportionment Plan Information**

- 1** Type of controlled group:
- a**  Parent–subsidiary group
  - b**  Brother–sister group
  - c**  Combined group
  - d**  Life insurance companies only
- 2** This corporation has been a member of this group:
- a**  For the entire year.
  - b**  From \_\_\_\_\_, 20 \_\_\_\_\_, until \_\_\_\_\_, 20 \_\_\_\_\_.
- 3** This corporation consents and represents to:
- a**  Adopt an apportionment plan. All the other members of this group are adopting an apportionment plan effective for the current tax year which ends on \_\_\_\_\_, 20 \_\_\_\_\_, and for all succeeding tax years.
  - b**  Amend the current apportionment plan. All the other members of this group are currently amending a previously adopted plan, which was in effect for the tax year ending \_\_\_\_\_, 20 \_\_\_\_\_, and for all succeeding tax years.
  - c**  Terminate the current apportionment plan and not adopt a new plan. All the other members of this group are not adopting an apportionment plan.
  - d**  Terminate the current apportionment plan and adopt a new plan. All the other members of this group are adopting an apportionment plan effective for the current tax year which ends on \_\_\_\_\_, 20 \_\_\_\_\_, and for all succeeding tax years.
- 4** If you checked box 3c or 3d above, check the applicable box below to indicate if the termination of the current apportionment plan was:
- a**  Elected by the component members of the group.
  - b**  Required for the component members of the group.
- 5** If you did not check a box on line 3 above, check the applicable box below concerning the status of the group’s apportionment plan (see instructions).
- a**  No apportionment plan is in effect and none is being adopted.
  - b**  An apportionment plan is already in effect. It was adopted for the tax year ending \_\_\_\_\_, 20 \_\_\_\_\_, and for all succeeding tax years.
- 6** If all the members of this group are adopting a plan or amending the current plan for a tax year after the due date (including extensions) of the tax return for this corporation, is there at least one year remaining on the statute of limitations from the date this corporation filed its amended return for such tax year for assessing any resulting deficiency? See instructions.
- a**  Yes.
    - (i)  The statute of limitations for this year will expire on \_\_\_\_\_, 20 \_\_\_\_\_.
    - (ii)  On \_\_\_\_\_, 20 \_\_\_\_\_, this corporation entered into an agreement with the Internal Revenue Service to extend the statute of limitations for purposes of assessment until \_\_\_\_\_, 20 \_\_\_\_\_.
  - b**  No. The members may not adopt or amend an apportionment plan.
- 7**  If the corporation has a short tax year that does not include December 31, check the box. See instructions.



**Part II Apportionment** (See instructions)

		(a) Group member's name and employer identification number	(b) Tax year end (Yr-Mo)	Apportionment		
				(c) Accumulated earnings credit	(d) Penalty for failure to pay estimated tax	(e) Other
1						
2						
3						
4						
5						
6						
7						
8						
9						
10						
<b>Total</b>						

**SCHEDULE UTP  
(Form 1120)**

(Rev. December 2022)  
Department of the Treasury  
Internal Revenue Service

**Uncertain Tax Position Statement**

File with Form 1120, 1120-F, 1120-L, or 1120-PC.  
Go to [www.irs.gov/Form1120](http://www.irs.gov/Form1120) for instructions and the latest information.

OMB No. 1545-0123

Name of entity as shown on page 1 of tax return

EIN of entity

This Part I, Schedule UTP (Form 1120), is page \_\_\_\_\_ of \_\_\_\_\_ Part I pages.

**Part I**

**Uncertain Tax Positions for the Current Tax Year** See instructions for how to complete columns (a) through (k).

Enter, in Part III, a description for each uncertain tax position (UTP). Check this box if the corporation was unable to obtain information from related parties sufficient to determine whether a tax position is a UTP. See instructions . . .

(a) UTP No.	(b) Primary IRC Sections (for example, "61," "108," "263A")		(c) Rev. Rul. (RR), Rev. Proc. (RP), etc.	(d) Regulation Section (for example, "1.482-7") Regulation Subsection (for example, "(d)(1)(iii)")	(e) Timing Codes (check if Permanent, Temporary, or both)	(f) Pass-Through Entity EIN	(g) Major Tax Position	(h) Ranking of Tax Position	(i) Form or Schedule	(j) Line No.	(k) Amount
	Primary IRC Subsections (for example, "(f)(2)(A)(i)")										
C	( ) ( ) ( )	( ) ( ) ( )		( ) ( ) ( )	P	-	<input checked="" type="checkbox"/>	<input checked="" type="checkbox"/>			
C	( ) ( ) ( )	( ) ( ) ( )		( ) ( ) ( )	P	-	<input type="checkbox"/>	<input type="checkbox"/>			
C	( ) ( ) ( )	( ) ( ) ( )		( ) ( ) ( )	P	-	<input type="checkbox"/>	<input type="checkbox"/>			
C	( ) ( ) ( )	( ) ( ) ( )		( ) ( ) ( )	P	-	<input type="checkbox"/>	<input type="checkbox"/>			
C	( ) ( ) ( )	( ) ( ) ( )		( ) ( ) ( )	P	-	<input type="checkbox"/>	<input type="checkbox"/>			
C	( ) ( ) ( )	( ) ( ) ( )		( ) ( ) ( )	P	-	<input type="checkbox"/>	<input type="checkbox"/>			
C	( ) ( ) ( )	( ) ( ) ( )		( ) ( ) ( )	P	-	<input type="checkbox"/>	<input type="checkbox"/>			
C	( ) ( ) ( )	( ) ( ) ( )		( ) ( ) ( )	P	-	<input type="checkbox"/>	<input type="checkbox"/>			
C	( ) ( ) ( )	( ) ( ) ( )		( ) ( ) ( )	P	-	<input type="checkbox"/>	<input type="checkbox"/>			
C	( ) ( ) ( )	( ) ( ) ( )		( ) ( ) ( )	P	-	<input type="checkbox"/>	<input type="checkbox"/>			
C	( ) ( ) ( )	( ) ( ) ( )		( ) ( ) ( )	P	-	<input type="checkbox"/>	<input type="checkbox"/>			
C	( ) ( ) ( )	( ) ( ) ( )		( ) ( ) ( )	P	-	<input type="checkbox"/>	<input type="checkbox"/>			

For Paperwork Reduction Act Notice, see the Instructions for Form 1120.

Cat. No. 546580

Schedule UTP (Form 1120) (Rev. 12-2022)

Name of entity as shown on page 1 of tax return

EIN of entity

This Part II, Schedule UTP (Form 1120), is page \_\_\_\_\_ of \_\_\_\_\_ Part II pages.

Part II

Uncertain Tax Positions for Prior Tax Years

See instructions for how to complete columns (a) through (l).

Enter, in Part III, a description for each uncertain tax position (UTP).

Check this box if the corporation was unable to obtain information from related parties sufficient to determine whether a tax position is a UTP. See instructions . . .

Table with 11 columns: (a) UTP No., (b) Primary IRC Sections, (c) Rev. Rul. (RR), Rev. Proc. (RP), etc., (d) Regulation Section, (e) Timing Codes, (f) Pass-Through Entity EIN, (g) Major Tax Position, (h) Ranking of Tax Position, (i) Form or Schedule, (j) Line No., (k) Amount, (l) Year of Tax Position.



PRIOR YEAR EIN

MERGE-EIN

Beginning Accounting Year

Form 1120-F
Department of the Treasury
Internal Revenue Service

U.S. Income Tax Return of a Foreign Corporation

OMB No. 1545-0123

For calendar year 2022, or tax year beginning ... 2022, and ending ... 2022

Go to www.irs.gov/Form1120F for instructions and the latest information.

2022

Name, Employer identification number, Accounting Period Indicator, Check box(es) if: Initial return, Final return, Amended return, Protective return, Name or address change, First post-merger return, Schedule M-3 attached

A Country of incorporation, B Foreign country under whose laws the income reported on this return is also subject to tax, C Date incorporated, D (1) Location of corporation's primary books and records, E If the corporation had an agent in the United States at any time during the tax year, enter: (1) Type of agent, (2) Name, (3) Address, F See the instructions and enter the corporation's principal: (1) Business activity code number, (2) Business activity, (3) Product or service, G Check method of accounting: (1) Cash, (2) Accrual, (3) Other (specify)

Computation of Tax Due or Overpayment

Table with 9 main rows and sub-rows (5a-5i, 5j, 6, 7, 8a, 8b, 9) for tax computation. Includes columns for tax amounts and adjustments.

Sign Here

Under penalties of perjury, I declare that I have examined this return, including accompanying schedules and statements, and to the best of my knowledge and belief, it is true, correct, and complete. Declaration of preparer (other than taxpayer) is based on all information of which preparer has any knowledge.

Signature of officer, Date, Title

May the IRS discuss this return with the preparer shown below (see instructions)? Yes No

Paid Preparer Use Only: Print/Type preparer's name, Preparer's signature, Date, Check if self-employed, PTIN, Firm's name, Firm's EIN, Firm's address, Phone no.

For Paperwork Reduction Act Notice, see separate instructions.

Cat. No. 114701

Form 1120-F (2022)

Additional Information (continued from page 1)

Table with columns for question descriptions, Yes/No checkboxes, and a final Yes/No column. Rows include questions H through U regarding accounting changes, income determination, tax returns, foreign transactions, controlled foreign corporations, NOL carryovers, and dealer status.

**Additional Information** (continued from page 2)

		Yes	No			Yes	No
<b>FF</b>	Did the corporation have an election under section 163(j) for any real property trade or business or any farming business in effect during the tax year (see instructions)?			<b>HH</b>	During the tax year, did the corporation dispose of an interest in a partnership that directly or indirectly engaged in a trade or business within the United States?		
<b>GG</b>	Does the corporation satisfy <b>one or more</b> of the following (see instructions)?			<b>II</b>	Is the corporation attaching Form 8996 to certify as a Qualified Opportunity Fund? If "Yes," enter amount from Form 8996, line 15 \$		
	(1) The corporation owns a pass-through entity with current, or prior year carryover, excess business interest expense.						
	(2) The corporation's aggregate average annual gross receipts (determined under section 448(c)) for the 3 tax years preceding the current tax year are more than \$27 million and the corporation has business interest expense.						
	(3) The corporation is a tax shelter and the corporation has business interest expense.						
	If "Yes," to any, complete and attach Form 8990.						

**SECTION I—Income From U.S. Sources Not Effectively Connected With the Conduct of a Trade or Business in the United States**—Do not report items properly withheld and reported on Form 1042-S. See instructions.

Report all gross transportation income subject to 4% tax on line 9. Report other column (a) income items only if not properly withheld and reported on Form 1042-S. The rate of tax on these **gross** income items is 30% or such lower rate specified by tax treaty. No deductions are allowed against these types of income. Enter treaty rates where applicable. **If the corporation is claiming a lower treaty rate, also complete item W on page 2.** If multiple treaty rates apply to a type of income (for example, subsidiary and portfolio dividends or dividends received by disregarded entities), attach a statement showing the amounts, tax rates, and withholding for each.

Name of treaty country, if any

	(a) Class of income (see instructions)	(b) Gross amount	(c) Rate of tax (%)	(d) Amount of tax liability	(e) Amount of U.S. income tax paid or withheld at the source
1	Interest				
2a	Dividends (excluding payments received by QDDs in their equity derivatives dealer capacity)				
2b	Dividend equivalents (excluding payments received by QDDs in their equity derivatives dealer capacity)				
3	Rents				
4	Royalties				
5	Annuities				
6	Gains from disposal of timber, coal, or domestic iron ore with a retained economic interest (attach supporting statement)				
7	Gains from sale or exchange of patents, copyrights, etc.				
8	Fiduciary distributions (attach supporting statement)				
9	Gross transportation income (see instructions)		<b>4</b>		
10	Other items of income				
11	Total. Enter here and on line 1, page 1				
12	Total. Enter here and include on line 5i, page 1				

**13** Is the corporation fiscally transparent under the laws of the foreign jurisdiction with respect to any item of income listed above?  Yes  No  
If "Yes," attach a statement that provides the information requested above with respect to each such item of income.

**SECTION II—Income Effectively Connected With the Conduct of a Trade or Business in the United States**  
(see instructions)

**Important:** Fill in all applicable lines and schedules. If you need more space, see *Assembling the Return* in the instructions.

		1a	Gross receipts or sales	b	Less returns and allowances	c	Bal	1c
<b>Income</b>	2	Cost of goods sold (attach Form 1125-A)						2
	3	Gross profit (subtract line 2 from line 1c)						3
	4	Dividends (Schedule C, line 13)						4
	5	Interest						5
	6	Gross rents						6
	7	Gross royalties						7
	8	Capital gain net income (attach Schedule D (Form 1120))						8
	9	Net gain or (loss) from Form 4797, Part II, line 17 (attach Form 4797)						9
	10	Other income (see instructions—attach statement)						10
	11	<b>Total income.</b> Add lines 3 through 10						11
	<b>Deductions</b> (See instructions for limitations on deductions.)	12	Compensation of officers (see instructions—attach Form 1125-E)					
13		Salaries and wages (less employment credits)						13
14		Repairs and maintenance						14
15		Bad debts (for bad debts over \$500,000, attach a list of debtors and amounts)						15
16		Rents						16
17		Taxes and licenses						17
18		Interest expense from Schedule I, line 25 (see instructions)						18
19		Charitable contributions						19
20		Depreciation from Form 4562 not claimed on Form 1125-A or elsewhere on return (attach Form 4562)						20
21		Depletion						21
22		Advertising						22
23		Pension, profit-sharing, etc.						23
24		Employee benefit programs						24
25		Reserved for future use						25
26		Deductions allocated and apportioned to ECI from Schedule H, line 20 (see instructions)						26
27		Other deductions (attach statement)						27
28		<b>Total deductions.</b> Add lines 12 through 27						28
29		Taxable income before NOL deduction and special deductions (subtract line 28 from line 11)						29
30		<b>Less:</b> a Net operating loss deduction (see instructions)			30a			
	b Special deductions (Schedule C, line 14)			30b				
	c Add lines 30a and 30b						30c	
31	Taxable income or (loss). Subtract line 30c from line 29						31	



**SECTION II—Income Effectively Connected With the Conduct of a Trade or Business in the United States**

(continued)

**Schedule C Dividends and Special Deductions** (see instructions)

	(a) Dividends	(b) %	(c) Special deductions: (a) × (b)
1 Dividends from less-than-20%-owned domestic corporations (other than debt-financed stock)		50	
2 Dividends from 20%-or-more-owned domestic corporations (other than debt-financed stock)		65	
3 Dividends on certain debt-financed stock of domestic and foreign corporations (section 246A)		see instructions	
4 Dividends on certain preferred stock of less-than-20%-owned public utilities		23.3	
5 Dividends on certain preferred stock of 20%-or-more-owned public utilities		26.7	
6 Dividends from less-than-20%-owned foreign corporations		50	
7 Dividends from 20%-or-more-owned foreign corporations		65	
8 <b>Subtotal.</b> Add lines 1 through 7. See instructions for limitation		see instructions	
9 Dividends from foreign corporations not included on line 3, 6, or 7			
10 IC-DISC and former DISC dividends not included on line 1, 2, or 3 (section 246(d))			
11 Other dividends <b>DIVIDEND ADJUSTMENT</b>			<b>SPECIAL DEDUCTION ADJUSTMENT</b>
12 Deduction for dividends paid on certain preferred stock of public utilities			
13 <b>Total dividends.</b> Add column (a), lines 8 through 11. Enter here and on line 4, page 4			
14 <b>Total special deductions.</b> Add column (c), lines 8 and 12. Enter here and on line 30b, page 4			

**Schedule J Tax Computation** (see instructions)

1 Check if the corporation is a member of a controlled group (attach Schedule O (Form 1120))			
2 Income tax <b>INCOME TAX ADJUSTMENT</b>		2	
3 Base erosion minimum tax amount (attach Form 8991)		3	
4 Add lines 2 and 3		4	
5a Foreign tax credit (attach Form 1118) <b>FOREIGN TAX CREDIT ADJ.</b>	5a		
b General business credit (attach Form 3800)	5b		
c Credit for prior year minimum tax (attach Form 8827)	5c		
d Bond credits from Form 8912	5d		
6 <b>Total credits.</b> Add lines 5a through 5d		6	
7 Subtract line 6 from line 4		7	
8 Other taxes. Check if from: Form 4255 Form 8611 Form 8697 Form 8866 Form 8902 Other (attach statement)		8	
9 <b>Total tax.</b> Add lines 7 and 8. Enter here and on line 2, page 1 <b>ADJUSTMENT TO TOTAL TAX</b>		9	

**RECAPTURE TAXES FROM LINE 8 "OTHER" :** **QUALIFIED ELECTRIC VEHICLE CR.**  
**INDIAN EMPLOYMENT CREDIT**

**SECTION III—Branch Profits Tax and Tax on Excess Interest**

**Part I—Branch Profits Tax** (see instructions)

<b>1</b> Enter the amount from Section II, line 29 . . . . .	<b>1</b>	
<b>2</b> Enter total adjustments to line 1 to get effectively connected earnings and profits. (Attach required statement showing the nature and amount of adjustments.) (See instructions.) . . . . .	<b>2</b>	
<b>3</b> Effectively connected earnings and profits. Combine line 1 and line 2 . . . . .	<b>3</b>	
<b>4a</b> Enter U.S. net equity at the end of the current tax year. (Attach required statement.) . . . . .	<b>4a</b>	
<b>b</b> Enter U.S. net equity at the end of the prior tax year. (Attach required statement.) . . . . .	<b>4b</b>	
<b>c</b> Increase in U.S. net equity. If line 4a is greater than or equal to line 4b, subtract line 4b from line 4a. Enter the result here and skip to line 4e . . . . .	<b>4c</b>	
<b>d</b> Decrease in U.S. net equity. If line 4b is greater than line 4a, subtract line 4a from line 4b . . . . .	<b>4d</b>	
<b>e</b> Non-previously taxed accumulated effectively connected earnings and profits. Enter excess, if any, of effectively connected earnings and profits for preceding tax years beginning after 1986 over any dividend equivalent amounts for those tax years . . . . .	<b>4e</b>	
<b>5</b> Dividend equivalent amount. Subtract line 4c from line 3. If zero or less, enter -0-. If no amount is entered on line 4c, add the lesser of line 4d or line 4e to line 3 and enter the total here . . . . .	<b>5</b>	
<b>6</b> <b>Branch profits tax.</b> Multiply line 5 by 30% (0.30) (or lower treaty rate if the corporation is a qualified resident or otherwise qualifies for treaty benefits). (See instructions.) Enter here and include on line 3, page 1. <b>Also complete item W on page 2</b> . . . . .	<b>6</b>	

**Part II—Tax on Excess Interest** (see instructions for this Part and for Schedule I (Form 1120-F))

<b>7a</b> Enter the interest from Section II, line 18 . . . . .	<b>7a</b>	
<b>b</b> Enter the inverse of the total amount deferred, capitalized, and disallowed from Schedule I, line 24g (i.e., if line 24g is negative, enter as a positive number; if line 24g is positive, enter as a negative number) . . . . .	<b>7b</b>	
<b>c</b> Combine lines 7a and 7b (amount must equal Schedule I, line 23) . . . . .	<b>7c</b>	
<b>8</b> <b>Branch interest</b> (see instructions for definition): Enter the sum of Schedule I, line 9, column (c), and Schedule I, line 22. If the interest paid by the foreign corporation's U.S. trade or business was increased because 80% or more of the foreign corporation's assets are U.S. assets, check this box . . . . . <input type="checkbox"/>	<b>8</b>	
<b>9a</b> Excess interest. Subtract line 8 from line 7c. If zero or less, enter -0- . . . . .	<b>9a</b>	
<b>b</b> If the foreign corporation is a bank, enter the excess interest treated as interest on deposits (see instructions for rules for computing this amount). Otherwise, enter -0- . . . . .	<b>9b</b>	
<b>c</b> Subtract line 9b from line 9a . . . . .	<b>9c</b>	
<b>10</b> <b>Tax on excess interest.</b> Multiply line 9c by 30% (0.30) (or lower treaty rate if the corporation is a qualified resident or otherwise qualifies for treaty benefits). (See instructions.) Enter here and include on line 3, page 1. <b>Also complete item W on page 2</b> . . . . .	<b>10</b>	

**Part III—Additional Information**

	Yes	No
<b>11</b> Is the corporation claiming a reduction in, or exemption from, the branch profits tax due to:		
<b>a</b> A complete termination of all U.S. trades or businesses? . . . . .		
<b>b</b> The tax-free liquidation or reorganization of a foreign corporation? . . . . .		
<b>c</b> The tax-free incorporation of a U.S. trade or business? . . . . .		
If <b>11a</b> or <b>11b</b> applies and the transferee is a domestic corporation, attach Form 8848. If <b>11c</b> applies, attach the statement required by Temporary Regulations section 1.884-2T(d)(5).		

**BALANCE SHEET EDITED FOR LIFE INSURANCE AND PROPERTY AND CASUALTY ONLY.**

Form 1120-F (2022)

Page **7**

**Note:** Check if completing on  U.S. basis or  Worldwide basis

**Schedule L Balance Sheets per Books**

	Beginning of tax year		End of tax year	
	(a)	(b)	(c)	(d)
<b>Assets</b>				
<b>1</b> Cash . . . . .				
<b>2a</b> Trade notes and accounts receivable . . . . .				
<b>b</b> Less allowance for bad debts . . . . .	( )		( )	
<b>3</b> Inventories . . . . .				
<b>4</b> U.S. government obligations . . . . .				
<b>5</b> Tax-exempt securities (see instructions) . . . . .				
<b>6a</b> Interbranch current assets* . . . . .				
<b>b</b> Other current non-U.S. assets* . . . . .				
<b>c</b> Other current U.S. assets* . . . . .				
<b>7</b> Loans to shareholders . . . . .				
<b>8</b> Mortgage and real estate loans . . . . .				
<b>9a</b> Other loans and investments—non-U.S. assets* . . . . .				
<b>b</b> Other loans and investments—U.S. assets* . . . . .				
<b>10a</b> Buildings and other depreciable assets . . . . .				
<b>b</b> Less accumulated depreciation . . . . .	( )		( )	
<b>11a</b> Depletable assets . . . . .				
<b>b</b> Less accumulated depletion . . . . .	( )		( )	
<b>12</b> Land (net of any amortization) . . . . .				
<b>13a</b> Intangible assets (amortizable only) . . . . .				
<b>b</b> Less accumulated amortization . . . . .	( )		( )	
<b>14</b> Assets held in trust . . . . .				
<b>15</b> Other non-current interbranch assets* . . . . .				
<b>16a</b> Other non-current non-U.S. assets* . . . . .				
<b>b</b> Other non-current U.S. assets* . . . . .				
<b>17</b> Total assets . . . . .				
<b>Liabilities</b>				
<b>18</b> Accounts payable . . . . .				
<b>19</b> Mortgages, notes, bonds payable in less than 1 year:				
<b>a</b> Interbranch liabilities* . . . . .				
<b>b</b> Third-party liabilities* . . . . .				
<b>20</b> Other current liabilities* . . . . .				
<b>21</b> Loans from shareholders . . . . .				
<b>22</b> Mortgages, notes, bonds payable in 1 year or more:				
<b>a</b> Interbranch liabilities* . . . . .				
<b>b</b> Third-party liabilities* . . . . .				
<b>23</b> Liabilities held in trust . . . . .				
<b>24a</b> Other interbranch liabilities* . . . . .				
<b>b</b> Other third-party liabilities* . . . . .				
<b>Equity</b>				
<b>25</b> Capital stock: <b>a</b> Preferred stock . . . . .				
<b>b</b> Common stock . . . . .				
<b>26</b> Additional paid-in capital . . . . .				
<b>27</b> Retained earnings—Appropriated* . . . . .				
<b>28</b> Retained earnings—Unappropriated . . . . .				
<b>29</b> Adjustments to shareholders' equity* . . . . .				
<b>30</b> Less cost of treasury stock . . . . .	( )		( )	
<b>31</b> Total liabilities and shareholders' equity . . . . .				

\*Attach statement—see instructions.

Form **1120-F** (2022)

<b>Schedule W Overpayment Resulting From Tax Deducted and Withheld Under Chapters 3 and 4</b>		
<b>1 Total Chapter 3 and 4 payments.</b> Enter the amount from page 1, line 5i . . . . .		<b>1</b>
<b>2</b> Enter the tax amount from page 1, line 1 . . . . .	<b>2</b>	
<b>3</b> Enter the portion of the tax amount shown on page 1, line 2, pertaining to income associated with amounts deducted and withheld under sections 1445 and 1446 (see instructions for general guidelines) . . . . .	<b>3</b>	
<b>4 Total Chapter 3 and 4 tax.</b> Combine lines 2 and 3 . . . . .		<b>4</b>
<b>5 Tentative overpayment resulting from tax deducted and withheld under Chapters 3 and 4.</b> Subtract line 4 from line 1 . . . . .		<b>5</b>
<b>6</b> Enter the amount from page 1, line 8a . . . . .		<b>6</b>
<b>7 Overpayment resulting from tax deducted and withheld under Chapters 3 and 4.</b> Enter the smaller of line 5 or line 6. Enter the result here and on page 1, line 8b . . . . .		<b>7</b>

**Reconciliation of Income (Loss) and Analysis of  
Unappropriated Retained Earnings per Books**

Go to [www.irs.gov/Form1120F](http://www.irs.gov/Form1120F) for the latest information.  
Attach to Form 1120-F.

Employer identification number

**Schedule M-1**

**Reconciliation of Income (Loss) per Books With Income per Return**

Note: The corporation may be required to file Schedule M-3 (see instructions).

1	Net income (loss) per books . . . . .		7	Income recorded on books this year not included on this return (itemize):	
2	Federal income tax per books . . . . .		a	Tax-exempt interest \$	
3	Excess of capital losses over capital gains		b	Other (itemize):	
4	Income subject to tax not recorded on books this year (itemize):				
			8	Deductions on this return not charged against book income this year (itemize):	
5	Expenses recorded on books this year not deducted on this return (itemize):		a	Depreciation . . . \$	
a	Depreciation . . . . . \$		b	Charitable contributions \$	
b	Charitable contributions . . . . . \$		c	Other (itemize):	
c	Travel and entertainment . . . . . \$				
d	Other (itemize):		9	Add lines 7 and 8 . . . . .	
			10	Income—line 6 less line 9 . . . . .	
6	Add lines 1 through 5 . . . . .				

**Schedule M-2**

**Analysis of Unappropriated Retained Earnings per Books**

1	Balance at beginning of year . . . . .		5	Distributions:	
2	Net income (loss) per books . . . . .		a	Cash . . . . .	
3	Other increases (itemize):		b	Stock . . . . .	
			c	Property . . . . .	
			6	Other decreases (itemize):	
4	Add lines 1, 2, and 3 . . . . .		7	Add lines 5 and 6 . . . . .	
			8	Balance at end of year (line 4 less line 7)	

**Who Must File**

Generally, any foreign corporation that is required to complete Form 1120-F, Section II must complete Schedules M-1 and M-2 (Form 1120-F). However, the following rules apply.

Do not complete Schedules M-1, M-2, and M-3 if total assets at the end of the tax year (Schedule L, line 17, column (d)) are less than \$25,000.

Complete Schedule M-3 in lieu of Schedule M-1 if total assets at the end of the tax year that are reportable on Schedule L are \$10 million or more.

A corporation filing Form 1120-F that is not required to file Schedule M-3 may voluntarily file Schedule M-3 instead of Schedule M-1. See the Instructions for Schedule M-3 (Form 1120-F) for more information.

Foreign corporations that (a) are required to file a Schedule M-3 (Form 1120-F) and have less than \$50 million in total assets at the end of the tax year, or (b) are not required to file a Schedule M-3 (Form 1120-F) and voluntarily file a Schedule M-3 (Form 1120-F) must either (1) complete Schedule M-3 (Form 1120-F) entirely, or (2) complete Schedule M-3 (Form 1120-F) through Part I and complete Schedule M-1 instead of

completing Parts II and III of Schedule M-3 (Form 1120-F). If the foreign corporation chooses (2), then Schedule M-1, line 1 must equal Schedule M-3 (Form 1120-F), Part I, line 11. See the Instructions for Schedule M-3 (Form 1120-F) for more information.

**Note:** If Schedule M-3 is completed in lieu of Schedule M-1, the corporation is still required to complete Schedule M-2.

**Specific Instructions**

**Schedule M-1**

**Line 1. Net income (loss) per books.** The foreign corporation must report on line 1 of Schedule M-1 the net income (loss) per the set(s) of books taken into account on Schedule L.

**Line 5c. Travel and entertainment expenses.** Include any of the following.

- Entertainment expenses not deductible under section 274(a).
- Meal expenses not deductible under section 274(n).
- Expenses for the use of an entertainment facility.
- The part of business gifts over \$25.
- Expenses of an individual over \$2,000 that are allocable to conventions on cruise ships.

- Employee achievement awards of non-tangible property or of tangible property if the value is over \$400 (\$1,600 if part of a qualified plan).

- The part of luxury water travel expenses not deductible under section 274(m).

- Expenses for travel as a form of education.

- Other nondeductible travel and entertainment expenses.

**Line 7a. Tax-exempt interest.** Report any tax-exempt interest received or accrued, including any exempt-interest dividends received as a shareholder in a mutual fund or other regulated investment company. Also report this same amount in item P at the top of page 2 of Form 1120-F.

**Schedule M-2**

**Line 1. Beginning balance of unappropriated retained earnings.** Enter the beginning balance of unappropriated retained earnings per the set(s) of books taken into account on Schedule L.

**Note:** For additional information for Schedule M-2 reporting, see the Instructions for Schedule M-3 (Form 1120-F).

**SCHEDULE M-3  
(Form 1120-F)**

Department of the Treasury  
Internal Revenue Service  
Name of corporation

**Net Income (Loss) Reconciliation for Foreign  
Corporations With Reportable Assets of \$10 Million or More**

Attach to Form 1120-F.  
Go to [www.irs.gov/Form1120F](http://www.irs.gov/Form1120F) for instructions and the latest information.

OMB No. 1545-0123

**2022**

Employer identification number

- A** Has the corporation reported taxable income on Form 1120-F, page 4, using a treaty provision to attribute business profits to a U.S. permanent establishment under rules other than section 864(c)?  Yes  No
- B** Did the corporation prepare a non-consolidated, worldwide, certified audited income statement for the period (see instructions)?  Yes  No
- C** Did the corporation prepare a non-consolidated, worldwide income statement for the period (see instructions)?  Yes  No
- D** Did the corporation prepare certified audited income statement(s) for the set(s) of books reported on Form 1120-F, Schedule L?  Yes  No

**Part I Financial Information and Net Income (Loss) Reconciliation** (see instructions)

- 1** Is the corporation a foreign bank as defined in Regulations section 1.882-5(c)(4)?
  - Yes.** Complete the remainder of Part I as follows:  
If D is "Yes," use the income statement described in D to complete lines 2 through 5 and 7 through 11.
  - If D is "No," use the income statement(s) for the set(s) of books reported on Form 1120-F, Schedule L to complete lines 2 through 5 and 7 through 11.
  - No.** Complete the remainder of Part I as follows:  
If B is "Yes," use the income statement described in B to complete lines 2 through 11.
  - If B is "No" and C is "Yes," use the income statement described in C to complete lines 2 through 11.
  - If B and C are "No" and D is "Yes," use the income statement described in D to complete lines 2 through 11.
  - If B, C, and D are "No," use the income statement described in the instructions to complete lines 2 through 11.

- 2a** Enter the income statement period: Beginning  Ending
- b** Has the corporation's income statement been restated for the income statement period entered on line 2a?
  - Yes.** Attach an explanation and the amount of each item restated.
  - No.**
- c** Has the corporation's income statement been restated for any of the 5 income statement periods immediately preceding the period on line 2a?
  - Yes.** Attach an explanation and the amount of each item restated.
  - No.**
- 3** Is any of the corporation's stock publicly traded on any exchange, U.S. or foreign?
  - Yes.** List exchange(s) and symbol
  - No.**

- 4** Non-consolidated foreign corporation net income (loss) in U.S. dollars from the income statement source identified in line 1 . . . . .
- 5a** Net income from includible disregarded foreign entities not included on line 4 (attach statement) . . .
- b** Net loss from includible disregarded foreign entities not included on line 4 (attach statement) . . .
- c** Net income from includible disregarded U.S. entities not included on line 4 (attach statement) . . .
- d** Net loss from includible disregarded U.S. entities not included on line 4 (attach statement) . . .
- 6** Net income (loss) from foreign locations not included on line 4 (attach statement) . . . . .
- 7a** Net income of non-includible entities (attach statement) . . . . .
- b** Net loss of non-includible entities (attach statement) . . . . .
- 8** Adjustments to intercompany transactions (attach statement) . . . . .
- 9** Adjustments to reconcile income statement period to tax year (attach statement) . . . . .
- 10** Other adjustments to reconcile to amount on line 11 (attach statement) . . . . .
- 11** **Adjusted financial net income (loss) of non-consolidated foreign corporation.** Combine lines 4 through 10 . . . . .

<b>4</b>	
<b>5a</b>	
<b>5b</b>	( )
<b>5c</b>	
<b>5d</b>	( )
<b>6</b>	
<b>7a</b>	( )
<b>7b</b>	
<b>8</b>	
<b>9</b>	
<b>10</b>	
<b>11</b>	

**Note:** Part I, line 11, must equal Part II, line 28, column (a) or Schedule M-1, line 1 (see instructions).

Name of corporation

Employer identification number

**Part II Reconciliation of Net Income (Loss) per Income Statement of Non-Consolidated Foreign Corporations With Taxable Income per Return** (see instructions)

Income (Loss) Items	(a) Income (Loss) per Income Statement	(b) Temporary Differences	(c) Permanent Differences	(d) Other Permanent Differences for Allocations to Non-ECI and ECI	(e) Income (Loss) per Tax Return
1 Gross receipts . . . . .					
2 Cost of goods sold (attach statement) . . . . .					
3a Dividends from foreign entities . . . . .					
b Dividends from U.S. entities . . . . .					
c Substitute dividend payments received . . . . .					
4a Interest income excluding interest equivalents . . . . .					
b Substitute interest payments received . . . . .					
c Interest equivalents not included on line 4b . . . . .					
5 Gross rental income . . . . .					
6 Gross royalty income . . . . .					
7 Fee and commission income . . . . .					
8 Income (loss) from equity method corporations . . . . .					
9 Net income (loss) from U.S. partnerships . . . . .					
10 Net income (loss) from certain foreign partnerships (see instructions) . . . . .					
11 Net income (loss) from other pass- through entities (attach statement) . . . . .					
12 Items relating to reportable transactions (attach statement) . . . . .					
13 Hedging transactions . . . . .					
14a Mark-to-market income (loss) under section 475(a) . . . . .					
b Mark-to-market income (loss) subject to section 475(d)(3)(B) . . . . .					
c Mark-to-market income (loss) under section 475(e) . . . . .					
d Mark-to-market income (loss) under section 475(f) . . . . .					
15 Gain (loss) from certain section 988 transactions . . . . .					
16a Interest income from global securities dealing . . . . .					
b Dividends from global securities dealing . . . . .					
c Gains (losses) and other fixed and determinable, annual, or periodic income from global securities dealing not included on lines 16a and 16b . . . . .					
17 Sales versus lease (for sellers and/or lessors) . . . . .					
18 Section 481(a) adjustments . . . . .					
19 Unearned/deferred revenue . . . . .					
20 Original issue discount, imputed interest, and phantom income . . . . .					
21a Income statement gain/loss on sale, exchange, abandonment, worthlessness, or other disposition of assets other than inventory and pass-through entities . . . . .					
b Gross capital gains from Schedule D, excluding amounts from pass-through entities . . . . .					

   M-3 BOOK ADJUSTMENT  
    M-3 TEMPORARY ADJUSTMENT  
    M-3 PERMANENT ADJUSTMENT  
    M-3 RETURN ADJUSTMENT  
 m 1120-F) 2022

Name of corporation

Employer identification number

**Part II Reconciliation of Net Income (Loss) per Income Statement of Non-Consolidated Foreign Corporations With Taxable Income per Return** (see instructions) *(continued from page 2)*

Income (Loss) Items	(a) Income (Loss) per Income Statement	(b) Temporary Differences	(c) Permanent Differences	(d) Other Permanent Differences for Allocations to Non-ECI and ECI	(e) Income (Loss) per Tax Return
<b>21c</b> Gross capital losses from Schedule D, excluding amounts from pass-through entities, abandonment losses, and worthless stock losses . . . . .		█	█	█	█
<b>d</b> Net gain/loss reported on Form 4797, line 17, excluding amounts from pass-through entities, abandonment losses, and worthless stock losses . . . . .		█	█	█	█
<b>e</b> Abandonment losses . . . . .		█	█	█	█
<b>f</b> Worthless stock losses (attach statement)		█	█	█	█
<b>g</b> Other gain/loss on disposition of assets other than inventory . . . . .		█	█	█	█
<b>22</b> Capital loss limitation and carryforward used . . . . .		█	█	█	█
<b>23</b> Gross effectively connected income of foreign banks from books that do not give rise to U.S. booked liabilities . . . . .		█	█	█	█
<b>24</b> Other income (loss) items with differences (attach statement) . . . . .	█	█	█	█	█
<b>25 Total income (loss) items.</b> Combine lines 1 through 24 . . . . .	█	█	█	█	█
<b>26 Total expense/deduction items</b> (from Part III, line 33) . . . . .	█	█	█	█	█
<b>27</b> Other items with no differences . . . . .	█			█	█
<b>28 Reconciliation totals.</b> Combine lines 25 through 27 . . . . .	█	█	█	█	█

**Note:** Line 28, column (a), must equal Part I, line 11, and column (e) must equal Form 1120-F, page 4, line 29.

**Part III Reconciliation of Net Income (Loss) per Income Statement of Non-Consolidated Foreign Corporations With Taxable Income per Return** (see instructions)

Expense/Deduction Items	(a) Expense per Income Statement	(b) Temporary Differences	(c) Permanent Differences	(d) Other Permanent Differences for Allocations to Non-ECI and ECI	(e) Deduction per Tax Return
<b>1</b> U.S. current income tax expense . . . . .	█	█	█	█	
<b>2</b> U.S. deferred income tax expense . . . . .	█	█	█	█	
<b>3</b> Non-U.S. current income tax expense (other than foreign withholding taxes) . . . . .	█	█	█	█	█
<b>4</b> Non-U.S. deferred income tax expense . . . . .	█	█	█	█	
<b>5</b> Non-U.S. withholding taxes . . . . .	█	█	█	█	█
<b>6</b> Compensation with section 162(m) limitation . . . . .	█	█	█	█	█
<b>7</b> Salaries and other base compensation . . . . .	█	█	█	█	█
<b>8</b> Stock option expense . . . . .	█	█	█	█	█
<b>9</b> Other equity-based compensation . . . . .	█	█	█	█	█
<b>10</b> Meals and entertainment . . . . .	█	█	█	█	█
<b>11</b> Fines and penalties . . . . .	█	█	█	█	█
<b>12</b> Judgments, damages, awards, and similar costs . . . . .	█	█	█	█	█



Name of corporation

Employer identification number

**Part III Reconciliation of Net Income (Loss) per Income Statement of Non-Consolidated Foreign Corporations With Taxable Income per Return** (see instructions) (continued from page 3)

Expense/Deduction Items	(a) Expense per Income Statement	(b) Temporary Differences	(c) Permanent Differences	(d) Other Permanent Differences for Allocations to Non-ECI and ECI	(e) Deduction per Tax Return
13 Pension and profit-sharing . . . . .					
14 Other post-retirement benefits . . . . .					
15 Deferred compensation . . . . .					
16 Charitable contributions . . . . .					
17 Section 162(r)–FDIC premiums paid by certain large financial institutions (see instructions) . . . . .					
18 Current year acquisition or reorganization investment banking fees, legal and accounting fees . . . . .					
19 Current year acquisition/reorganization other costs . . . . .					
20 Amortization/impairment of goodwill . . . . .					
21 Amortization of acquisition, reorganization, and start-up costs . . . . .					
22 Other amortization or impairment write-offs . . . . .					
23 Depreciation . . . . .					
24 Bad debt expense . . . . .					
25 Purchase versus lease (for purchasers and/or lessees) . . . . .					
26a Interest expense per books . . . . .					
b Interest expense under Regulations section 1.882-5 (from Schedule I (Form 1120-F), line 23) . . . . .					
c Regulations section 1.882-5 allocation amount subject to deferral or disallowance (from Schedule I (Form 1120-F), line 24g) . . . . .					
d Substitute interest payments . . . . .					
e Interest equivalents (for example, guarantee fees) not included on line 26d . . . . .					
27 Substitute dividend payments . . . . .					
28 Fee and commission expense . . . . .					
29 Rental expense . . . . .					
30 Royalty expense . . . . .					
31 Expenses allocable to effectively connected income under Regulations section 1.861-8 from home office or other books that do not give rise to U.S. booked liabilities (from Schedule H (Form 1120-F), line 20) . . . . .					
32 Other expense/deduction items with differences (attach statement) . . . . .					
33 <b>Total expense/deduction items.</b> Combine lines 1 through 32. Enter here and on Part II, line 26 . . . . .					

PRIOR YEAR EIN

MERGE EIN

Form 1120-L
Department of the Treasury
Internal Revenue Service

U.S. Life Insurance Company Income Tax Return

For calendar year 2022 or tax year beginning 2022, ending 2022

OMB No. 1545-0123

2022

Go to www.irs.gov/Form1120L for instructions and the latest information.

Header section A-E: Check if: 1 Consolidated return, 2 Life-nonlife consolidated return, 3 Schedule M-3 attached. Name, Country of Incorporation, Employer identification number, Date incorporated, Month Inc, Check applicable box if an election has been made under section(s): 953(c)(3)(C) 953(d)

Main table with 32 rows: Accounting Period Indicators, Income (line 6 is reserved), Deductions (See instructions for limitations on deductions.), Tax, Refundable Credits, and Payments. Includes sub-rows for various categories like Gross Premiums, Death Benefits, and Taxable Income.

Sign Here

Under penalties of perjury, I declare that I have examined this return, including accompanying schedules and statements, and to the best of my knowledge and belief, it is true, correct, and complete. Declaration of preparer (other than taxpayer) is based on all information of which preparer has any knowledge.

Signature of officer, Date, Title. May the IRS discuss this return with the preparer shown below? See instructions. Yes No

Paid Preparer Use Only

Print/Type preparer's name, Preparer's signature, Date, Check if self-employed, PTIN, Firm's name, Firm's EIN, Firm's address, Phone no.

For Paperwork Reduction Act Notice, see separate instructions.

Cat. No. 11480E

Form 1120-L (2022)

**Schedule A Dividends, Inclusions, Dividends-Received Deduction, and Other Special Deductions** (see instructions)

	(a) Dividends and inclusions	(b) %	(c) Deductions ((a) times (b))
<b>Dividends subject to proration</b>			
1	Dividends from less-than-20%-owned domestic corporations (other than debt-financed stock)	50	
2	Dividends from 20%-or-more-owned domestic corporations (other than debt-financed stock)	65	
3	Dividends on certain debt-financed stock of domestic and foreign corporations	see instructions	
4	Dividends on certain preferred stock of less-than-20%-owned public utilities	23.3	
5	Dividends on certain preferred stock of 20%-or-more-owned public utilities	26.7	
6	Dividends from less-than-20%-owned foreign corporations and certain foreign sales corporations (FSCs)	50	
7	Dividends from 20%-or-more-owned foreign corporations and certain FSCs	65	
8	Dividends from wholly owned foreign subsidiaries and certain FSCs	100	
9	Dividends from certain affiliated companies	100	
10	Gross dividends-received deduction. Add lines 1 through 9		
11	Company share percentage <b>DIVS FROM CERTAIN FSCs</b>		0.7
12	Prorated amount. Line 10 times line 11 <b>FSC 100% DEDUCTION</b>		
<b>Dividends not subject to proration</b>			
13	Affiliated company dividends <b>AFFILIATED DIVIDENDS</b>	see instructions	<b>AFFILIATED GROUPS DED</b>
14	Foreign-source portion of dividends received from a specified 10%-owned foreign corporation (excluding hybrid dividends) (see instructions)	100	<b>L-AFFILIATED GROUPS DED</b>
15	Dividends from foreign corporations not included on line 3, 6, 7, 8, or 14 (including hybrid dividends)		
16	Reserved for future use		
17a	Subpart F inclusions derived from the sale by a controlled foreign corporation (CFC) of the stock of a lower-tier foreign corporation treated as a dividend (attach Form(s) 5471) (see instructions)	100	
b	Subpart F inclusions derived from hybrid dividends of tiered corporations (attach Form(s) 5471) (see instructions)		
c	Other inclusions from CFCs under subpart F not included on line 17a, 17b, or 18 (attach Form(s) 5471) (see instructions)		
18	Global intangible low-taxed income (GILTI) (attach Form(s) 5471 and 8992)		
19	Other corporate dividends <b>DIVIDENDS ADJ</b>		
20	<b>Total dividends and inclusions.</b> Add <b>FOREIGN DIVIDEND GROSS-UP</b> (mn) (a). Enter here and on Schedule B, line 2 <b>DIVIDENDS FROM IC-DISC OR FOREIGN DISC</b>		<b>SPECIAL DED ADJ</b>
21	Section 250 deduction (attach Form 8993)		
22	<b>Total deductions.</b> Add lines 12, 13, 14, 17a, and 21, column (c). Enter here and on page 1, line 21a <b>DIVIDEND AFFILIATED ADJ</b>		

**Schedule B Investment Income** (see instructions)

1	Interest (excluding tax-exempt interest)	1	
2	Total dividends and inclusions (Schedule A, line 20, column (a))	2	
3	Rents	3	
4	Royalties	4	
5	Leases, terminations, etc.	5	
6	Investment income. Add lines 1 through 5. Enter here and on page 1, line 4 <b>INCOME ADJUSTMENT</b>	6	

**Schedule F Increase (Decrease) in Reserves (section 807) (see instructions)**

		(a) Beginning of tax year	(b) End of tax year
1	Life insurance reserves . . . . .	1	
2	Unearned premiums and unpaid losses . . . . .	2	
3	Supplementary contracts . . . . .	3	
4	Dividend accumulations and other amounts . . . . .	4	
5	Advance premiums . . . . .	5	
6	Special contingency reserves . . . . .	6	
7	Add lines 1 through 6 . . . . .	7	
8	Increase (decrease) in reserves under section 807. Subtract line 7, column (a), from line 7, column (b) . . . . .	8	
9a	Tax-exempt interest . . . . .	9a	
9b	Increase in policy cash value of section 264(f) policies as defined in section 805(a)(4)(F) . . . . .	9b	
9c	Add lines 9a and 9b . . . . .	9c	
10	<b>Policyholders' share percentage</b> . . . . .	10	30%
11	Policyholders' share of tax-exempt interest and the increase in policy cash value of section 264(f) policies as defined in section 805(a)(4)(F). Multiply line 9c by line 10 . . . . .	11	
12	<b>Net increase (decrease) in reserves.</b> Subtract line 11 from line 8. If an increase, enter here and on page 1, line 10. If a decrease, enter here and on page 1, line 2 . . . . .	12	

**Schedule G Policy Acquisition Expenses (section 848) (see instructions)**

		(a) Annuity	(b) Group life insurance	(c) Other
1	Gross premiums and other consideration . . . . .	1		
2	Return premiums and premiums and other consideration incurred for reinsurance . . . . .	2		
3	<b>Net premiums.</b> Subtract line 2 from line 1 . . . . .	3		
4	Net premium percentage (see instructions) . . . . .	4		
5	Multiply line 3 by line 4 . . . . .	5		
6	Combine line 5, columns (a), (b), and (c), and enter here. If zero or less, enter -0- on lines 7 and 8 . . . . .	6		
7	Unused balance of negative capitalization amount from prior years . . . . .	7	(	)
8	Combine lines 6 and 7. If zero or less, enter -0- . . . . .	8		
9	General deductions (attach statement) . . . . .	9		
10	Enter the lesser of line 8 or line 9 . . . . .	10		
11	Deductible general deductions. Subtract line 10 from line 9. Enter here and include on page 1, line 18 . . . . .	11		
12	If the amount on line 6 is negative, enter it as a positive amount. If the amount on line 6 is positive, enter -0- . . . . .	12		
13	Unamortized specified policy acquisition expenses from prior years . . . . .	13		
14	Deductible negative capitalization amount. Enter the lesser of line 12 or line 13 . . . . .	14		
15a	Tentative 60-month specified policy acquisition expenses. Enter amount from line 10, but not more than \$5 million . . . . .	15a		
15b	Limitation . . . . .	15b	\$10,000,000	
16	Phase-out amount. Subtract line 15b from line 10. If zero or less, enter -0- . . . . .	16		
17a	Current year 60-month specified policy acquisition expenses. Subtract line 16 from line 15a. If zero or less, enter -0- . . . . .	17a		
17b	Enter 10% (0.10) of line 17a . . . . .	17b		
18a	Current year 180-month specified policy acquisition expenses. Subtract line 17a from line 10 . . . . .	18a		
18b	Enter 3.34% (0.0334) of line 18a . . . . .	18b		
19	Enter the applicable amount of amortization from specified policy acquisition expenses capitalized in prior years and deductible this year. Attach statement . . . . .	19		
20	<b>Deductible policy acquisition expenses.</b> Add lines 14, 17b, 18b, and 19. Enter here and on page 1, line 16 . . . . .	20		

**Schedule K Tax Computation** (see instructions)

1	Check if the corporation is a member of a controlled group (attach Schedule O (Form 1120))		
2	Income tax	<b>INCOME TAX ADJ</b>	2
3	Base erosion minimum tax amount (attach Form 8991)		3
4	Add lines 2 and 3		4
5a	Foreign tax credit (attach Form 1118)	5a	
b	Credit from Form 8834 (attach Form 8834)	<b>FOREIGN TAX CREDIT ADJ</b>	5b
c	General business credit (attach Form 3800)	5c	
d	Credit for prior year minimum tax (attach Form 8827)	5d	
e	Bond credits from Form 8912	5e	
6	<b>Total credits.</b> Add lines 5a through 5e		6
7	Subtract line 6 from line 4		7
8	Foreign corporations—tax on income not effectively connected with U.S. business		8
9	Other taxes. Check if from: Form 4255 Form 8611 Other (attach statement)		9
10	<b>Total tax.</b> Add lines 7 through 9. Enter here and on page 1, line 26	<b>ADJUSTMENT TO TOTAL TAX</b>	10

**Schedule L Part I—Total Assets** (see instructions)

		(a) Beginning of tax year	(b) End of tax year
1	Real property	1	
2	Stocks	2	
3	Proportionate share of partnership and trust assets	3	
4	Other assets (attach statement)	4	
5	<b>Total assets.</b> Add lines 1 through 4	5	

**Part II—Total Assets and Total Insurance Liabilities** (section 842(b)(2)(B)(i)) (see instructions)

**Note:** The information provided in Part II should conform with the “Assets” and “Liabilities, Surplus, and Other Funds” sections of the NAIC Annual Statement.

		(a) Beginning of tax year	(b) End of tax year
1	Subtotals for assets	1	
2	<b>Total assets</b>	2	
3	Reserve for life policies and contracts	3	
4	Reserve for accident and health policies	4	
5	Liability for deposit-type contracts	5	
6	Life policy and contract claims	6	
7	Accident and health policy and contract claims	7	
8	Policyholder’s dividend and coupon accumulations	8	
9	Premiums and annuity considerations received in advance less discount	9	
10	Surrender values on canceled policies	10	
11	Part of other amounts payable on reinsurance assumed	11	
12	Part of aggregate write-ins for liabilities. (Only include items or amounts includible in “total insurance liabilities on U.S. business” as defined in section 842(b)(2)(B)(i))	12	
13	Separate accounts statement	13	
14	<b>Total insurance liabilities.</b> Add lines 3 through 13	14	

**Schedule M Other Information** (see instructions)

		Yes	No			Yes	No
<b>1</b>	Check accounting method:			<b>8c</b>	The corporation may have to file <b>Form 5472</b> , Information Return of a 25% Foreign-Owned U.S. Corporation or a Foreign Corporation Engaged in a U.S. Trade or Business. Enter number of Forms 5472 attached. _____		
<b>a</b>	<input type="checkbox"/> Accrual			<b>9</b>	Does the corporation discount any of the loss reserves shown on its annual statement? . . . . .		
<b>b</b>	<input type="checkbox"/> Other (specify) _____			<b>10a</b>	Enter the total unpaid losses shown on the corporation's annual statement: <b>(1)</b> For the current year: \$ _____ <b>(2)</b> For the previous year: \$ _____		
<b>2</b>	Check if the corporation is a:			<b>b</b>	Enter the total unpaid loss adjustment expenses shown on the corporation's annual statement: <b>(1)</b> For the current year: \$ _____ <b>(2)</b> For the previous year: \$ _____		
<b>a</b>	<input type="checkbox"/> Legal reserve company—if checked			<b>11</b>	Enter the available net operating loss carryover from prior tax years. (Do not reduce it by any deduction on page 1, line 21b.) . . . \$ _____		
	Kind of company:			<b>12a</b>	Enter the corporation's state of domicile. _____		
	<b>(1)</b> <input type="checkbox"/> Stock <b>STOCK, MUTUAL,</b>			<b>b</b>	Was the annual statement used to prepare the tax return filed with the state of domicile? . . . . . If "No," complete <b>c</b> below.		
	<b>(2)</b> <input type="checkbox"/> Mutual <b>FRATERNAL OR BURIAL</b>			<b>c</b>	Enter the state where the annual statement used to prepare the tax return was filed. _____		
	Principal business:			<b>13</b>	Is the corporation required to file Schedule UTP (Form 1120), Uncertain Tax Position Statement? See instructions . . . . . If "Yes," complete and attach Schedule UTP.		
	<b>(1)</b> <input type="checkbox"/> Life insurance <b>PBA-CD</b>			<b>14</b>	Does the corporation have gross receipts of at least \$500 million in any of the 3 preceding tax years? (See section 59A(e)(2) and (3).) . . . . . If "Yes," complete and attach Form 8991.		
	<b>(2)</b> <input type="checkbox"/> Health and accident insurance <b>SOI INDUSTRY CODE</b>			<b>15</b>	During the tax year, did the corporation pay or accrue any interest or royalty for which the deduction is not allowed under section 267A? See instructions . . . . . If "Yes," enter the total amount of the disallowed deductions . . . . . \$ _____		
<b>b</b>	<input type="checkbox"/> Fraternal or assessment association			<b>16</b>	Did the corporation have an election under section 163(j) for any real property trade or business or any farming business in effect during the tax year? See instructions . . . . .		
<b>c</b>	<input type="checkbox"/> Burial or other insurance company			<b>17</b>	Is the corporation required to file Form 8990, Limitation on Business Interest Expense Under Section 163(j), to calculate the amount of deductible business interest? See instructions . . . . .		
<b>3</b>	Enter the percentage that the total of the corporation's life insurance reserves (section 816(b)) plus unearned premiums and unpaid losses (whether or not ascertained) on noncancelable life, health, or accident policies not included in life insurance reserves bears to the corporation's total reserves (section 816(c)) . . . . . %.						
	Attach a statement showing the computation.						
<b>4</b>	Does the corporation have any variable annuity contracts outstanding? . . . . .						
<b>5</b>	At the end of the tax year, did the corporation own, directly or indirectly, 50% or more of the voting stock of a domestic corporation? (For rules of attribution, see section 267(c).) . . . . .						
	If "Yes," attach a statement showing <b>(a)</b> name and employer identification number (EIN), <b>(b)</b> percentage owned, and <b>(c)</b> taxable income or (loss) before NOL and special deductions of such corporation for the tax year ending with or within your tax year.						
<b>6</b>	Is the corporation a subsidiary in an affiliated group or a parent-subsidiary controlled group? . . . . .						
	If "Yes," enter name and EIN of the parent corporation. <b>PARENT NAME</b> _____ <b>PARENT EIN</b> _____						
<b>7</b>	At the end of the tax year, did any individual, partnership, corporation, estate, or trust own, directly or indirectly, 50% or more of the corporation's voting stock? (For rules of attribution, see section 267(c).) . . . . .						
	If "Yes," complete <b>a</b> and <b>b</b> below.						
<b>a</b>	Attach a statement showing name and identifying number. (Do not include any information already entered on line 6 above.)						
<b>b</b>	Enter percentage owned. _____						
<b>8</b>	At any time during the year, did one foreign person own, directly or indirectly, at least 25% of <b>(a)</b> the total voting power of all classes of stock of the corporation entitled to vote, or <b>(b)</b> the total value of all classes of stock of the corporation? . . . . .						
	If "Yes," enter:						
<b>a</b>	Percentage owned and _____						
<b>b</b>	Owner's country. _____						

**Net Income (Loss) Reconciliation for U.S. Life Insurance Companies With Total Assets of \$10 Million or More**

OMB No. 1545-0123

▶ Attach to Form 1120-L.

▶ Go to [www.irs.gov/Form1120L](http://www.irs.gov/Form1120L) for instructions and the latest information.

Name of corporation (common parent, if consolidated return) \_\_\_\_\_ Employer identification number \_\_\_\_\_

- Check applicable box(es): (1)  Non-consolidated return (2)  Consolidated return (Form 1120-L only)  
 **M3-RTN-CD** (3)  Mixed 1120/L/PC group (4)  Dormant subsidiaries schedule attached

**Part I Financial Information and Net Income (Loss) Reconciliation** (see instructions)

- 1a** Did the corporation file SEC Form 10-K for its income statement period ending with or within this tax year?  
 **Yes.** Skip lines 1b and 1c and complete lines 2a through 11 with respect to that SEC Form 10-K.  
 **No.** Go to line 1b. See instructions if multiple non-tax-basis income statements are prepared.
- b** Did the corporation prepare a certified audited non-tax-basis income statement for that period?  
 **Yes.** Skip line 1c and complete lines 2a through 11 with respect to that income statement.  
 **No.** Go to line 1c.
- c** Did the corporation prepare a non-tax-basis income statement for that period?  
 **Yes.** Complete lines 2a through 11 with respect to that income statement.  
 **No.** Skip lines 2a through 3c and enter the corporation's net income (loss) per its books and records on line 4a.
- 2a** Enter the income statement period: Beginning  Ending
- b** Has the corporation's income statement been restated for the income statement period on line 2a?  
 **Yes.** (If "Yes," attach an explanation and the amount of each item restated.)  
 **No.**
- c** Has the corporation's income statement been restated for any of the five income statement periods preceding the period on line 2a?  
 **Yes.** (If "Yes," attach an explanation and the amount of each item restated.)  
 **No.**
- 3a** Is any of the corporation's voting common stock publicly traded?  
 **Yes.**  
 **No.** If "No," go to line 4a.
- b** Enter the symbol of the corporation's primary U.S. publicly traded voting common stock
- c** Enter the nine-digit CUSIP number of the corporation's primary publicly traded voting common stock

<b>4a</b> Worldwide consolidated net income (loss) from income statement source identified in Part I, line 1	<b>4a</b>	<input checked="" type="checkbox"/>
<b>b</b> Indicate accounting standard used for line 4a (see instructions): (1) <input type="checkbox"/> GAAP (2) <input type="checkbox"/> IFRS (3) <input type="checkbox"/> Statutory (4) <input type="checkbox"/> Other (specify) <input checked="" type="checkbox"/>		
<b>5a</b> Net income from nonincludible foreign entities (attach statement)	<b>5a</b>	( <input checked="" type="checkbox"/> )
<b>b</b> Net loss from nonincludible foreign entities (attach statement and enter as a positive amount)	<b>5b</b>	
<b>6a</b> Net income from nonincludible U.S. entities (attach statement)	<b>6a</b>	( <input checked="" type="checkbox"/> )
<b>b</b> Net loss from nonincludible U.S. entities (attach statement and enter as a positive amount)	<b>6b</b>	
<b>7a</b> Net income (loss) of other includible foreign disregarded entities (attach statement)	<b>7a</b>	
<b>b</b> Net income (loss) of other includible U.S. disregarded entities (attach statement)	<b>7b</b>	
<b>c</b> Net income (loss) of other includible corporations (attach statement)	<b>7c</b>	
<b>8</b> Adjustment to eliminations of transactions between includible entities and nonincludible entities (attach statement)	<b>8</b>	<input checked="" type="checkbox"/>
<b>9</b> Adjustment to reconcile income statement period to tax year (attach statement)	<b>9</b>	
<b>10a</b> Intercompany dividend adjustments to reconcile to line 11 (attach statement)	<b>10a</b>	
<b>b</b> Other statutory accounting adjustments to reconcile to line 11 (attach statement)	<b>10b</b>	
<b>c</b> Other adjustments to reconcile to amount on line 11 (attach statement)	<b>10c</b>	
<b>11 Net income (loss) per income statement of includible corporations.</b> Combine lines 4a through 10c <b>Note:</b> Part I, line 11, must equal the amount on Part II, line 30, column (a).	<b>11</b>	<input checked="" type="checkbox"/>

**12** Enter the total amount (not just the corporation's share) of the assets and liabilities of all entities included or removed on the following lines.

	Total Assets	Total Liabilities
<b>a</b> Included on Part I, line 4	<input checked="" type="checkbox"/>	<input checked="" type="checkbox"/>
<b>b</b> Removed on Part I, line 5		
<b>c</b> Removed on Part I, line 6		
<b>d</b> Included on Part I, line 7	<input checked="" type="checkbox"/>	<input checked="" type="checkbox"/>



Name of corporation (common parent, if consolidated return)	Employer identification number
Check applicable box(es): <b>(1)</b> <input type="checkbox"/> Consolidated group <b>(2)</b> <input type="checkbox"/> Parent corp <b>(3)</b> <input type="checkbox"/> Consolidated eliminations <b>(4)</b> <input type="checkbox"/> Subsidiary corp <b>(5)</b> <input type="checkbox"/> Mixed 1120/L/PC group	
Check if a sub-consolidated: <b>(6)</b> <input type="checkbox"/> 1120-L group <b>(7)</b> <input type="checkbox"/> 1120-L eliminations	
Name of subsidiary (if consolidated return)	Employer identification number

**Part II Reconciliation of Net Income (Loss) per Income Statement of Includible Corporations With Taxable Income per Return** (see instructions)

Income (Loss) Items (Attach statements for lines 1 through 11)	(a) Income (Loss) per Income Statement	(b) Temporary Difference	(c) Permanent Difference	(d) Income (Loss) per Tax Return
<b>1</b> Income (loss) from equity method foreign corporations				
<b>2</b> Gross foreign dividends not previously taxed				
<b>3</b> Subpart F, QEF, and similar income inclusions				
<b>4</b> Gross-up for foreign taxes deemed paid				
<b>5</b> Gross foreign distributions previously taxed				
<b>6</b> Income (loss) from equity method U.S. corporations				
<b>7</b> U.S. dividends not eliminated in tax consolidation				
<b>8</b> Minority interest for includible corporations				
<b>9</b> Income (loss) from U.S. partnerships				
<b>10</b> Income (loss) from foreign partnerships				
<b>11</b> Income (loss) from other pass-through entities				
<b>12</b> Items relating to reportable transactions (attach statement)				
<b>13</b> Interest income (attach Form 8916-A)				
<b>14</b> Accrual of bond discount				
<b>15</b> Hedging transactions				
<b>16</b> Mark-to-market income (loss)				
<b>17</b> Deferred and uncollected premiums				
<b>18</b> Sale versus lease (for sellers and/or lessors)				
<b>19</b> Section 481(a) adjustments				
<b>20</b> Amortization of interest maintenance reserve				
<b>21</b> Original issue discount and other imputed interest				
<b>22</b> Market discount reclassification				
<b>23a</b> Income statement gain/loss on sale, exchange, abandonment, worthlessness, or other disposition of assets other than pass-through entities				
<b>b</b> Gross capital gains from Schedule D, excluding amounts from pass-through entities				
<b>c</b> Gross capital losses from Schedule D, excluding amounts from pass-through entities, abandonment losses, and worthless stock losses				
<b>d</b> Net gain/loss reported on Form 4797, line 17, excluding amounts from pass-through entities, abandonment losses, and worthless stock losses				
<b>e</b> Abandonment losses				
<b>f</b> Worthless stock losses (attach statement)				
<b>g</b> Other gain/loss on disposition of assets				
<b>24</b> Capital loss limitation and carryforward used				
<b>25</b> Other income (loss) items with differences (attach statement)				
<b>26 Total income (loss) items.</b> Combine lines 1 through 25				
<b>27 Total expense/deduction items</b> (from Part III, line 40)				
<b>28</b> Other items with no differences				
<b>29a</b> Mixed groups, see instructions. All others, combine lines 26 through 28				
<b>b</b> 1120 subgroup reconciliation totals				
<b>c</b> PC insurance subgroup reconciliation totals				
<b>30 Reconciliation totals.</b> Combine lines 29a through 29c				

**Note:** Line 30, column (a), must equal the amount on Part I, line 11, and column (d) must equal Form 1120-L, page 1, line 20.

M-3 BOOK ADJUSTMENT M-3 TEMPORARY ADJUSTMENT M-3 PERMANENT ADJUSTMENT M-3 RETURN ADJUSTMENT v. 12-2021



Name of corporation (common parent, if consolidated return)

Employer identification number

Check applicable box(es): (1)  Consolidated group (2)  Parent corp (3)  Consolidated eliminations (4)  Subsidiary corp (5)  Mixed 1120-L/PC group

Check if a sub-consolidated: (6)  1120-L group (7)  1120-L eliminations

Name of subsidiary (if consolidated return)

Employer identification number

**Part III Reconciliation of Net Income (Loss) per Income Statement of Includible Corporations With Taxable Income per Return—Expense/Deduction Items** (see instructions)

Expense/Deduction Items	(a) Expense per Income Statement	(b) Temporary Difference	(c) Permanent Difference	(d) Deduction per Tax Return
1 U.S. current income tax expense . . . . .				
2 U.S. deferred income tax expense . . . . .				
3 State and local current income tax expense . . . . .				
4 State and local deferred income tax expense . . . . .				
5 Foreign current income tax expense (other than foreign withholding taxes) . . . . .				
6 Foreign deferred income tax expense . . . . .				
7 Foreign withholding taxes . . . . .				
8 Equity-based compensation . . . . .				
9 Capitalization of deferred acquisition costs . . . . .				
10 Amortization of deferred acquisition costs . . . . .				
11 Meals and entertainment . . . . .				
12 Fines and penalties . . . . .				
13 Judgments, damages, awards, and similar costs . . . . .				
14 Parachute payments . . . . .				
15 Compensation with section 162(m) limitation . . . . .				
16 Pension and profit-sharing . . . . .				
17 Other post-retirement benefits . . . . .				
18 Deferred compensation . . . . .				
19 Charitable contribution of cash and tangible property . . . . .				
20 Charitable contribution of intangible property . . . . .				
21 Charitable contribution limitation/carryforward . . . . .				
22 Change in section 807(c)(1) tax reserves . . . . .				
23 Change in section 807(c)(2) tax reserves . . . . .				
24 Change in all other section 807(c) tax reserves . . . . .				
25 Section 807(f) and Reserve Transition Relief adjustments for change in computing reserves (see instructions) . . . . .				
26 Section 807(a)(2)(B) tax reserve amount with respect to policyholder share of tax-exempt interest . . . . .				
27 Current year acquisition/reorganization costs (attach statement)				
28 Amortization of acquisition, reorganization, and start-up costs				
29 Amortization/impairment of goodwill, insurance in force, and ceding commissions . . . . .				
30 Other amortization or impairment write-offs . . . . .				
31 Section 846 amount . . . . .				
32 Depreciation . . . . .				
33 Bad debt expense/agency balances written off . . . . .				
34 Corporate-owned life insurance premiums . . . . .				
35 Purchase versus lease (for purchasers and/or lessees)				
36 Interest expense (attach Form 8916-A) . . . . .				
37 Research and development costs . . . . .				
38 Section 118 exclusion (attach statement) . . . . .				
39 Other expense/deduction items with differences (attach statement)				
40 <b>Total expense/deduction items.</b> Combine lines 1 through 39. Enter here and on Part II, line 27, reporting positive amounts as negative and negative amounts as positive . . . . .				

MERGE-EIN

PRIOR YEAR EIN

P-TAX BASE CODE

Form 1120-PC

U.S. Property and Casualty Insurance Company
Income Tax Return

OMB No. 1545-0123

Department of the Treasury
Internal Revenue Service

For calendar year 2022, or tax year beginning 2022, ending 2022

2022

Go to www.irs.gov/Form1120PC for instructions and the latest information.

Header section A-D: Check if: 1 Consolidated return, 2 Life-nonlife consolidated return, 3 Schedule M-3. Includes fields for Name, COUNTRY OF INCORPORATION, Number, street, and room or suite no., City or town, state or province, country, and ZIP or foreign postal code, and Employer identification number.

Main tax computation section 1-19: Taxable income, Foreign tax credit, Partnership income, Personal holding company tax, Recapture taxes, Amount owed, Overpayment. Includes sub-sections like FOREIGN TAX CREDIT ADJUSTMENT and PARTNERSHIP INCOME.

Sign Here: Under penalties of perjury, I declare that I have examined this return, including accompanying schedules and statements, and to the best of my knowledge and belief, it is true, correct, and complete. Declaration of preparer (other than taxpayer) is based on all information of which preparer has any knowledge.

Paid Preparer Use Only: Print/Type preparer's name, Preparer's signature, Date, Check if self-employed, PTIN, Firm's name, Firm's EIN, Firm's address, Phone no.

<b>Schedule A Taxable Income—Section 832</b> (see instructions)						
<b>Income</b>	<b>1</b>	Premiums earned (Schedule E, line 7)		<b>1</b>		
	<b>2</b>	Dividends and inclusions (Schedule C, line 17)		<b>2</b>		
			(a) Interest received	(b) Amortization of premium		
	<b>3a</b>	Interest (including tax-exempt interest)				
	<b>b</b>	Interest exempt under section 103				
	<b>c</b>	Subtract line 3b from line 3a				
	<b>d</b>	Taxable interest. Subtract line 3c, column (b), from line 3c, column (a)			<b>3d</b>	
	<b>4</b>	Rents			<b>4</b>	
	<b>5</b>	Royalties			<b>5</b>	
	<b>6</b>	Capital gain net income (see instructions) (attach Schedule D (Form 1120))			<b>6</b>	
	<b>7</b>	Net gain or (loss) from Form 4797, Part II, line 17 (attach Form 4797)			<b>7</b>	
	<b>8</b>	Certain mutual fire or flood insurance company premiums (section 832(b)(1)(D))			<b>8</b>	
	<b>9</b>	Income on account of special income and deduction accounts			<b>9</b>	
	<b>10</b>	Income from protection against loss account (see instructions)			<b>10</b>	
<b>11</b>	Mutual interinsurers or reciprocal underwriters—decrease in subscriber accounts			<b>11</b>		
<b>12</b>	Reserved for future use			<b>12</b>		
<b>13</b>	Other income (attach statement) <b>INCOME ADJUSTMENT</b>			<b>13</b>		
<b>14</b>	Gross income. Add lines 1 through 13			<b>14</b>		
<b>Deductions (See instructions for limitations on deductions.)</b>	<b>15</b>	Compensation of officers (see instructions) (attach statement)		<b>15</b>		
	<b>16</b>	Salaries and wages (less employment credits)		<b>16</b>		
	<b>17</b>	Agency balances and bills receivable that became worthless during the tax year		<b>17</b>		
	<b>18</b>	Rents		<b>18</b>		
	<b>19</b>	Taxes and licenses		<b>19</b>		
	<b>20a</b>	Interest		<b>b</b> Less tax-exempt interest exp.	<b>c</b> Bal.	
	<b>21</b>	Charitable contributions		<b>21</b>		
	<b>22</b>	Depreciation (attach Form 4562)		<b>22</b>		
	<b>23</b>	Depletion		<b>23</b>		
	<b>24</b>	Pension, profit-sharing, etc., plans		<b>24</b>		
	<b>25</b>	Employee benefit programs		<b>25</b>		
	<b>26</b>	Losses incurred (Schedule F, line 14)		<b>26</b>		
	<b>27</b>	Reserved for future use		<b>27</b>		
	<b>28</b>	Other capital losses (Schedule G, line 12, column (g))		<b>28</b>		
	<b>29</b>	Dividends to policyholders		<b>29</b>		
	<b>30</b>	Mutual interinsurers or reciprocal underwriters—increase in subscriber accounts <b>ESOP DIVIDENDS REPAIRS</b>		<b>30</b>		
	<b>31</b>	Other deductions (see instructions) (attach statement) <b>ADVERTISING</b>		<b>31</b>		
	<b>32</b>	<b>Total deductions.</b> Add lines 15 through 31 <b>TOTAL AMORTIZATION</b>		<b>32</b>		
	<b>33</b>	<b>Subtotal.</b> Subtract line 32 from line 14 <b>DEDUCTION ADJUSTMENT</b>		<b>33</b>		
	<b>34a</b>	Special deduction for section 833 organizations (Schedule H, line 6)		<b>34a</b>		
<b>b</b>	Deduction on account of special income and deduction accounts		<b>34b</b>			
<b>c</b>	<b>Total.</b> Add lines 34a and 34b		<b>34c</b>			
<b>35</b>	<b>Subtotal.</b> Subtract line 34c from line 33		<b>35</b>			
<b>36a</b>	Dividends received and other special deductions (Schedule C, line 30)		<b>36a</b>			
<b>b</b>	Net operating loss deduction		<b>36b</b>			
<b>c</b>	<b>Total.</b> Add lines 36a and 36b		<b>36c</b>			
<b>37</b>	<b>Taxable income.</b> Subtract line 36c from line 35. Enter here and on page 1, line 1		<b>37</b>			

**Schedule B Part I—Taxable Investment Income of Electing Small Companies** (section 834) (see instructions)

		(a) Interest received	(b) Amortization of premium		
<b>Income</b>	<b>1a</b> Interest (including tax-exempt interest)				
	<b>b</b> Interest exempt under section 103				
	<b>c</b> Subtract line 1b from line 1a				
	<b>d</b> Taxable interest. Subtract line 1c, column (b), from line 1c, column (a)			<b>1d</b>	
	<b>2</b> Dividends and inclusions (Schedule C, line 17)			<b>2</b>	
	<b>3</b> Rents			<b>3</b>	
	<b>4</b> Royalties			<b>4</b>	
	<b>5</b> Gross income from a trade or business, other than an insurance business, and from Form 4797			<b>5</b>	
<b>6</b> Income from leases described in sections 834(b)(1)(B) and 834(b)(1)(C)			<b>6</b>	<b>INCOME ADJUSTMENT</b>	
<b>7</b> Capital gain net income from Schedule D (Form 1120), line 18			<b>7</b>		
<b>8</b> Gross investment income. Add lines 1d through 7			<b>8</b>		
<b>Deductions</b>	<b>9</b> Real estate taxes			<b>9</b>	
	<b>10</b> Other real estate expenses			<b>10</b>	
	<b>11</b> Depreciation (attach Form 4562)			<b>11</b>	
	<b>12</b> Depletion			<b>12</b>	
	<b>13</b> Trade or business deductions as provided in section 834(c)(8) (attach statement)			<b>13</b>	
	<b>14</b> Interest			<b>14</b>	
	<b>15</b> Other capital losses (Schedule G, line 12, column (g))			<b>15</b>	
	<b>16</b> Total. Add lines 9 through 15			<b>16</b>	
	<b>17</b> Investment expenses (see instructions) (attach statement)			<b>17</b>	
	<b>18</b> Total deductions. Add lines 16 and 17			<b>18</b>	<b>DEDUCTION ADJUSTMENT</b>
	<b>19</b> Subtract line 18 from line 8			<b>19</b>	
<b>20</b> Dividends received and other special deductions (Schedule C, line 30)			<b>20</b>		
<b>21</b> Taxable investment income. Subtract line 20 from line 19. Enter here and on page 1, line 2			<b>21</b>		

**Part II—Invested Assets Book Values**

**Note:** Complete only if claiming a deduction for general expenses allocated to investment income.

		(a) Beginning of tax year	(b) End of tax year	
<b>22</b>	Real estate			
<b>23</b>	Mortgage loans			
<b>24</b>	Collateral loans			
<b>25</b>	Policy loans, including premium notes			
<b>26</b>	Bonds of domestic corporations			
<b>27</b>	Stock of domestic corporations			
<b>28</b>	Government obligations, etc.			
<b>29</b>	Bank deposits bearing interest			
<b>30</b>	Other interest-bearing assets (attach statement)			
<b>31</b>	Total. Add lines 22 through 30			
<b>32</b>	Add columns (a) and (b), line 31			<b>32</b>
<b>33</b>	Mean of invested assets for the tax year. Enter one-half of line 32			<b>33</b>
<b>34</b>	Multiply line 33 by 0.0025			<b>34</b>
<b>35</b>	Income base. Line 1b, column (a), plus line 8 less the sum of line 1b, column (b), and line 16			<b>35</b>
<b>36</b>	Multiply line 33 by 0.0375			<b>36</b>
<b>37</b>	Subtract line 36 from line 35. Don't enter less than zero			<b>37</b>
<b>38</b>	Multiply line 37 by 0.25			<b>38</b>
<b>39</b>	Limitation on deduction for investment expenses. Add lines 34 and 38			<b>39</b>

Form **1120-PC** (2022)

**WHEN IDENTIFIABLE:** COMPENSATION OF OFFICERS, SALARIES+WAGES, ESOP DIVS., RENT PAID, TAXES PAID, ADVERTISING, PENSION-PROFIT SHARING PLANS, CONTRIBUTIONS, EMPLOYEE BENEFIT PROGRAMS, TOTAL AMORTIZATION, BAD DEBTS, REPAIRS

**Schedule C Dividends, Inclusions, Dividends-Received Deduction, and Other Special Deductions**  
(see instructions)

Income		Dividends and Inclusions	
		(a) Subject to section 832(b)(5)(B)	(b) Dividends and inclusions
1	Dividends from less-than-20%-owned domestic corporations (other than debt-financed stock)		
2	Dividends from 20%-or-more-owned domestic corporations (other than debt-financed stock)		
3	Dividends on certain debt-financed stock of domestic and foreign corporations		
4	Dividends on certain preferred stock of less-than-20%-owned public utilities		
5	Dividends on certain preferred stock of 20%-or-more-owned public utilities		
6	Dividends from less-than-20%-owned foreign corporations and certain foreign sales corporations (FSCs)		
7	Dividends from 20%-or-more-owned foreign corporations and certain FSCs		
8	Dividends from wholly owned foreign subsidiaries and certain FSCs		
9	Dividends from certain affiliated companies <b>DIVIDEND AFFILIATED ADJUSTMENT</b>		
10	Foreign-source portion of dividends received from a specified 10%-owned foreign corporation (excluding hybrid dividends) (see instructions)		
11	Dividends from foreign corporations not included on line 3, 6, 7, 8, or 10 (including any hybrid dividend)		
12a	Subpart F inclusions derived from the sale by a controlled foreign corporation (CFC) of the stock of a lower-tier foreign corporation treated as a dividend (attach Form(s) 5471) (see instructions)		
12b	Subpart F inclusions derived from hybrid dividends of tiered corporations (attach Form(s) 5471) (see instructions)		
12c	Other inclusions from CFCs under subpart F not included on line 12a, 12b, or 13 (attach Form(s) 5471)		
13	Global intangible low-taxed income (GILTI) (attach Forms 5471 and 8992)		
14	Gross-up for foreign taxes deemed paid <b>DIVIDENDS FROM CERTAIN FSC'S</b>		
15	Reserved for future use <b>DIVIDENDS FROM IC-DISC</b>		
16	Other dividends (attach statement) <b>DIVIDEND ADJUSTMENT</b>		
17	<b>Total dividends and inclusions.</b> Add lines 1 through 16. Enter here and on Schedule A, line 2, or Schedule B, line 2, whichever applies		
Deductions		Dividends Received and Other Special Deductions	
		(a) Subject to section 832(b)(5)(B)	(b) Total dividends received and special deductions
18	Multiply line 1 by 50% (0.50)		
19	Multiply line 2 by 65% (0.65)		
20	Deduction for line 3 (see instructions)		
21	Multiply line 4 by 23.3% (0.233)		
22	Multiply line 5 by 26.7% (0.267)		
23	Multiply line 6 by 50% (0.50)		
24	Multiply line 7 by 65% (0.65)		
25	Enter the amount from line 8		
26	<b>Total.</b> Add lines 18 through 25. (See instructions for limitation.)		
27	<b>Total.</b> Add line 26, column (a), and line 9, column (a). Enter here and on Schedule F, line 10 <b>SPECIAL DEDUCTION ADJ.</b>		
28	Section 250 deduction (attach Form 8993)		
29	Reserved for future use		
30	<b>Total deductions.</b> Add line 26, column (b), and lines 9, 10, 12a, and 28, column (b). Enter here and on Schedule A, line 36a, or Schedule B, line 20, whichever applies		

**Schedule E Premiums Earned—Section 832 (see instructions)**

<b>1</b>	Net premiums written . . . . .		<b>1</b>	
<b>2</b>	Unearned premiums on outstanding business at the end of the preceding tax year:			
<b>a</b>	Enter 100% of life insurance reserves included in unearned premiums (section 832(b)(7)(A)) and unearned premiums of section 833 organizations. See instructions . . . . .	<b>2a</b>		
<b>b</b>	Enter 90% of unearned premiums attributable to insuring certain securities . . . . .	<b>2b</b>		
<b>c</b>	Discounted unearned premiums attributable to title insurance . . . . .	<b>2c</b>		
<b>d</b>	Enter 80% of all other unearned premiums. See instructions . . . . .	<b>2d</b>		
<b>e</b>	<b>Total.</b> Add lines 2a through 2d . . . . .		<b>2e</b>	
<b>3</b>	<b>Total.</b> Add lines 1 and 2e . . . . .		<b>3</b>	
<b>4</b>	Unearned premiums on outstanding business at the end of the current tax year:			
<b>a</b>	Enter 100% of life insurance reserves included in unearned premiums (section 832(b)(7)(A)) and unearned premiums of section 833 organizations. See instructions . . . . .	<b>4a</b>		
<b>b</b>	Enter 90% of unearned premiums attributable to insuring certain securities . . . . .	<b>4b</b>		
<b>c</b>	Discounted unearned premiums attributable to title insurance . . . . .	<b>4c</b>		
<b>d</b>	Enter 80% of all other unearned premiums. See instructions . . . . .	<b>4d</b>		
<b>e</b>	<b>Total.</b> Add lines 4a through 4d . . . . .		<b>4e</b>	
<b>5</b>	Subtract line 4e from line 3 . . . . .		<b>5</b>	
<b>6</b>	Transitional adjustments under section 832(b)(7)(D) (see instructions) . . . . .		<b>6</b>	
<b>7</b>	<b>Premiums earned.</b> Add lines 5 and 6. Enter here and on Schedule A, line 1 . . . . .		<b>7</b>	

**Schedule F Losses Incurred (section 832) (see instructions)**

<b>1</b>	Losses paid during the tax year (attach reconciliation to annual statement) . . . . .		<b>1</b>	
<b>2</b>	Balance outstanding at the end of the current tax year for:			
<b>a</b>	Unpaid losses on life insurance contracts . . . . .	<b>2a</b>		
<b>b</b>	Discounted unpaid losses . . . . .	<b>2b</b>		
<b>c</b>	<b>Total.</b> Add lines 2a and 2b . . . . .		<b>2c</b>	
<b>3</b>	Add lines 1 and 2c . . . . .		<b>3</b>	
<b>4</b>	Balance outstanding at the end of the preceding tax year for:			
<b>a</b>	Unpaid losses on life insurance contracts . . . . .	<b>4a</b>		
<b>b</b>	Discounted unpaid losses . . . . .	<b>4b</b>		
<b>c</b>	<b>Total.</b> Add lines 4a and 4b . . . . .		<b>4c</b>	
<b>5</b>	Subtract line 4c from line 3 . . . . .		<b>5</b>	
<b>6</b>	Estimated salvage and reinsurance recoverable at the end of the preceding tax year . . . . .		<b>6</b>	
<b>7</b>	Estimated salvage and reinsurance recoverable at the end of the current tax year . . . . .		<b>7</b>	
<b>8</b>	Losses incurred (line 5 plus line 6 less line 7) . . . . .		<b>8</b>	
<b>9</b>	Tax-exempt interest subject to section 832(b)(5)(B) . . . . .	<b>9</b>		
<b>10</b>	Dividends-received deduction subject to section 832(b)(5)(B) (Schedule C, line 27) . . . . .	<b>10</b>		
<b>11</b>	The increase in policy cash value of section 264(f) policies, as defined in section 805(a)(4)(F) . . . . .	<b>11</b>		
<b>12</b>	<b>Total.</b> Add lines 9, 10, and 11 . . . . .		<b>12</b>	
<b>13</b>	Reduction of deduction under section 832(b)(5)(B). Multiply line 12 by applicable percentage. See instructions . . . . .		<b>13</b>	
<b>14</b>	<b>Losses incurred deductible under section 832(c)(4).</b> Subtract line 13 from line 8. Enter here and on Schedule A, line 26 . . . . .		<b>14</b>	

**Schedule G Other Capital Losses** (see instructions)

**Note:** Include capital assets sold or exchanged to meet abnormal insurance losses and to pay dividends and similar distributions to policyholders.

<b>1</b>	Dividends and similar distributions paid to policyholders . . . . .	<b>1</b>	
<b>2</b>	Losses paid . . . . .	<b>2</b>	
<b>3</b>	Expenses paid . . . . .	<b>3</b>	
<b>4</b>	<b>Total.</b> Add lines 1, 2, and 3 . . . . .	<b>4</b>	
<b>Note:</b> Adjust lines 5 through 8 to cash method if necessary.			
<b>5</b>	Interest received . . . . .	<b>5</b>	
<b>6</b>	Dividends received and inclusions (Schedule C, line 17) . . . . .	<b>6</b>	
<b>7</b>	Gross rents, gross royalties, lease income, etc., and gross income from a trade or business other than an insurance business including income from Form 4797 (include gains for invested assets only) . . . . .	<b>7</b>	
<b>8</b>	Net premiums received . . . . .	<b>8</b>	
<b>9</b>	<b>Total.</b> Add lines 5 through 8 . . . . .	<b>9</b>	
<b>10</b>	Limitation on gross receipts from sales of capital assets. Line 4 less line 9. If zero or less, enter -0- . . . . .	<b>10</b>	
	<b>(a)</b> Description of capital asset	<b>(b)</b> Date acquired	<b>(c)</b> Gross sales price
			<b>(d)</b> Cost or other basis
			<b>(e)</b> Expense of sale
			<b>(f)</b> Depreciation allowed (or allowable)
			<b>(g)</b> Loss ((d) plus (e) less the sum of (c) and (f))
<b>11</b>			
<b>12</b>	<b>Totals.</b> Column (c) must not be more than line 10. (Enter amount from column (g) on Schedule A, line 28, or Schedule B, line 15, whichever applies.) . . . . .		

**Schedule H Special Deduction and Ending Adjusted Surplus for Section 833 Organizations** (see instructions)

<b>1</b>	Healthcare claims incurred during the tax year and liabilities incurred during the tax year under cost-plus contracts . . . . .	<b>1</b>	
<b>2</b>	Expenses incurred during the tax year in connection with the administration, adjustment, or settlement of healthcare claims or in connection with the administration of cost-plus contracts . . . . .	<b>2</b>	
<b>3</b>	<b>Total.</b> Add lines 1 and 2 . . . . .	<b>3</b>	
<b>4</b>	Multiply line 3 by 0.25 . . . . .	<b>4</b>	
<b>5</b>	Beginning adjusted surplus . . . . .	<b>5</b>	
<b>6</b>	<b>Special deduction.</b> If you checked "No" on line 13 of Schedule I, enter -0- here; you can't take the special deduction. All others subtract line 5 from line 4. If zero or less, enter -0-. Enter amount here and on Schedule A, line 34a. See instructions for limitation . . . . .	<b>6</b>	
<b>7</b>	Net operating loss deduction (Schedule A, line 36b) . . . . .	<b>7</b>	
<b>8</b>	Net exempt income:		
<b>a</b>	Adjusted tax-exempt income . . . . .	<b>8a</b>	
<b>b</b>	Adjusted dividends-received deduction . . . . .	<b>8b</b>	
<b>9</b>	Taxable income (Schedule A, line 37) . . . . .	<b>9</b>	
<b>10</b>	<b>Ending adjusted surplus.</b> Add lines 5 through 9 . . . . .	<b>10</b>	



**Schedule I Other Information** (see instructions)

		Yes	No			Yes	No
<b>1</b>	Check method of accounting:			<b>7a</b>	Enter the total unpaid losses shown on the corporation's annual statement:		
<b>a</b>	<input type="checkbox"/> Cash			<b>(1)</b>	For the current tax year: \$		
<b>b</b>	<input type="checkbox"/> Accrual			<b>(2)</b>	For the previous tax year: \$		
<b>c</b>	<input type="checkbox"/> Other (specify) _____			<b>b</b>	Enter the total unpaid loss adjustment expenses shown on the corporation's annual statement:		
<b>2</b>	Check box for kind of company:			<b>(1)</b>	For the current tax year: \$		
<b>a</b>	<input type="checkbox"/> Mutual			<b>(2)</b>	For the previous tax year: \$		
<b>b</b>	<input type="checkbox"/> Stock			<b>8</b>	Does the corporation discount any of the loss reserves shown on its annual statement? . . .		
<b>3</b>	At the end of the tax year, did the corporation own, directly or indirectly, 50% or more of the voting stock of a domestic corporation? (For rules of attribution, see section 267(c).) . . . . .			<b>9</b>	Enter the amount of tax-exempt interest received or accrued during the tax year: \$ _____		
	If "Yes," attach a statement showing <b>(a)</b> name and employer identification number (EIN), <b>(b)</b> percentage owned, and <b>(c)</b> taxable income or (loss) before NOL and special deductions of such corporation for the tax year ending with or within your tax year.			<b>10</b>	If the corporation has an NOL for the tax year and is electing to forgo the carryback period, check here . . . . .		
<b>4</b>	Is the corporation a subsidiary in an affiliated group or a parent-subsidiary controlled group? . . . .				If the corporation is filing a consolidated return, the statement required by Regulations section 1.1502-21(b)(3) must be attached or the election won't be valid.		
	If "Yes," enter name and EIN of the parent corporation _____			<b>11</b>	Enter the available NOL carryover from prior tax years. (Don't reduce it by any deduction on Schedule A, line 36b.) . . . \$ _____		
	----- <b>PARENT EIN</b> -----			<b>12</b>	Is the corporation required to file Schedule UTP (Form 1120), Uncertain Tax Position Statement? See instructions . . . . .		
	----- <b>PARENT NAME</b> -----				If "Yes," complete and attach Schedule UTP.		
<b>5</b>	At the end of the tax year, did any individual, partnership, corporation, estate, or trust own, directly or indirectly, 50% or more of the corporation's voting stock? (For rules of attribution, see section 267(c).)			<b>13</b>	If the corporation is a Blue Cross or Blue Shield organization described in section 833(c)(2), or other organization described in section 833(c)(3), did it meet the medical loss ratio (MLR) requirements of section 833(c)(5)? . . . . .		
	If "Yes," attach a statement showing name and identifying number. (Don't include any information already entered on line 4 above.)				Enter:		
	Enter percentage owned _____			<b>(a)</b>	Section 833(c)(5) MLR numerator . . . \$ _____		
<b>6</b>	At any time during the tax year, did one foreign person own, directly or indirectly, at least 25% of <b>(a)</b> the total voting power of all classes of stock of the corporation entitled to vote, or <b>(b)</b> the total value of all classes of stock of the corporation? . . . .			<b>(b)</b>	Section 833(c)(5) MLR denominator . . . \$ _____		
	If "Yes," enter:			<b>(c)</b>	Section 833(c)(5) MLR . . . % _____		
	<b>a</b> Percentage owned, and _____			<b>14</b>	If the corporation is a small company as defined in section 831(b)(2) and elects under section 831(b)(2)(A)(iii) to be taxed on taxable investment income:		
	<b>b</b> Owner's country _____				<b>(a)</b> Does the corporation satisfy the diversification requirements of section 831(b)(2)(B)(i)(I) because no more than 20% of the net written premiums (or, if greater, direct written premiums) of the corporation for the tax year is attributable to any one policyholder? . . . . .		
	<b>(c)</b> The corporation may have to file <b>Form 5472</b> , Information Return of a 25% Foreign-Owned U.S. Corporation or a Foreign Corporation Engaged in a U.S. Trade or Business. Enter number of Forms 5472 attached . . . . .				<b>(b)</b> If the answer to (a) is "No," does the corporation satisfy the diversification requirements of section 831(b)(2)(B)(i)(II)? . . . . .		



**Schedule I Other Information** (see instructions) (continued)

		Yes	No			Yes	No
15	Does the corporation have gross receipts of at least \$500 million in any of the 3 preceding tax years? (See section 59A(e)(2) and (3).) . . . . . If "Yes," complete and attach Form 8991.			17	Did the corporation have an election under section 163(j) for any real property trade or business or any farming business in effect during the tax year? See instructions . . . . .		
16	During the tax year, did the corporation pay or accrue any interest or royalty for which the deduction is not allowed under section 267A? See instructions . . . . . If "Yes," enter the total amount of the disallowed deductions . . . . . \$			18	Is the corporation required to file Form 8990, Limitation on Business Interest Expense Under Section 163(j), to calculate the amount of deductible business interest? See instructions . . . . .		

**Schedule L Balance Sheets per Books**

**Note:** All filers are required to complete this schedule.

	Beginning of tax year		End of tax year	
	(a)	(b)	(c)	(d)
<b>Assets</b>				
1 Cash . . . . .				
2a Trade notes and accounts receivable . . . . .				
b Less allowance for bad debts . . . . .	( )		( )	
3 Inventories . . . . .				
4 U.S. Government obligations . . . . .				
5 Tax-exempt securities (see instructions) . . . . .				
6 Other current assets (attach statement) . . . . .				
7 Loans to shareholders . . . . .				
8 Mortgage and real estate loans . . . . .				
9 Other investments (attach statement) . . . . .				
10a Buildings and other depreciable assets . . . . .				
b Less accumulated depreciation . . . . .	( )		( )	
11a Depletable assets . . . . .				
b Less accumulated depletion . . . . .	( )		( )	
12 Land (net of any amortization) . . . . .				
13a Intangible assets (amortizable only) . . . . .				
b Less accumulated amortization . . . . .	( )		( )	
14 Other assets (attach statement) . . . . .				
15 <b>Total assets</b> . . . . . <b>ASSET ADJUSTMENT END OF YEAR</b>				
<b>Liabilities and Shareholders' Equity</b>				
16 Accounts payable . . . . .				
17 Mortgages, notes, bonds payable in less than 1 year . . . . .				
18 Insurance liabilities (see instructions) . . . . .				
19 Other current liabilities (attach statement) . . . . .				
20 Loans from shareholders . . . . .				
21 Mortgages, notes, bonds payable in 1 year or more . . . . .				
22 Other liabilities (attach statement) . . . . .				
23 Capital stock: a Preferred stock . . . . .				
b Common stock . . . . .				
24 Additional paid-in capital . . . . .				
25 Retained earnings—appropriated (attach statement) . . . . .				
26 Retained earnings—unappropriated . . . . .				
27 Adjustments to shareholders' equity (attach statement) . . . . .				
28 Less cost of treasury stock <b>LIABILITY ADJUSTMENT END OF YEAR</b>				
29 <b>Total liabilities and shareholders' equity</b>				

**Schedule M-1 Reconciliation of Income (Loss) per Books With Income (Loss) per Return**

**Note:** Schedule M-3 required instead of Schedule M-1 if total assets are \$10 million or more. See instructions.

<b>1</b>	Net income (loss) per books . . . . .				<b>7</b> Income recorded on books this year not included in this return (itemize):	
<b>2</b>	Federal income tax per books . . . . .				<b>a</b> Tax-exempt interest \$	
<b>3</b>	Excess of capital losses over capital gains					
<b>4</b>	Income subject to tax not recorded on books this year (itemize):					
<b>5</b>	Expenses recorded on books this year not deducted in this return (itemize):				<b>8</b> Deductions in this tax return not charged against book income this year (itemize):	
<b>a</b>	Depreciation \$				<b>a</b> Depreciation \$	
<b>b</b>	Charitable contributions \$				<b>b</b> Charitable contributions \$	
<b>c</b>	Travel and entertainment \$					
<b>6</b>	Add lines 1 through 5 . . . . .				<b>9</b> Add lines 7 and 8 . . . . .	
					<b>10</b> Income (Schedule A, line 35, or Schedule B, line 19, if applicable)—line 6 less line 9	

**Schedule M-2 Analysis of Unappropriated Retained Earnings per Books (line 26, Schedule L)**

<b>1</b>	Balance at beginning of year . . . . .				<b>5</b> Distributions: <b>a</b> Cash . . . . .	
<b>2</b>	Net income (loss) per books . . . . .				<b>b</b> Stock . . . . .	
<b>3</b>	Other increases (itemize):				<b>c</b> Property . . . . .	
					<b>6</b> Other decreases (itemize):	
					<b>7</b> Add lines 5 and 6 . . . . .	
<b>4</b>	Add lines 1, 2, and 3 . . . . .				<b>8</b> Balance at end of year (line 4 less line 7)	

**Net Income (Loss) Reconciliation for U.S. Property and Casualty Insurance Companies With Total Assets of \$10 Million or More**

OMB No. 1545-0123

▶ Attach to Form 1120-PC.  
▶ Go to [www.irs.gov/Form1120PC](http://www.irs.gov/Form1120PC) for instructions and the latest information.

Check applicable box(es). (1)  Non-consolidated return (2)  Consolidated return (Form 1120-PC only)  
 **M3-RTN-CD** (3)  Mixed 1120/L/PC group (4)  Dormant subsidiaries schedule attached

Name of corporation (common parent, if consolidated return) \_\_\_\_\_ Employer identification number \_\_\_\_\_

**Part I Financial Information and Net Income (Loss) Reconciliation** (see instructions)

**1a** Did the corporation file SEC Form 10-K for its income statement period ending with or within this tax year?  
 **Yes.** Skip lines 1b and 1c and complete lines 2a through 11 with respect to that SEC Form 10-K.  
 **No.** Go to line 1b. See instructions if multiple non-tax-basis income statements are prepared.

**b** Did the corporation prepare a certified audited non-tax-basis income statement for that period?  
 **Yes.** Skip line 1c and complete lines 2a through 11 with respect to that income statement.  
 **No.** Go to line 1c.

**c** Did the corporation prepare a non-tax-basis income statement for that period?  
 **Yes.** Complete lines 2a through 11 with respect to that income statement.  
 **No.** Skip lines 2a through 3c and enter the corporation's net income (loss) per its books and records on line 4a.

**2a** Enter the income statement period: Beginning \_\_\_\_\_ Ending \_\_\_\_\_

**b** Has the corporation's income statement been restated for the income statement period on line 2a?  
 **Yes.** (If "Yes," attach an explanation and the amount of each item restated.)  
 **No.**

**c** Has the corporation's income statement been restated for any of the five income statement periods preceding the period on line 2a?  
 **Yes.** (If "Yes," attach an explanation and the amount of each item restated.)  
 **No.**

**3a** Is any of the corporation's voting common stock publicly traded?  
 **Yes.**  
 **No.** If "No," go to line 4a.

**b** Enter the symbol of the corporation's primary U.S. publicly traded voting common stock \_\_\_\_\_

**c** Enter the nine-digit CUSIP number of the corporation's primary publicly traded voting common stock \_\_\_\_\_

<b>4a</b> Worldwide consolidated net income (loss) from income statement source identified in Part I, line 1 . . . . .	<b>4a</b>	
<b>b</b> Indicate accounting standard used for line 4a (see instructions). (1) <input type="checkbox"/> GAAP (2) <input type="checkbox"/> IFRS (3) <input type="checkbox"/> Statutory (4) <input type="checkbox"/> Other (specify) _____		
<b>5a</b> Net income from nonincludible foreign entities (attach statement) . . . . .	<b>5a</b>	( )
<b>b</b> Net loss from nonincludible foreign entities (attach statement and enter as a positive amount) . . . . .	<b>5b</b>	
<b>6a</b> Net income from nonincludible U.S. entities (attach statement) . . . . .	<b>6a</b>	( )
<b>b</b> Net loss from nonincludible U.S. entities (attach statement and enter as a positive amount) . . . . .	<b>6b</b>	
<b>7a</b> Net income (loss) of other includible foreign disregarded entities (attach statement) . . . . .	<b>7a</b>	
<b>b</b> Net income (loss) of other includible U.S. disregarded entities (attach statement) . . . . .	<b>7b</b>	
<b>c</b> Net income (loss) of other includible corporations (attach statement) . . . . .	<b>7c</b>	
<b>8</b> Adjustment to eliminations of transactions between includible entities and nonincludible entities (attach statement) . . . . .	<b>8</b>	
<b>9</b> Adjustment to reconcile income statement period to tax year (attach statement) . . . . .	<b>9</b>	
<b>10a</b> Intercompany dividend adjustments to reconcile to line 11 (attach statement) . . . . .	<b>10a</b>	
<b>b</b> Other statutory accounting adjustments to reconcile to line 11 (attach statement) . . . . .	<b>10b</b>	
<b>c</b> Other adjustments to reconcile to amount on line 11 (attach statement) . . . . .	<b>10c</b>	
<b>11</b> <b>Net income (loss) per income statement of includible corporations.</b> Combine lines 4a through 10c. <b>Note:</b> Part I, line 11, must equal the amount on Part II, line 30, column (a) and on Schedule M-2, line 2.	<b>11</b>	

**12** Enter the total amount (not just the corporation's share) of the assets and liabilities of all entities included or removed on the following lines.

	Total Assets	Total Liabilities
<b>a</b> Included on Part I, line 4 . . . . . ▶		
<b>b</b> Removed on Part I, line 5 . . . . . ▶		
<b>c</b> Removed on Part I, line 6 . . . . . ▶		
<b>d</b> Included on Part I, line 7 . . . . . ▶		

Name of corporation (common parent, if consolidated return)	Employer identification number
Check applicable box(es). (1) <input type="checkbox"/> Consolidated group (2) <input type="checkbox"/> Parent corp. (3) <input type="checkbox"/> Consolidated eliminations (4) <input type="checkbox"/> Subsidiary corp. (5) <input type="checkbox"/> Mixed 1120/L/PC group Check if a sub-consolidated: (6) <input type="checkbox"/> 1120-PC group (7) <input type="checkbox"/> 1120-PC eliminations	
Name of subsidiary (if consolidated return)	Employer identification number

**Part II Reconciliation of Net Income (Loss) per Income Statement of Includible Corporations With Taxable Income per Return** (see instructions)

	(a) Income (Loss) per Income Statement	(b) Temporary Difference	(c) Permanent Difference	(d) Income (Loss) per Tax Return
<b>Income (Loss) Items</b> (Attach statements for lines 1 through 11)				
1 Income (loss) from equity method foreign corporations				
2 Gross foreign dividends not previously taxed . . . . .				
3 Subpart F, QEF, and similar income inclusions . . . . .				
4 Gross-up for foreign taxes deemed paid . . . . .				
5 Gross foreign distributions previously taxed . . . . .				
6 Income (loss) from equity method U.S. corporations . . . . .				
7 U.S. dividends not eliminated in tax consolidation . . . . .				
8 Minority interest for includible corporations . . . . .				
9 Income (loss) from U.S. partnerships . . . . .				
10 Income (loss) from foreign partnerships . . . . .				
11 Income (loss) from other pass-through entities . . . . .				
12 Items relating to reportable transactions (attach statement) . . . . .				
13 Interest income (attach Form 8916-A) . . . . .				
14 Hedging transactions . . . . .				
15 Mark-to-market income (loss) . . . . .				
16 Premium income (attach statement) . . . . .				
17 Sale versus lease (for sellers and/or lessors) . . . . .				
18 Section 481(a) adjustments . . . . .				
19 Reserved for future use . . . . .				
20 Income recognition from long-term contracts . . . . .				
21 Original issue discount and other imputed interest . . . . .				
22 Reserved for future use . . . . .				
23a Income statement gain/loss on sale, exchange, abandonment, worthlessness, or other disposition of assets other than pass-through entities . . . . .				
b Gross capital gains from Schedule D, excluding amounts from pass-through entities . . . . .				
c Gross capital losses from Schedule D, excluding amounts from pass-through entities, abandonment losses, and worthless stock losses . . . . .				
d Net gain/loss reported on Form 4797, line 17, excluding amounts from pass-through entities, abandonment losses, and worthless stock losses . . . . .				
e Abandonment losses . . . . .				
f Worthless stock losses (attach statement) . . . . .				
g Other gain/loss on disposition of assets . . . . .				
24 Capital loss limitation and carryforward used . . . . .				
25 Other income (loss) items with differences (attach statement)				
26 <b>Total income (loss) items.</b> Combine lines 1 through 25				
27 <b>Total expense/deduction items</b> (from Part III, line 40)				
28 Other items with no differences . . . . .				
29a Mixed groups, see instructions. All others, combine lines 26 through 28 . . . . .				
b 1120 subgroup reconciliation totals . . . . .				
c Life insurance subgroup reconciliation totals . . . . .				
30 <b>Reconciliation totals.</b> Combine lines 29a through 29c				

**Note:** Line 30, column (a), must equal the amount on Part I, line 11, and column (d) must equal Form 1120-PC, Schedule A, line 35.

  M-3 BOOK ADJUSTMENT   M-3 TEMPORARY ADJUSTMENT   M-3 PERMANENT ADJUSTMENT   M-3 RETURN ADJUSTMENT v. 12-2021

Name of corporation (common parent, if consolidated return)	Employer identification number
Check applicable box(es). (1) <input type="checkbox"/> Consolidated group (2) <input type="checkbox"/> Parent corp. (3) <input type="checkbox"/> Consolidated eliminations (4) <input type="checkbox"/> Subsidiary corp. (5) <input type="checkbox"/> Mixed 1120/L/PC group	
Check if a sub-consolidated: (6) <input type="checkbox"/> 1120-PC group (7) <input type="checkbox"/> 1120-PC eliminations	
Name of subsidiary (if consolidated return)	Employer identification number

**Part III Reconciliation of Net Income (Loss) per Income Statement of Includible Corporations With Taxable Income per Return – Expense/Deduction Items** (see instructions)

	(a) Expense per Income Statement	(b) Temporary Difference	(c) Permanent Difference	(d) Deduction per Tax Return
1 U.S. current income tax expense . . . . .				
2 U.S. deferred income tax expense . . . . .				
3 State and local current income tax expense . . . . .				
4 State and local deferred income tax expense . . . . .				
5 Foreign current income tax expense (other than foreign withholding taxes) . . . . .				
6 Foreign deferred income tax expense . . . . .				
7 Foreign withholding taxes . . . . .				
8 Stock option expense . . . . .				
9 Other equity-based compensation . . . . .				
10 Meals and entertainment . . . . .				
11 Fines and penalties . . . . .				
12 Judgments, damages, awards, and similar costs . . . . .				
13 Parachute payments . . . . .				
14 Compensation with section 162(m) limitation . . . . .				
15 Pension and profit-sharing . . . . .				
16 Other post-retirement benefits . . . . .				
17 Deferred compensation . . . . .				
18 Charitable contribution of cash and tangible property . . . . .				
19 Charitable contribution of intangible property . . . . .				
20 Charitable contribution limitation/carryforward . . . . .				
21 Write-off of premium receivables . . . . .				
22 Guarantee fund assessments . . . . .				
23 Current year acquisition or reorganization investment banking fees . . . . .				
24 Current year acquisition or reorganization legal and accounting fees . . . . .				
25 Current year acquisition/reorganization other costs . . . . .				
26 Amortization of acquisition, reorganization, and start-up costs . . . . .				
27 Amortization/impairment of goodwill, insurance in force, and ceding commissions . . . . .				
28 Other amortization or impairment write-offs . . . . .				
29 Discounting of unpaid losses (section 846) (attach statement) . . . . .				
30 Reduction of loss deduction (section 832(b)(5)(B)) . . . . .				
31 Depreciation . . . . .				
32 Bad debt expense and/or agency balances written off . . . . .				
33 Reserved for future use . . . . .				
34 Corporate-owned life insurance premiums . . . . .				
35 Purchase versus lease (for purchasers and/or lessees) . . . . .				
36 Interest expense (attach Form 8916-A) . . . . .				
37 Research and development costs . . . . .				
38 Section 118 exclusion (attach statement) . . . . .				
39 Other expense/deduction items with differences (attach statement) . . . . .				
40 <b>Total expense/deduction items.</b> Combine lines 1 through 39. Enter here and on Part II, line 27, reporting positive amounts as negative and negative amounts as positive . . . . .				

PRIOR YEAR EIN

MERGE EIN

Form 1120-REIT

U.S. Income Tax Return for Real Estate Investment Trusts

OMB No. 1545-0123

Department of the Treasury Internal Revenue Service

For calendar year 2022 or tax year beginning , 2022, ending , 20

2022

Go to www.irs.gov/Form1120REIT for instructions and the latest information.

Form header section including: A Year of REIT status election, B Name, C Employer identification number, ACCOUNTING PERIOD INDICATOR, D Date REIT established, E Total assets, F Check applicable box(es), G Identify the type of REIT, H PBA code, PBA CODE, SOI INDUSTRY CODE.

Part I - Real Estate Investment Trust Taxable Income (see instructions)

Income (EXCLUDING income required to be reported in Part II or Part IV)

Table with 8 rows for income items: 1 Dividends, 2 Interest, 3 Gross rents from real property, 4 Other gross rents, 5 Capital gain net income, 6 Net gain or (loss) from Form 4797, 7 Other income, 8 Total income.

Deductions (EXCLUDING deductions directly connected with income required to be reported in Part II or Part IV)

Table with 21 rows for deduction items: 9 Compensation of officers, 10 Salaries and wages, 11 Repairs and maintenance, 12 Bad debts, 13 Rents, 14 Taxes and licenses, 15 Interest, 16 Depreciation, 17 Advertising, 18 Other deductions, 19 Total deductions, 20 Taxable income before net operating loss, 21 Less: a Net operating loss deduction, b Total deduction for dividends paid, c Section 857(b)(2)(E) deduction.

Sign Here

Under penalties of perjury, I declare that I have examined this return, including accompanying schedules and statements, and to the best of my knowledge and belief, it is true, correct, and complete.

Signature of officer, Date, Title

May the IRS discuss this return with the preparer shown below? See instructions. Yes No

Paid Preparer Use Only

Preparer information fields: Print/Type preparer's name, Preparer's signature, Date, Check if self-employed, Firm's name, Firm's address, Firm's EIN, Phone no., PTIN.

For Paperwork Reduction Act Notice, see separate instructions.

Cat. No. 64114F

Form 1120-REIT (2022)

**Tax and Payments**

<b>22</b>	<b>Real estate investment trust taxable income.</b> Subtract line 21d from line 20 . . . . .	<b>22</b>	
<b>23</b>	<b>Total tax</b> (Schedule J, line 8) . . . . .	<b>23</b>	
<b>24</b>	Reserved for future use . . . . .	<b>24</b>	
<b>25</b>	<b>Payments:</b>		
a	2021 overpayment credited to 2022 . . . . .	<b>25a</b>	
b	2022 estimated tax payments . . . . .	<b>25b</b>	
c	Less 2022 refund applied for on Form 4466 . . . . .	<b>25c</b> ( )	
	<b>d Bal</b>	<b>25d</b>	
e	Tax deposited with Form 7004 . . . . .	<b>25e</b>	
f	Credits: <b>(1)</b> Form 2439 . . . . . <b>(2)</b> Form 4136 . . . . .	<b>25f</b>	<b>IRA-ALT-MIN-TX</b>
g	Reserved for future use . . . . .	<b>25g</b>	
h	Reserved for future use . . . . .	<b>25h</b>	<b>25i</b>
<b>26</b>	Estimated tax penalty (see instructions). Check if Form 2220 is attached . . . . . <input type="checkbox"/>	<b>TX-PMNT-ADJ</b>	<b>26</b>
<b>27</b>	<b>Tax due.</b> If line 25i is smaller than the total of lines 23 and 26, enter amount owed . . . . .	<b>27</b>	
<b>28</b>	<b>Overpayment.</b> If line 25i is larger than the total of lines 23 and 26, enter amount overpaid . . . . .	<b>28</b>	
<b>29</b>	Enter amount of line 28 you want: <b>Credited to 2023 estimated tax</b> . . . . . <b>Refunded</b> . . . . .	<b>29</b>	

**Part II—Tax on Net Income From Foreclosure Property** (Section 856(e)) (see instructions)

<b>1</b>	Net gain or (loss) from the sale or other disposition of foreclosure property described in section 1221(a)(1) (attach statement) . . . . .	<b>1</b>	
<b>2</b>	Gross income from foreclosure property (see instructions—attach statement) . . . . .	<b>2</b>	
<b>3</b>	Total income from foreclosure property. Add lines 1 and 2 . . . . .	<b>3</b>	
<b>4</b>	Deductions directly connected with the production of income shown on line 3 (attach statement) . . . . .	<b>4</b>	
<b>5</b>	Net income from foreclosure property. Subtract line 4 from line 3 . . . . .	<b>5</b>	
<b>6</b>	<b>Tax on net income from foreclosure property.</b> Multiply line 5 by 21% (0.21). Enter here and on Schedule J, line 2b . . . . .	<b>6</b>	

**Part III—Tax for Failure To Meet Certain Source-of-Income Requirements** (Section 857(b)(5)) (see instructions)

<b>1a</b>	Enter total income from Part I, line 8 . . . . .	<b>1a</b>	
<b>b</b>	Enter total income from foreclosure property from Part II, line 3 . . . . .	<b>1b</b>	
<b>c</b>	Total. Add lines 1a and 1b . . . . .	<b>1c</b>	
<b>2a</b>	Enter income from hedging transactions referred to in section 856(c)(5)(G) . . . . .	<b>2a</b>	
<b>b</b>	Enter income from passive foreign exchange gain referred to in section 856(n)(3). See instructions . . . . .	<b>2b</b>	
<b>c</b>	Enter income from sources referred to in section 856(c)(5)(J)(i). See instructions . . . . .	<b>2c</b>	
<b>d</b>	Enter the net section 965(a) inclusion reported in Part I. See instructions . . . . .	<b>2d</b>	
<b>e</b>	Subtract lines 2a, 2b, 2c, and 2d from line 1c . . . . .	<b>2e</b>	
<b>f</b>	Multiply line 2e by 95% (0.95) . . . . .	<b>2f</b>	
<b>3</b>	Enter income on line 1c from sources referred to in section 856(c)(2) . . . . .	<b>3</b>	
<b>4</b>	Subtract line 3 from line 2f. (If zero or less, enter -0-.) . . . . .	<b>4</b>	
<b>5a</b>	Enter income from hedging transactions referred to in section 856(c)(5)(G) . . . . .	<b>5a</b>	
<b>b</b>	Enter income from real estate foreign exchange gain referred to in section 856(n)(2). See instructions . . . . .	<b>5b</b>	
<b>c</b>	Enter income from sources referred to in section 856(c)(5)(J)(i). See instructions . . . . .	<b>5c</b>	
<b>d</b>	Enter the net section 965(a) inclusion reported in Part I. See instructions . . . . .	<b>5d</b>	
<b>e</b>	Subtract lines 5a, 5b, 5c, and 5d from line 1c . . . . .	<b>5e</b>	
<b>f</b>	Multiply line 5e by 75% (0.75) . . . . .	<b>5f</b>	
<b>6</b>	Enter income on line 1c from sources referred to in section 856(c)(3) . . . . .	<b>6</b>	
<b>7</b>	Subtract line 6 from line 5f. (If zero or less, enter -0-.) . . . . .	<b>7</b>	
<b>8</b>	Enter the greater of line 4 or line 7. <b>(If line 8 is zero, do not complete the rest of Part III.)</b> . . . . .	<b>8</b>	
<b>9</b>	Enter the amount from Part I, line 20 . . . . .	<b>9</b>	
<b>10</b>	Enter the net capital gain from Schedule D (Form 1120), line 17 . . . . .	<b>10</b>	
<b>11</b>	Subtract line 10 from line 9 . . . . .	<b>11</b>	
<b>12a</b>	Enter total income from Part I, line 8 . . . . .	<b>12a</b>	
<b>b</b>	Enter the net short-term capital gain from Schedule D (Form 1120), line 7. (If line 7 is a loss, enter -0-.) . . . . .	<b>12b</b>	
<b>c</b>	Add lines 12a and 12b . . . . .	<b>12c</b>	
<b>13</b>	Enter capital gain net income from Part I, line 5 . . . . .	<b>13</b>	
<b>14</b>	Subtract line 13 from line 12c . . . . .	<b>14</b>	
<b>15</b>	Divide line 11 by line 14. Carry the result to five decimal places . . . . .	<b>15</b>	
<b>16</b>	<b>Section 857(b)(5) tax.</b> Multiply line 8 by line 15. Enter here and on Schedule J, line 2c . . . . .	<b>16</b>	



**Part IV—Tax on Net Income From Prohibited Transactions** (see instructions)

<b>1</b>	Gain from sale or other disposition of section 1221(a)(1) property (other than foreclosure property)	<b>1</b>	
<b>2</b>	Deductions directly connected with the production of income shown on line 1 . . . . .	<b>2</b>	
<b>3</b>	<b>Tax on net income from prohibited transactions.</b> Subtract line 2 from line 1. Enter here and on Schedule J, line 2d . . . . .	<b>3</b>	

**Schedule A Deduction for Dividends Paid** (see instructions)

<b>1</b>	Dividends paid (other than dividends paid after the end of the tax year). Do not include dividends considered paid in the preceding tax year under section 857(b)(9) or 858(a), or deficiency dividends as defined in section 860 . . . . .	<b>1</b>	
<b>2</b>	Dividends paid in the 12-month period following the close of the tax year under a section 858(a) election to treat the dividends as paid during the tax year . . . . .	<b>2</b>	
<b>3</b>	Dividends declared in October, November, or December deemed paid on December 31 under section 857(b)(9) . . . . .	<b>3</b>	
<b>4</b>	Consent dividends (attach Forms 972 and 973) . . . . .	<b>4</b>	
<b>5</b>	Deficiency dividends (section 860) (attach Form 976) . . . . .	<b>5</b>	
<b>6</b>	Total dividends paid. Add lines 1 through 5 . . . . .	<b>6</b>	
<b>7</b>	<b>Total deduction for dividends paid.</b> If there is net income from foreclosure property on Part II, line 5, see instructions for limitation on the deduction for dividends paid. Otherwise, enter the total dividends paid from line 6 here and on line 21b of page 1 . . . . .	<b>7</b>	

**Schedule J Tax Computation** (see instructions)

<b>1</b>	Check if the REIT is a member of a controlled group (attach Schedule O (Form 1120)) . . . . .				
<b>Important:</b> Members of a controlled group, see instructions.					
<b>2a</b>	Tax on REIT taxable income . . . . .	<b>2a</b>			
<b>b</b>	Tax from Part II, line 6 . . . . .	<b>2b</b>			
<b>c</b>	Tax from Part III, line 16 . . . . .	<b>2c</b>			
<b>d</b>	Tax from Part IV, line 3 . . . . .	<b>2d</b>			
<b>e</b>	Tax imposed under section 857(b)(7)(A) (see instructions) . . . . .	<b>2e</b>			
<b>f</b>	Tax imposed under sections <input type="checkbox"/> 856(c)(7) and <input type="checkbox"/> 856(g)(5) . . . . .	<b>2f</b>			
<b>g</b>	<b>Income tax.</b> Add lines 2a through 2f . . . . .	<b>2g</b>			
<b>3a</b>	Foreign tax credit (attach Form 1118) . . . . .	<b>3a</b>			
<b>b</b>	Credit from Form 8834 (see instructions) . . . . .	<b>3b</b>			
<b>c</b>	General business credit (attach Form 3800) . . . . .	<b>3c</b>			
<b>d</b>	Other credits (attach statement—see instructions) . . . . .	<b>3d</b>			
<b>e</b>	<b>Total credits.</b> Add lines 3a through 3d . . . . .	<b>3e</b>			
<b>4</b>	Subtract line 3e from line 2g . . . . .	<b>4</b>			
<b>5</b>	Personal holding company tax (attach Schedule PH (Form 1120)) . . . . .	<b>5</b>			
<b>6</b>	Interest on deferred tax liability for installment obligations under sections <input type="checkbox"/> 453A(c) and/or <input type="checkbox"/> 453(l)(3) . . . . .	<b>6</b>			
<b>7</b>	Other taxes. Check if from: <input type="checkbox"/> Form 4255 <input type="checkbox"/> Form 8611 <input type="checkbox"/> Other (attach statement) . . . . .	<b>7</b>			
<b>8</b>	<b>Total tax.</b> Add lines 4 through 7. Enter here and on line 23, page 2 . . . . .	<b>8</b>			

Form **1120-REIT** (2022)

**RECAPTURE TAXES FROM LINE 7:**  **INDIAN EMPLOYMENT CREDIT**  **QUALIFIED ELECTRIC VEHICLE**



**Schedule K Other Information** (see instructions)

		Yes	No
<b>1</b>	Check method of accounting:		
<b>a</b>	<input type="checkbox"/> Cash		
<b>b</b>	<input type="checkbox"/> Accrual <span style="color: red;">█</span>		
<b>c</b>	<input type="checkbox"/> Other (specify): _____		
<b>2</b>	At the end of the tax year, did the REIT own, directly or indirectly, 50% or more of the voting stock of a domestic corporation? (For rules of attribution, see section 267(c).) . . . . .		
	If "Yes," attach a statement showing: <b>(a)</b> name and employer identification number (EIN), <b>(b)</b> percentage owned, and <b>(c)</b> taxable income or (loss) before NOL and special deductions of such corporation for the tax year ending with or within your tax year.		
<b>3</b>	Is the REIT a subsidiary in a parent-subsidiary controlled group? <span style="color: red;">█</span> PARENT EIN . . . . .		
	If "Yes," enter the name and EIN of the parent corporation: <span style="color: red;">█</span> PARENT NAME _____		
<b>4</b>	At the end of the tax year, did any individual, partnership, corporation, estate, or trust own, directly or indirectly, 50% or more of the REIT's voting stock? (For rules of attribution, see section 856(h).) . . . . .		<span style="color: red;">█</span>
	If "Yes," attach a statement showing name and identifying number. (Do not include any information already entered in <b>3</b> above.) Enter percentage owned <span style="color: red;">█</span> . . . . .		
<b>5</b>	At any time during the tax year, did one foreign person own, directly or indirectly, at least 25% of: <b>(a)</b> the total voting power of all classes of stock of the REIT entitled to vote, or <b>(b)</b> the total value of all classes of stock of the REIT? . . . . .		<span style="color: red;">█</span>
	If "Yes," enter:		
<b>a</b>	Percentage owned: <span style="color: red;">█</span> _____		
<b>b</b>	Owner's country: <span style="color: red;">█</span> _____		
<b>c</b>	The REIT may have to file Form 5472. Enter number of Forms 5472 attached . . . . . <span style="color: red;">█</span>		
<b>6</b>	During this tax year, did the REIT pay dividends (other than stock dividends and distributions in exchange for stock) in excess of the REIT's current and accumulated earnings and profits? (See sections 301 and 316.) . . . . .		<span style="color: red;">█</span>
	If "Yes," file Form 5452.		
<b>7</b>	Check this box if the REIT issued publicly offered debt instruments with original issue discount . . . . . <input type="checkbox"/>		
	If so, the REIT may have to file Form 8281.		
<b>8</b>	Enter the amount of tax-exempt interest received or accrued during the tax year . . . . . \$ <span style="color: red;">█</span>		
<b>9</b>	Enter the available NOL carryover from prior tax years. (Do not reduce it by any deduction on line 21a, page 1.) . . . . . \$ <span style="color: red;">█</span>		
<b>10</b>	Did the REIT have an election under section 163(j) for any real property trade or business or any farming business in effect during the tax year? See instructions . . . . .		<span style="color: red;">█</span>
<b>11</b>	Does the REIT satisfy one or more of the following? See instructions . . . . .		
<b>a</b>	The REIT owns a pass-through entity with current or prior-year carryover excess business interest expense.		
<b>b</b>	The REIT's aggregate average annual gross receipts (determined under section 448(c)) for the 3 tax years preceding the current tax year are more than \$27 million and the REIT has business interest expense.		
<b>c</b>	The REIT is a tax shelter and the REIT has business interest expense.		
	If "Yes" to any of the above, complete and attach Form 8990.		
<b>12</b>	Is the REIT attaching Form 8996 to certify as a Qualified Opportunity Fund? . . . . .		<span style="color: red;">█</span>
	If "Yes," enter amount from Form 8996, line 15 . . . . . \$ <span style="color: red;">█</span>		

<b>Schedule L Balance Sheets per Books</b>		Beginning of tax year		End of tax year	
		(a)	(b)	(c)	(d)
<b>Assets</b>					
1	Cash . . . . .				
2a	Trade notes and accounts receivable . . . . .				
b	Less allowance for bad debts . . . . .	(	)	(	)
3	U.S. Government obligations . . . . .				
4	Tax-exempt securities (see instructions) . . . . .				
5	Other current assets (attach statement) . . . . .				
6	Loans to shareholders . . . . .				
7	Mortgage and real estate loans . . . . .				
8	Other investments (attach statement) . . . . .				
9a	Buildings and other depreciable assets . . . . .				
b	Less accumulated depreciation . . . . .	(	)	(	)
10	Land (net of any amortization) . . . . .				
11a	Intangible assets (amortizable only) . . . . .				
b	Less accumulated amortization . . . . .	(	)	(	)
12	Other assets (attach statement) . . . . .				
13	Total assets . . . . . <b>ASSET ADJ EOY</b>				
<b>Liabilities and Shareholders' Equity</b>					
14	Accounts payable . . . . .				
15	Mortgages, notes, bonds payable in less than 1 year . . . . .				
16	Other current liabilities (attach statement) . . . . .				
17	Loans from shareholders . . . . .				
18	Mortgages, notes, bonds payable in 1 year or more . . . . .				
19	Other liabilities (attach statement) . . . . .				
20	Capital stock: a Preferred stock . . . . .				
	b Common stock . . . . .				
21	Additional paid-in capital . . . . .				
22	Retained earnings—Appropriated (attach statement) . . . . .				
23	Retained earnings—Unappropriated . . . . .				
24	Adjustments to shareholders' equity (see instructions—attach statement) . . . . .				
25	Less cost of treasury stock . . . . . <b>LIABILITY ADJ EOY</b>	(	)	(	)
26	Total liabilities and shareholders' equity . . . . .				

<b>Schedule M-1 Reconciliation of Income (Loss) per Books With Income per Return</b> (see instructions)			
1	Net income (loss) per books . . . . .		
2a	Federal income tax \$ . . . . .		
b	Less: Section 856(c)(7) tax, 856(g)(5) tax, 857(b)(5) tax, section 857(b)(7) tax, and built-in gains tax \$ ( . . . . . ) . . . . .		
c	Balance . . . . .		
3	Excess of capital losses over capital gains . . . . .		
4	Income subject to tax not recorded on books this year (itemize): . . . . .		
5	Expenses recorded on books this year not deducted on this return (itemize): . . . . .		
a	Depreciation . . . \$ . . . . .		
b	Section 4981 tax . . . \$ . . . . .		
c	Travel and entertainment \$ . . . . .		
6	Add lines 1 through 5 . . . . .		
7	Income recorded on books this year not included on this return (itemize): . . . . .		
8	Deductions on this return not charged against book income this year (itemize): . . . . .		
a	Depreciation . . . \$ . . . . .		
b	Net operating loss deduction (line 21a, page 1) . . . \$ . . . . .		
c	Deduction for dividends paid (line 21b, page 1) . . . \$ . . . . .		
9	Net income from foreclosure property . . . . .		
10	Net income from prohibited transactions . . . . .		
11	Add lines 7 through 10 . . . . .		
12	REIT taxable income (line 22, page 2)—line 6 less line 11 . . . . .		

<b>Schedule M-2 Analysis of Unappropriated Retained Earnings per Books (Schedule L, line 23)</b>			
1	Balance at beginning of year . . . . .		
2	Net income (loss) per books . . . . .		
3	Other increases (itemize): . . . . .		
4	Add lines 1, 2, and 3 . . . . .		
5	Distributions: a Cash . . . . .		
	b Stock . . . . .		
	c Property . . . . .		
6	Other decreases (itemize): . . . . .		
7	Add lines 5 and 6 . . . . .		
8	Balance at end of year (line 4 less line 7) . . . . .		

PRIOR YEAR EIN

MERGE EIN

Form 1120-RIC

U.S. Income Tax Return for Regulated Investment Companies

OMB No. 1545-0123

Department of the Treasury Internal Revenue Service

For calendar year 2022 or tax year beginning ... , 2022, and ending ... , 2022
Go to www.irs.gov/Form1120RIC for instructions and the latest information.

2022

Form header section containing: A Year of RIC status election, B Date fund was established, Name of fund, Number, street, and room or suite no., City or town, state, and ZIP code, C Employer identification number, D Total assets (see instructions)

E Check applicable boxes: Final return, Name change, Address change, Amended return
F Check if the fund is a personal holding company (attach Sch. PH) or if the fund is not in compliance with Regs. sec. 1.852-6 for this tax year

Part I—Investment Company Taxable Income (see instructions) SOI INDUSTRY CODE PBA CODE

Table with 8 columns: Line number, Description, SOI Industry Code, PBA Code, and Amount. Rows include Income (Dividends, Interest, etc.) and Deductions (Compensation of officers, Salaries and wages, etc.).

Sign Here section: Under penalties of perjury, I declare that I have examined this return, including accompanying schedules and statements, and to the best of my knowledge and belief, it is true, correct, and complete. Declaration of preparer (other than taxpayer) is based on all information of which preparer has any knowledge.

Paid Preparer Use Only section: Print/Type preparer's name, Preparer's signature, Date, Check if self-employed, PTIN, Firm's name, Firm's EIN, Firm's address, Phone no.

**Part I—Investment Company Taxable Income** (see instructions) (continued)

<b>Tax and Payments</b>	<b>26</b>	<b>Investment company taxable income.</b> Subtract line 25c from line 24 . . . . .	<b>26</b>	
	<b>27</b>	<b>Total tax.</b> (Schedule J, line 8) . . . . .	<b>27</b>	
	<b>28</b>	Reserved for future use. . . . .	<b>28</b>	
	<b>29a</b>	2021 overpayment credited to 2022 . . . . .	<b>29a</b>	
	<b>b</b>	2022 estimated tax payments . . . . .	<b>29b</b>	
	<b>c</b>	Less 2022 refund applied for on Form 4466 . . . . .	<b>29c</b>	( )
			<b>dBal</b>	
	<b>e</b>	Tax deposited with Form 7004 . . . . .	<b>29d</b>	
	<b>f</b>	Credit for tax paid on undistributed capital gains (attach Form 2439) . . . . .	<b>29e</b>	
	<b>g</b>	Credit for federal tax paid on fuels (attach Form 4136) . . . . .	<b>29f</b>	
	<b>h</b>	Reserved for future use . . . . .	<b>29g</b>	
	<b>i</b>	Reserved for future use . . . . .	<b>29h</b>	
			<b>29i</b>	
<b>30</b>	Estimated tax penalty (see instructions). Check if Form 2220 is attached . . . . . <input type="checkbox"/>	<b>30</b>		
<b>31</b>	<b>Amount owed.</b> If line 29j is smaller than the total of lines 27 and 30, enter amount owed . . . . .	<b>31</b>		
<b>32</b>	<b>Overpayment.</b> If line 29j is larger than the total of lines 27 and 30, enter amount overpaid . . . . .	<b>32</b>		
<b>33</b>	Enter amount from line 32: <b>Credited to 2023 estimated tax</b> . . . . . <b>Refunded</b> . . . . .	<b>33</b>		

**Part II—Tax on Undistributed Net Capital Gain Not Designated Under Section 852(b)(3)(D)**

<b>1</b>	Net capital gain from Schedule D (Form 1120), line 17 (attach Schedule D (Form 1120)) . . . . .	<b>1</b>	
<b>2</b>	Capital gain dividends from Schedule A, line 8b . . . . .	<b>2</b>	
<b>3</b>	Subtract line 2 from line 1 . . . . .	<b>3</b>	
<b>4</b>	<b>Capital gains tax.</b> Multiply line 3 by 21% (0.21). Enter tax here and on line 2b, Schedule J . . . . .	<b>4</b>	

**Schedule A Deduction for Dividends Paid** (Do not include exempt-interest dividends or capital gain dividends reported on Form 2438, line 9b. See instructions.)

	(a) Ordinary dividends		(b) Capital gain dividends
	1	2	
<b>1</b> Dividends paid (other than dividends paid after the end of the tax year). Do not include dividends deemed paid in the preceding tax year under section 852(b)(7) or 855(a), or deficiency dividends as defined in section 860(f) . . . . .			
<b>2</b> Dividends paid in the 12-month period following the close of the tax year that the fund elects to treat as paid during the tax year under section 855(a) . . . . .			
<b>3</b> Dividends declared in October, November, or December and deemed paid on December 31 under section 852(b)(7) . . . . .			
<b>4</b> Consent dividends (section 565) (attach Forms 972 and 973) . . . . .			
<b>5</b> Deficiency dividends (section 860) (attach Form 976) . . . . .			
<b>6</b> Foreign tax paid deduction (section 853(b)(1)(B)), if applicable . . . . .			
<b>7</b> Credits from tax credit bonds distributed to shareholders (see instructions) . . . . .			
<b>8</b> Deduction for dividends paid:			
<b>a Ordinary dividends.</b> Add lines 1 through 7 of column (a). Enter here and on line 25a, Part I	<b>8a</b>		
<b>b Capital gain dividends.</b> Add lines 1 through 5 of column (b). Enter here and on line 2, Part II, above . . . . .	<b>8b</b>		

**Schedule B Information Required With Respect to Income From Tax-Exempt Obligations**

<b>1</b>	Did the fund qualify under section 852(b)(5) or 852(g) to pay exempt-interest dividends for 2022? . . . . . <input type="checkbox"/> Yes <input type="checkbox"/> No If "Yes," complete lines 2 through 5.		
<b>2</b>	Amount of interest excludable from gross income under section 103(a) . . . . .	<b>2</b>	
<b>3</b>	Amounts disallowed as deductions under sections 265 and 171(a)(2) . . . . .	<b>3</b>	
<b>4</b>	Net income from tax-exempt obligations. Subtract line 3 from line 2 . . . . .	<b>4</b>	
<b>5</b>	Amount of line 4 designated as exempt-interest dividends . . . . .	<b>5</b>	

**Schedule J Tax Computation** (see instructions)

<b>1</b>	Check if the fund is a member of a controlled group (attach Schedule O (Form 1120)) . . . . . <input type="checkbox"/>		
<b>2a</b>	Tax on investment company taxable income . . . . . <b>INCOME TAX ADJUSTMENT</b> . . . . .	<b>2a</b>	
<b>b</b>	Tax on undistributed net capital gain (from Part II, line 4) . . . . .	<b>2b</b>	
<b>c</b>	Tax imposed under sections 851(d)(2) and 851(i) . . . . .	<b>2c</b>	
<b>d</b>	<b>Income tax.</b> Add lines 2a through 2c . . . . .	<b>2d</b>	
<b>3a</b>	Foreign tax credit (attach Form 1118) . . . . . <b>FOREIGN TAX CREDIT ADJ</b> . . . . .	<b>3a</b>	
<b>b</b>	Credit from Form 8834, line 7 (attach Form 8834) . . . . .	<b>3b</b>	
<b>c</b>	General business credit (attach Form 3800) . . . . .	<b>3c</b>	
<b>d</b>	Other credits (attach statement—see instructions) . . . . .	<b>3d</b>	
<b>e</b>	<b>Total credits.</b> Add lines 3a through 3d . . . . .	<b>3e</b>	
<b>4</b>	Subtract line 3e from line 2d . . . . .	<b>4</b>	

**Schedule J Tax Computation** (see instructions) (continued)

5	Personal holding company tax (attach Schedule PH (Form 1120))	5	[red]
6	Interest on deferred tax liability for installment obligations under sections: <input type="checkbox"/> 453A(c) and/or <input type="checkbox"/> 453(l)(3)	6	[red]
7	Other taxes. Check if from: <input type="checkbox"/> Form 4255 <input type="checkbox"/> Other (attach [red] <b>ADJUSTMENT TO TOTAL TAX</b> )	7	[red]
8	<b>Total tax.</b> Add lines 4 through 7. Enter here and on line 27	8	[red]

**Schedule K Other Information** (see instructions)

	Yes	No
1 Check method of accounting: a <input type="checkbox"/> Cash <input checked="" type="checkbox"/> b <input type="checkbox"/> Accrual <input type="checkbox"/> c <input type="checkbox"/> Other (specify): _____		
2 At the end of the tax year, did the RIC own, directly or indirectly, 50% or more of the voting stock of a domestic corporation? . . . . . (For rules of attribution, see section 267(c).) If "Yes," attach a statement showing (a) name and identification number, (b) percentage owned, and (c) taxable income or (loss) before a net operating loss (NOL) and special deductions of such corporation for the tax year ending with or within your tax year.		
3 Is the RIC a subsidiary in a parent-subsidiary controlled group? . . . . . If "Yes," enter the employer identification number and the name of the parent corporation: _____ [red] <b>PARENT EIN</b> [red] <b>PARENT NAME</b>		
4 At the end of the tax year, did any individual, partnership, corporation, estate, or trust own, directly or indirectly, 50% or more of the RIC's voting stock? (For rules of attribution, see section 267(c).) . . . . . If "Yes," attach a statement showing name and identification number. (Do not include any information already entered in 3 above.) Enter percentage owned: [red]	[red]	
5 At any time during the tax year, did one foreign person own, directly or indirectly, at least 25% of: a The total voting power of all classes of stock of the fund entitled to vote, or b The total value of all classes of stock of the fund? . . . . . If "Yes," enter: (1) Percentage owned: [red] (2) Owner's country: [red] The fund may have to file Form 5472. Enter number of Forms 5472 attached: [red]	[red]	
6 During this tax year, did the fund pay dividends (other than stock dividends and distributions in exchange for stock) in excess of the fund's current and accumulated earnings and profits? (see sections 301 and 316) . . . . . If "Yes," file Form 5452.		
7 Check this box if the fund issued publicly offered debt instruments with original issue discount . . . . . <input checked="" type="checkbox"/> If checked, the fund may have to file Form 8281.		[red]
8 Enter the amount of tax-exempt interest received or accrued during the tax year. \$ [red]		
9 If this return is being filed for a series fund (as defined in section 851(g)(2)), enter: a The name of the regulated investment company in which the fund is a series: _____ b The date the regulated investment company was incorporated or organized: _____		
10a <b>Section 853 election.</b> Check this box if the fund meets the requirements of section 853(a) and section 901(k) and elects to pass through the deduction or credit for foreign taxes it paid to its shareholders. See the instructions for additional details and requirements . . . . . <input checked="" type="checkbox"/>		
b <b>Section 852(g) election.</b> Check this box if the fund meets the requirements of section 852(g) and elects the application of section 853 without regards to the requirement of section 853(a)(1). See the instructions for additional details and requirements . . . . . <input type="checkbox"/>		
11 <b>Section 853A election.</b> Check this box if the fund elects under section 853A to pass through credits from tax credit bonds to its shareholders. See instructions . . . . . <input type="checkbox"/>		
12 <b>Section 852(b)(8) election.</b> Check this box if, for purposes of computing taxable income, the fund elects under section 852(b)(8) to defer all or part of its post-October capital loss or late-year ordinary loss for this tax year . . . . . <input type="checkbox"/> If the election is made, enter the amounts deferred: a Post-October capital loss: _____ b Late-year ordinary loss: _____		
13 Did the RIC have an election under section 163(j) for any real property trade or business or any farming business in effect during the tax year (see instructions)? . . . . .	[red]	
14 Does the RIC satisfy one or more of the following (see instructions)? . . . . . a The RIC owns a pass-through entity with current or prior year carryover excess business interest expense. b The RIC's aggregate average annual gross receipts (determined under section 448(c)) for the 3 tax years preceding the current tax year are more than \$27 million and the corporation has business interest expense. c The RIC is a tax shelter and the RIC has business interest expense. d The RIC paid section 163(j) interest dividends for the tax year. If "Yes" to any, complete and attach Form 8990.	[red]	
15 Is the RIC attaching Form 8996 to certify as a Qualified Opportunity Fund? . . . . . <input checked="" type="checkbox"/> If "Yes," enter amount from Form 8996, line 15 [red]	[red]	

**BALANCE SHEET CODE**

Schedule L Balance Sheets per Books	Beginning of tax year		End of tax year	
	(a)	(b)	(c)	(d)
<b>Assets</b>				
1 Cash				
2a Trade notes and accounts receivable				
b Less allowance for bad debts	( )		( )	
3 U.S. government obligations				
4 Tax-exempt securities (see instructions)				
5 Other current assets (attach statement)				
6 Loans to shareholders				
7 Mortgage and real estate loans				
8 Other investments (attach statement)				
9a Buildings and other fixed depreciable assets				
b Less accumulated depreciation	( )		( )	
10 Land (net of any amortization)				
11a Intangible assets (amortizable only)				
b Less accumulated amortization	( )		( )	
12 Other assets (attach statement) <b>ASSET ADJUSTMENT END OF YEAR</b>				
13 Total assets				
<b>Liabilities and Shareholders' Equity</b>				
14 Accounts payable				
15 Mortgages, notes, bonds payable in less than 1 year				
16 Other current liabilities (attach statement)				
17 Loans from shareholders				
18 Mortgages, notes, bonds payable in 1 year or more				
19 Other liabilities (attach statement)				
20 Capital stock				
21 Additional paid-in capital				
22 Retained earnings—Appropriated (attach statement)				
23 Retained earnings—Unappropriated				
24 Adjustments to shareholders' equity (attach statement)				
25 Less cost of treasury stock <b>LIABILITY ADJUSTMENT END OF YEAR</b>			( )	( )
26 Total liabilities and shareholders' equity				

**Note:** The fund is not required to complete Schedules M-1 and M-2 if the total assets on Schedule L, line 13, column (d), are less than \$25,000.

Schedule M-1 Reconciliation of Income (Loss) per Books With Income per Return (see instructions)			
1 Net income (loss) per books		7 Income recorded on books this year not included on this return (itemize):	
2 Federal income tax (less built-in gains tax)		Tax-exempt interest \$	
3 Excess of capital losses over capital gain		8 Deductions on this return not charged against book income this year (itemized):	
4 Income subject to tax not recorded on books this year (itemize):		a Depreciation \$	
5 Expenses recorded on books this year not deducted on this return (itemize):		b Deduction for dividends paid (line 25a, Part I) \$	
a Depreciation \$		9 Net capital gain from Form 2438, line 9a	
b Expenses allocable to tax-exempt interest income \$		10 If the fund did not file Form 2438, enter the net capital gain from Schedule D (Form 1120), line 17. Otherwise, enter -0-	
c Section 4982 tax \$		11 Add lines 7 through 10	
d Travel and entertainment \$		12 Investment company taxable income (line 26, Part I)—line 6 less line 11	
6 Add lines 1 through 5			

Schedule M-2 Analysis of Unappropriated Retained Earnings per Books (Schedule L, line 23)			
1 Balance at beginning of year		5 Distributions:	
2 Net income (loss) per books		a Cash	
3 Other increases (itemize):		b Stock	
4 Add lines 1, 2, and 3		c Property	
		6 Other decreases (itemize):	
		7 Add lines 5 and 6	
		8 Balance at end of year (line 4 less line 7)	



MERGE EIN

PRIOR YEAR EIN

Form 1120-S

U.S. Income Tax Return for an S Corporation

OMB No. 1545-0123

Department of the Treasury Internal Revenue Service

Do not file this form unless the corporation has filed or is attaching Form 2553 to elect to be an S corporation. Go to www.irs.gov/Form1120S for instructions and the latest information.

2022

For calendar year 2022 or tax year beginning , 2022, ending , 20

Form header section including: A S election effective date, B Business activity code number, C Check if Sch. M-3 attached, D Employer identification number, E Date incorporated, F Total assets.

G Is the corporation beginning with this tax year? See instructions. Yes No
H Check if: (1) Initial return (2) Name change (3) Address change (4) Amended return (5) Election termination
I Enter the number of shareholders who were shareholders during any part of the tax year
J Check if corporation: (1) Aggregated activities for section 465 at-risk purposes (2) Grouped activities for section 469 passive activity purposes
Caution: Include only trade or business income and expenses on lines 1a through 21. See the instructions for more information.

Main table with columns for Income (1a-6), Deductions (7-21), and Tax and Payments (22a-27). Includes sub-columns for 1a, 1b, 1c, 22a, 22b, 22c, 23a, 23b, 23c, 23d.

Sign Here: Under penalties of perjury, I declare that I have examined this return, including accompanying schedules and statements, and to the best of my knowledge and belief, it is true, correct, and complete. Declaration of preparer (other than taxpayer) is based on all information of which preparer has any knowledge.

Paid Preparer Use Only section: Print/Type preparer's name, Preparer's signature, Date, Check if self-employed, PTIN, Firm's name, Firm's EIN, Firm's address, Phone no.

For Paperwork Reduction Act Notice, see separate instructions. Cat. No. 11510H Form 1120-S (2022)

INCLUDED IN LINE 22A: RECAPTURE TAX FROM FORM 4255 ADJUSTMENT TO TOTAL TAX

**Schedule B Other Information** (see instructions)

<b>1</b>	Check accounting method: <b>a</b> <input type="checkbox"/> Cash <b>b</b> <input type="checkbox"/> Accrual <b>c</b> <input type="checkbox"/> Other (specify) _____	<b>Yes</b>	<b>No</b>
<b>2</b>	See the instructions and enter the: <b>a</b> Business activity _____ <b>b</b> Product or service _____		
<b>3</b>	At any time during the tax year, was any shareholder of the corporation a disregarded entity, a trust, an estate, or a nominee or similar person? If "Yes," attach Schedule B-1, Information on Certain Shareholders of an S Corporation . . . . .		
<b>4</b>	At the end of the tax year, did the corporation:		
<b>a</b>	Own directly 20% or more, or own, directly or indirectly, 50% or more of the total stock issued and outstanding of any foreign or domestic corporation? For rules of constructive ownership, see instructions. If "Yes," complete (i) through (v) below . . . . .		
	(i) Name of Corporation                      (ii) Employer Identification Number (if any)                      (iii) Country of Incorporation                      (iv) Percentage of Stock Owned                      (v) If Percentage in (iv) Is 100%, Enter the Date (if applicable) a Qualified Subchapter S Subsidiary Election Was Made		
<b>b</b>	Own directly an interest of 20% or more, or own, directly or indirectly, an interest of 50% or more in the profit, loss, or capital in any foreign or domestic partnership (including an entity treated as a partnership) or in the beneficial interest of a trust? For rules of constructive ownership, see instructions. If "Yes," complete (i) through (v) below . . . . .		
	(i) Name of Entity                      (ii) Employer Identification Number (if any)                      (iii) Type of Entity                      (iv) Country of Organization                      (v) Maximum Percentage Owned in Profit, Loss, or Capital		
<b>5a</b>	At the end of the tax year, did the corporation have any outstanding shares of restricted stock? . . . . . If "Yes," complete lines (i) and (ii) below.		
	(i) Total shares of restricted stock . . . . .		
	(ii) Total shares of non-restricted stock . . . . .		
<b>b</b>	At the end of the tax year, did the corporation have any outstanding stock options, warrants, or similar instruments? . . . . . If "Yes," complete lines (i) and (ii) below.		
	(i) Total shares of stock outstanding at the end of the tax year . . . . .		
	(ii) Total shares of stock outstanding if all instruments were executed . . . . .		
<b>6</b>	Has this corporation filed, or is it required to file, <b>Form 8918</b> , Material Advisor Disclosure Statement, to provide information on any reportable transaction? . . . . . <input type="checkbox"/>		
<b>7</b>	Check this box if the corporation issued publicly offered debt instruments with original issue discount . . . . . <input type="checkbox"/> If checked, the corporation may have to file <b>Form 8281</b> , Information Return for Publicly Offered Original Issue Discount Instruments.		
<b>8</b>	If the corporation <b>(a)</b> was a C corporation before it elected to be an S corporation <b>or</b> the corporation acquired an asset with a basis determined by reference to the basis of the asset (or the basis of any other property) in the hands of a C corporation, <b>and (b)</b> has net unrealized built-in gain in excess of the net recognized built-in gain from prior years, enter the net unrealized built-in gain reduced by net recognized built-in gain from prior years. See instructions . . . . . \$ _____		
<b>9</b>	Did the corporation have an election under section 163(j) for any real property trade or business or any farming business in effect during the tax year? See instructions . . . . .		
<b>10</b>	Does the corporation satisfy one or more of the following? See instructions . . . . .		
<b>a</b>	The corporation owns a pass-through entity with current, or prior year carryover, excess business interest expense.		
<b>b</b>	The corporation's aggregate average annual gross receipts (determined under section 448(c)) for the 3 tax years preceding the current tax year are more than \$27 million and the corporation has business interest expense.		
<b>c</b>	The corporation is a tax shelter and the corporation has business interest expense. If "Yes," complete and attach <b>Form 8990</b> , Limitation on Business Interest Expense Under Section 163(j).		
<b>11</b>	Does the corporation satisfy <b>both</b> of the following conditions? . . . . .		
<b>a</b>	The corporation's total receipts (see instructions) for the tax year were less than \$250,000.		
<b>b</b>	The corporation's total assets at the end of the tax year were less than \$250,000. If "Yes," the corporation is not required to complete Schedules L and M-1.		



<b>Schedule B Other Information</b> (see instructions) <i>(continued)</i>		Yes	No
<b>12</b>	During the tax year, did the corporation have any non-shareholder debt that was canceled, was forgiven, or had the terms modified so as to reduce the principal amount of the debt? . . . . . If "Yes," enter the amount of principal reduction . . . . . \$		
<b>13</b>	During the tax year, was a qualified subchapter S subsidiary election terminated or revoked? If "Yes," see instructions . . . . .		
<b>14a</b>	Did the corporation make any payments in 2022 that would require it to file Form(s) 1099? . . . . .		
<b>b</b>	If "Yes," did or will the corporation file required Form(s) 1099? . . . . .		
<b>15</b>	Is the corporation attaching Form 8996 to certify as a Qualified Opportunity Fund? . . . . . If "Yes," enter the amount from Form 8996, line 15 . . . . . \$		

<b>Schedule K Shareholders' Pro Rata Share Items</b>		Total amount	
Income (Loss)	<b>1</b> Ordinary business income (loss) (page 1, line 21) . . . . .	<b>1</b>	
	<b>2</b> Net rental real estate income (loss) (attach Form 8825) . . . . .	<b>2</b>	
	<b>3a</b> Other gross rental income (loss) . . . . .	<b>3a</b>	
	<b>b</b> Expenses from other rental activities (attach statement) . . . . .	<b>3b</b>	
	<b>c</b> Other net rental income (loss). Subtract line 3b from line 3a . . . . .	<b>3c</b>	
	<b>4</b> Interest income . . . . .	<b>4</b>	
	<b>5</b> Dividends: <b>a</b> Ordinary dividends . . . . .	<b>5a</b>	
	<b>b</b> Qualified dividends . . . . .	<b>5b</b>	
	<b>6</b> Royalties . . . . .	<b>6</b>	
	<b>7</b> Net short-term capital gain (loss) (attach Schedule D (Form 1120-S)) . . . . .	<b>7</b>	
<b>8a</b> Net long-term capital gain (loss) (attach Schedule D (Form 1120-S)) . . . . .	<b>8a</b>		
	<b>b</b> Collectibles (28%) gain (loss) . . . . .	<b>8b</b>	
	<b>c</b> Unrecaptured section 1250 gain (attach statement) . . . . .	<b>8c</b>	
<b>9</b> Net section 1231 gain (loss) (attach Form 4797) . . . . .	<b>9</b>		
<b>10</b> Other income (loss) (see instructions) . . . . . Type:	<b>10</b>		
Deductions	<b>11</b> Section 179 deduction (attach Form 4562) . . . . .	<b>11</b>	
	<b>12a</b> Charitable contributions . . . . .	<b>12a</b>	
	<b>b</b> Investment interest expense . . . . .	<b>12b</b>	
	<b>c</b> Section 59(e)(2) expenditures . . . . . Type: . . . . .	<b>12c</b>	
<b>d</b> Other deductions (see instructions) . . . . . Type: . . . . .	<b>12d</b>		
Credits	<b>13a</b> Low-income housing credit (section 42(j)(5)) . . . . .	<b>13a</b>	
	<b>b</b> Low-income housing credit (other) . . . . .	<b>13b</b>	
	<b>c</b> Qualified rehabilitation expenditures (rental real estate) (attach Form 3468, if applicable) . . . . .	<b>13c</b>	
	<b>d</b> Other rental real estate credits (see instructions) Type: . . . . .	<b>13d</b>	
	<b>e</b> Other rental credits (see instructions) . . . . . Type: . . . . .	<b>13e</b>	
	<b>f</b> Biofuel producer credit (attach Form 6478) . . . . .	<b>13f</b>	
	<b>g</b> Other credits (see instructions) . . . . . Type: . . . . .	<b>13g</b>	
Inter-national	<b>14</b> Attach Schedule K-2 (Form 1120-S), Shareholders' Pro Rata Share Items—International, and check this box to indicate you are reporting items of international tax relevance . . . . .		
Alternative Minimum Tax (AMT) Items	<b>15a</b> Post-1986 depreciation adjustment . . . . .	<b>15a</b>	
	<b>b</b> Adjusted gain or loss . . . . .	<b>15b</b>	
	<b>c</b> Depletion (other than oil and gas) . . . . .	<b>15c</b>	
	<b>d</b> Oil, gas, and geothermal properties—gross income . . . . .	<b>15d</b>	
	<b>e</b> Oil, gas, and geothermal properties—deductions . . . . .	<b>15e</b>	
	<b>f</b> Other AMT items (attach statement) . . . . .	<b>15f</b>	
Items Affecting Shareholder Basis	<b>16a</b> Tax-exempt interest income . . . . .	<b>16a</b>	
	<b>b</b> Other tax-exempt income . . . . .	<b>16b</b>	
	<b>c</b> Nondeductible expenses . . . . .	<b>16c</b>	
	<b>d</b> Distributions (attach statement if required) (see instructions) . . . . .	<b>16d</b>	
	<b>e</b> Repayment of loans from shareholders . . . . .	<b>16e</b>	
	<b>f</b> Foreign taxes paid or accrued . . . . .	<b>16f</b>	

<b>Schedule K Shareholders' Pro Rata Share Items (continued)</b>		<b>Total amount</b>	
<b>Other Information</b>	<b>17a</b> Investment income . . . . .	<b>17a</b>	
	<b>b</b> Investment expenses . . . . .	<b>17b</b>	
	<b>c</b> Dividend distributions paid from accumulated earnings and profits <small>FINAL 1120S.DIV.DISTRIBUTIONS</small>	<b>17c</b>	
	<b>d</b> Other items and amounts (attach statement)		
<b>Reconciliation</b>	<b>18</b> <b>Income (loss) reconciliation.</b> Combine the amounts on lines 1 through 10 in the far right column. From the result, subtract the sum of the amounts on lines 11 through 12d and 16f .	<b>18</b>	

<b>Schedule L Balance Sheets per Books</b>		Beginning of tax year		End of tax year	
		(a)	(b)	(c)	(d)
<b>Assets</b>					
<b>1</b>	Cash . . . . .				
<b>2a</b>	Trade notes and accounts receivable . . . . .				
<b>b</b>	Less allowance for bad debts . . . . .	( )		( )	
<b>3</b>	Inventories . . . . .				
<b>4</b>	U.S. government obligations . . . . .				
<b>5</b>	Tax-exempt securities (see instructions) . . . . .				
<b>6</b>	Other current assets (attach statement) . . . . .				
<b>7</b>	Loans to shareholders . . . . .				
<b>8</b>	Mortgage and real estate loans . . . . .				
<b>9</b>	Other investments (attach statement) . . . . .				
<b>10a</b>	Buildings and other depreciable assets . . . . .				
<b>b</b>	Less accumulated depreciation . . . . .	( )		( )	
<b>11a</b>	Depletable assets . . . . .				
<b>b</b>	Less accumulated depletion . . . . .	( )		( )	
<b>12</b>	Land (net of any amortization) . . . . .				
<b>13a</b>	Intangible assets (amortizable only) . . . . .				
<b>b</b>	Less accumulated amortization . . . . .	( )		( )	
<b>14</b>	Other assets (attach statement) . . . . .				
<b>15</b>	Total assets <small>ASSET ADJ EOY</small>				
<b>Liabilities and Shareholders' Equity</b>					
<b>16</b>	Accounts payable . . . . .				
<b>17</b>	Mortgages, notes, bonds payable in less than 1 year . . . . .				
<b>18</b>	Other current liabilities (attach statement) . . . . .				
<b>19</b>	Loans from shareholders . . . . .				
<b>20</b>	Mortgages, notes, bonds payable in 1 year or more . . . . .				
<b>21</b>	Other liabilities (attach statement) . . . . .				
<b>22</b>	Capital stock . . . . .				
<b>23</b>	Additional paid-in capital . . . . .				
<b>24</b>	Retained earnings . . . . .				
<b>25</b>	Adjustments to shareholders' equity (attach statement) . . . . .				
<b>26</b>	Less cost of treasury stock . . . . .	( )		( )	
<b>27</b>	Total liabilities and shareholders' equity <small>LIABILITY ADJ EOY</small>				

**Schedule M-1 Reconciliation of Income (Loss) per Books With Income (Loss) per Return**

Note: The corporation may be required to file Schedule M-3. See instructions.

<p><b>1</b> Net income (loss) per books . . . . .</p> <p><b>2</b> Income included on Schedule K, lines 1, 2, 3c, 4, 5a, 6, 7, 8a, 9, and 10, not recorded on books this year (itemize) -----</p> <p><b>3</b> Expenses recorded on books this year not included on Schedule K, lines 1 through 12, and 16f (itemize):</p> <p><b>a</b> Depreciation \$ -----</p> <p><b>b</b> Travel and entertainment \$ -----</p> <p><b>4</b> Add lines 1 through 3 . . . . .</p>		<p><b>5</b> Income recorded on books this year not included on Schedule K, lines 1 through 10 (itemize):</p> <p><b>a</b> Tax-exempt interest \$ -----</p> <p><b>6</b> Deductions included on Schedule K, lines 1 through 12, and 16f, not charged against book income this year (itemize):</p> <p><b>a</b> Depreciation \$ -----</p> <p><b>7</b> Add lines 5 and 6 . . . . .</p> <p><b>8</b> Income (loss) (Schedule K, line 18). Subtract line 7 from line 4 . . . . .</p>	
--	--	---	--

**Schedule M-2 Analysis of Accumulated Adjustments Account, Shareholders' Undistributed Taxable Income Previously Taxed, Accumulated Earnings and Profits, and Other Adjustments Account**  
(see instructions)

	(a) Accumulated adjustments account	(b) Shareholders' undistributed taxable income previously taxed	(c) Accumulated earnings and profits	(d) Other adjustments account
<b>1</b> Balance at beginning of tax year . . . . .				
<b>2</b> Ordinary income from page 1, line 21 . . . . .				
<b>3</b> Other additions . . . . .				
<b>4</b> Loss from page 1, line 21 . . . . .	( )			( )
<b>5</b> Other reductions . . . . .	( )			( )
<b>6</b> Combine lines 1 through 5 . . . . .				
<b>7</b> Distributions . . . . .				
<b>8</b> Balance at end of tax year. Subtract line 7 from line 6 . . . . .				

S-GEN-TOT-DIST-M2

**SCHEDULE D  
(Form 1120-S)**

**Capital Gains and Losses and Built-in Gains**

OMB No. 1545-0123

Attach to Form 1120-S.

Department of the Treasury  
Internal Revenue Service

Use Form 8949 to list your transactions for lines 1b, 2, 3, 8b, 9, and 10.  
Go to [www.irs.gov/Form1120S](http://www.irs.gov/Form1120S) for instructions and the latest information.

**2022**

Name

Employer identification number

Did the corporation dispose of any investment(s) in a qualified opportunity fund during the tax year?  Yes  No  
If "Yes," attach Form 8949 and see its instructions for additional requirements for reporting your gain or loss.

**Part I Short-Term Capital Gains and Losses—Generally Assets Held One Year or Less** (see instructions)

See instructions for how to figure the amounts to enter on the lines below. This form may be easier to complete if you round off the cents to whole dollars.	(d) Proceeds (sales price)	(e) Cost (or other basis)	(g) Adjustments to gain or loss from Form(s) 8949, Part I, line 2, column (g)	(h) Gain or (loss) Subtract column (e) from column (d) and combine the result with column (g)
<b>1a</b> Totals for all short-term transactions reported on Form 1099-B for which basis was reported to the IRS and for which you have no adjustments (see instructions). However, if you choose to report all these transactions on Form 8949, leave this line blank and go to line 1b . . . . .				
<b>1b</b> Totals for all transactions reported on Form(s) 8949 with <b>Box A</b> checked . . . . .				
<b>2</b> Totals for all transactions reported on Form(s) 8949 with <b>Box B</b> checked . . . . .				
<b>3</b> Totals for all transactions reported on Form(s) 8949 with <b>Box C</b> checked . . . . .				
<b>4</b> Short-term capital gain from installment sales from Form 6252, line 26 or 37 . . . . .				<b>4</b>
<b>5</b> Short-term capital gain or (loss) from like-kind exchanges from Form 8824 . . . . .				<b>5</b>
<b>6</b> Tax on short-term capital gain included on line 23 below . . . . .				<b>6</b> ( )
<b>7</b> <b>Net short-term capital gain or (loss).</b> Combine lines 1a through 6 in column (h). Enter here and on Form 1120-S, Schedule K, line 7 or 10 . . . . .				<b>7</b>

**Part II Long-Term Capital Gains and Losses—Generally Assets Held More Than One Year** (see instructions)

See instructions for how to figure the amounts to enter on the lines below. This form may be easier to complete if you round off the cents to whole dollars.	(d) Proceeds (sales price)	(e) Cost (or other basis)	(g) Adjustments to gain or loss from Form(s) 8949, Part II, line 2, column (g)	(h) Gain or (loss) Subtract column (e) from column (d) and combine the result with column (g)
<b>8a</b> Totals for all long-term transactions reported on Form 1099-B for which basis was reported to the IRS and for which you have no adjustments (see instructions). However, if you choose to report all these transactions on Form 8949, leave this line blank and go to line 8b . . . . .				
<b>8b</b> Totals for all transactions reported on Form(s) 8949 with <b>Box D</b> checked . . . . .				
<b>9</b> Totals for all transactions reported on Form(s) 8949 with <b>Box E</b> checked . . . . .				
<b>10</b> Totals for all transactions reported on Form(s) 8949 with <b>Box F</b> checked . . . . .				
<b>11</b> Long-term capital gain from installment sales from Form 6252, line 26 or 37 . . . . .				<b>11</b>
<b>12</b> Long-term capital gain or (loss) from like-kind exchanges from Form 8824 . . . . .				<b>12</b>
<b>13</b> Capital gain distributions (see instructions) . . . . .				<b>13</b>
<b>14</b> Tax on long-term capital gain included on line 23 below . . . . .				<b>14</b> ( )
<b>15</b> <b>Net long-term capital gain or (loss).</b> Combine lines 8a through 14 in column (h). Enter here and on Form 1120-S, Schedule K, line 8a or 10 . . . . .				<b>15</b>

**Part III** **Built-in Gains Tax** (See instructions **before** completing this part.)

<b>16</b>	Excess of recognized built-in gains over recognized built-in losses (attach computation statement)	<b>16</b>	
<b>17</b>	Taxable income (attach computation statement)	<b>17</b>	
<b>18</b>	Net recognized built-in gain. Enter the smallest of line 16, line 17, or line 8 of Schedule B	<b>18</b>	
<b>19</b>	Section 1374(b)(2) deduction	<b>19</b>	
<b>20</b>	Subtract line 19 from line 18. If zero or less, enter -0- here and on line 23	<b>20</b>	
<b>21</b>	Enter 21% (0.21) of line 20	<b>21</b>	
<b>22</b>	Section 1374(b)(3) business credit and minimum tax credit carryforwards from C corporation years	<b>22</b>	
<b>23</b>	<b>Tax.</b> Subtract line 22 from line 21 (if zero or less, enter -0-). Enter here and on Form 1120-S, page 1, line 22b	<b>23</b>	

Schedule D (Form 1120-S) 2022

Schedule K-1 (Form 1120-S)

Department of the Treasury Internal Revenue Service

2022

For calendar year 2022, or tax year

beginning / / 2022 ending / /

Shareholder's Share of Income, Deductions, Credits, etc. See separate instructions.

Part I Information About the Corporation

Form section for Part I: Information About the Corporation, including fields A through D.

Part II Information About the Shareholder

Form section for Part II: Information About the Shareholder, including fields E through I.

Form section for Line 13 Credits, including sub-sections A through P.

Part III Shareholder's Share of Current Year Income, Deductions, Credits, and Other Items

Table for Part III: Shareholder's Share of Current Year Income, Deductions, Credits, and Other Items, with columns for line numbers and descriptions.

18 More than one activity for at-risk purposes\* 19 More than one activity for passive activity purposes\*

\* See attached statement for additional information.

**This list identifies the codes used on Schedule K-1 for all shareholders and provides summarized reporting information for shareholders who file Form 1040 or 1040-SR. For detailed reporting and filing information, see the separate Shareholder's Instructions for Schedule K-1 and the instructions for your income tax return.**

- 1. Ordinary business income (loss).** Determine whether the income (loss) is passive or nonpassive and enter on your return as follows:
  - Passive loss *Report on* See the Shareholder's Instructions
  - Passive income Schedule E, line 28, column (h)
  - Nonpassive loss See the Shareholder's Instructions
  - Nonpassive income Schedule E, line 28, column (k)
- 2. Net rental real estate income (loss)** See the Shareholder's Instructions
- 3. Other net rental income (loss)**
  - Net income Schedule E, line 28, column (h)
  - Net loss See the Shareholder's Instructions
- 4. Interest income** Form 1040 or 1040-SR, line 2b
- 5a. Ordinary dividends** Form 1040 or 1040-SR, line 3b
- 5b. Qualified dividends** Form 1040 or 1040-SR, line 3a
- 6. Royalties** Schedule E, line 4
- 7. Net short-term capital gain (loss)** Schedule D, line 5
- 8a. Net long-term capital gain (loss)** Schedule D, line 12
- 8b. Collectibles (28%) gain (loss)** 28% Rate Gain Worksheet, line 4 (Schedule D instructions)
- 8c. Unrecaptured section 1250 gain** See the Shareholder's Instructions
- 9. Net section 1231 gain (loss)** See the Shareholder's Instructions
- 10. Other income (loss)**
  - Code*
  - A** Other portfolio income (loss) See the Shareholder's Instructions
  - B** Involuntary conversions See the Shareholder's Instructions
  - C** Sec. 1256 contracts & straddles Form 6781, line 1
  - D** Mining exploration costs recapture See Pub. 535
  - E** Reserved for future use
  - F** Section 965(a) inclusion
  - G** Income under subpart F (other than inclusions under sections 951A and 965) } See the Shareholder's Instructions
  - H** Other income (loss) }
- 11. Section 179 deduction** See the Shareholder's Instructions
- 12. Other deductions**
  - A** Cash contributions (60%)
  - B** Cash contributions (30%)
  - C** Noncash contributions (50%)
  - D** Noncash contributions (30%)
  - E** Capital gain property to a 50% organization (30%)
  - F** Capital gain property (20%)
  - G** Contributions (100%) } See the Shareholder's Instructions
  - H** Investment interest expense Form 4952, line 1
  - I** Deductions—royalty income Schedule E, line 19
  - J** Section 59(e)(2) expenditures See the Shareholder's Instructions
  - K** Section 965(c) deduction See the Shareholder's Instructions
  - L** Deductions—portfolio (other) Schedule A, line 16
  - M** Preproductive period expenses See the Shareholder's Instructions
  - N** Commercial revitalization deduction from rental real estate activities See Form 8582 instructions
  - O** Reforestation expense deduction See the Shareholder's Instructions
  - P through R** Reserved for future use
  - S** Other deductions See the Shareholder's Instructions
- 13. Credits**
  - A** Low-income housing credit (section 42(j)(5)) from pre-2008 buildings
  - B** Low-income housing credit (other) from pre-2008 buildings
  - C** Low-income housing credit (section 42(j)(5)) from post-2007 buildings
  - D** Low-income housing credit (other) from post-2007 buildings } See the Shareholder's Instructions
  - E** Qualified rehabilitation expenditures (rental real estate)
  - F** Other rental real estate credits
  - G** Other rental credits
  - H** Undistributed capital gains credit Schedule 3 (Form 1040 or 1040-SR), line 13, box a
  - I** Biofuel producer credit
  - J** Work opportunity credit
  - K** Disabled access credit
  - L** Empowerment zone employment credit
  - M** Credit for increasing research activities } See the Shareholder's Instructions

- Code* *Report on*
- N** Credit for employer social security and Medicare taxes } See the Shareholder's Instructions
- O** Backup withholding }
- P** Other credits }
- 14. Foreign transactions**
  - A** Name of country or U.S. possession
  - B** Gross income from all sources } Form 1116, Part I
  - C** Gross income sourced at shareholder level }
  - Foreign gross income sourced at corporate level*
  - D** Reserved for future use
  - E** Foreign branch category
  - F** Passive category
  - G** General category } Form 1116, Part I
  - H** Other }
  - Deductions allocated and apportioned at shareholder level*
  - I** Interest expense Form 1116, Part I
  - J** Other Form 1116, Part I
  - Deductions allocated and apportioned at corporate level to foreign source income*
  - K** Reserved for future use
  - L** Foreign branch category
  - M** Passive category
  - N** General category
  - O** Other } Form 1116, Part I
  - Other information*
  - P** Total foreign taxes paid Form 1116, Part II
  - Q** Total foreign taxes accrued Form 1116, Part II
  - R** Reduction in taxes available for credit Form 1116, line 12
  - S** Foreign trading gross receipts Form 8873
  - T** Extraterritorial income exclusion Form 8873
  - U** Section 965 information See the Shareholder's Instructions
  - V** Other foreign transactions See the Shareholder's Instructions
- 15. Alternative minimum tax (AMT) items**
  - A** Post-1986 depreciation adjustment
  - B** Adjusted gain or loss
  - C** Depletion (other than oil & gas)
  - D** Oil, gas, & geothermal—gross income
  - E** Oil, gas, & geothermal—deductions
  - F** Other AMT items } See the Shareholder's Instructions and the Instructions for Form 6251
- 16. Items affecting shareholder basis**
  - A** Tax-exempt interest income Form 1040 or 1040-SR, line 2a
  - B** Other tax-exempt income
  - C** Nondeductible expenses
  - D** Distributions
  - E** Repayment of loans from shareholders } See the Shareholder's Instructions
- 17. Other information**
  - A** Investment income Form 4952, line 4a
  - B** Investment expenses Form 4952, line 5
  - C** Qualified rehabilitation expenditures (other than rental real estate) See the Shareholder's Instructions
  - D** Basis of energy property See the Shareholder's Instructions
  - E** Recapture of low-income housing credit (section 42(j)(5)) Form 8611, line 8
  - F** Recapture of low-income housing credit (other) Form 8611, line 8
  - G** Recapture of investment credit See Form 4255
  - H** Recapture of other credits See the Shareholder's Instructions
  - I** Look-back interest—completed long-term contracts See Form 8697
  - J** Look-back interest—income forecast method See Form 8866
  - K** Dispositions of property with section 179 deductions
  - L** Recapture of section 179 deduction } See the Shareholder's Instructions
  - M through U** Section 199A information }
  - W through Z** Reserved for future use
  - AA** Excess taxable income
  - AB** Excess business interest income } See the Shareholder's Instructions
  - AC** Other information }

**SCHEDULE K-2  
(Form 1120-S)**

Department of the Treasury  
Internal Revenue Service

**Shareholders' Pro Rata Share Items—International**

Attach to Form 1120-S.

Go to [www.irs.gov/Form1120S](http://www.irs.gov/Form1120S) for instructions and the latest information.

OMB No. 1545-0123

**2022**

Name of corporation

Employer identification number (EIN)

**A** Check to indicate the parts of Schedule K-2 that apply.

	Yes	No
1 Does Part I apply? If "Yes," complete and attach Part I.	1	
2 Does Part II apply? If "Yes," complete and attach Part II.	2	
3 Does Part III apply? If "Yes," complete and attach Part III.	3	
4 Does Part IV apply? If "Yes," complete and attach Part IV.	4	
5 Does Part V apply? If "Yes," complete and attach Part V.	5	
6 Does Part VI apply? If "Yes," complete and attach Part VI.	6	
7 Does Part VII apply? If "Yes," complete and attach Part VII.	7	

**Part I Corporation's Other Current Year International Information**

Check box(es) for additional specified attachments. See instructions.

- 1. Gain on personal property sale
- 2. Foreign oil and gas taxes
- 3. Splitter arrangements
- 4. Foreign tax translation
- 5. High-taxed income
- 6. Section 267A disallowed deduction
- 7. Form 8858 information
- 8. Form 5471 information
- 9. Other forms
- 10. Shareholder loan transactions
- 11. Entity treatment for certain S corporations
- 12. Reserved for future use
- 13. Other international items (attach description and statement)

**Part II Foreign Tax Credit Limitation**

**Section 1—Gross Income**

Description	(a) U.S. source	Foreign Source				(f) Sourced by shareholder	(g) Total
		(b) Foreign branch category income	(c) Passive category income	(d) General category income	(e) Other (category code _____)		
<b>1</b> Sales							
A							
B							
C							
<b>2</b> Gross income from performance of services							
A							
B							
C							
<b>3</b> Gross rental real estate income							
A							
B							
C							
<b>4</b> Other gross rental income							
A							
B							
C							

For Paperwork Reduction Act Notice, see the Instructions for Form 1120-S.

Cat. No. 73973Q

Schedule K-2 (Form 1120-S) 2022



Name of corporation \_\_\_\_\_ EIN \_\_\_\_\_

**Part II Foreign Tax Credit Limitation (continued)**

**Section 1 – Gross Income (continued)**

Description	(a) U.S. source	Foreign Source			(f) Sourced by shareholder	(g) Total
		(b) Foreign branch category income	(c) Passive category income	(d) General category income		
5 Reserved for future use . . . . .						
6 Interest income						
A						
B						
C						
7 Ordinary dividends (exclude amount on line 8)						
A						
B						
C						
8 Qualified dividends						
A						
B						
C						
9 Reserved for future use . . . . .						
10 Royalties and license fees						
A						
B						
C						
11 Net short-term capital gain						
A						
B						
C						
12 Net long-term capital gain						
A						
B						
C						
13 Collectibles (28%) gain						
A						
B						
C						
14 Unrecaptured section 1250 gain						
A						
B						
C						

**Part II Foreign Tax Credit Limitation (continued)**  
**Section 1 – Gross Income (continued)**

Description	(a) U.S. source	Foreign Source				(f) Sourced by shareholder	(g) Total
		(b) Foreign branch category income	(c) Passive category income	(d) General category income	(e) Other category code ( )		
15 Net section 1231 gain							
A							
B							
C							
16 Section 986(c) gain . . . . .							
17 Section 987 gain . . . . .							
18 Section 988 gain . . . . .							
19 Section 951(a) inclusions							
A							
B							
C							
20 Other income (see instructions)							
A							
B							
C							
21 Section 951A(a) inclusions (see instructions) . . . . .							
22 Reserved for future use							
A							
B							
C							
23 Reserved for future use							
A							
B							
C							
24 Total gross income (combine lines 1 through 23) . . . . .							
A							
B							
C							

**Part II Foreign Tax Credit Limitation (continued)**

**Section 2 – Deductions**

Description	(a) U.S. source	Foreign Source			(f) Sourced by shareholder	(g) Total
		(b) Foreign branch category income	(c) Passive category income	(d) General category income		
25 Expenses allocable to sales income . . . . .						
26 Expenses allocable to gross income from performances of services . . . . .						
27 Net short-term capital loss . . . . .						
28 Net long-term capital loss . . . . .						
29 Collectibles loss . . . . .						
30 Net section 1231 loss . . . . .						
31 Other losses . . . . .						
32 Research & experimental (R&E) expenses						
A SIC code: . . . . .						
B SIC code: . . . . .						
C SIC code: . . . . .						
33 Allocable rental expenses—depreciation, depletion, and amortization						
34 Allocable rental expenses—other than depreciation, depletion, and amortization						
35 Allocable royalty and licensing expenses—depreciation, depletion, and amortization . . . . .						
36 Allocable royalty and licensing expenses—other than depreciation, depletion, and amortization . . . . .						
37 Depreciation not included on line 33 or 35 . . . . .						
38 Charitable contributions . . . . .						
39 Interest expense specifically allocable under Regulations section 1.861-10(e)						
40 Other interest expense specifically allocable under Regulations section 1.861-10T . . . . .						
41 Other interest expense—business . . . . .						
42 Other interest expense—investment . . . . .						
43 Other interest expense—passive activity . . . . .						
44 Section 59(e)(2) expenditures, excluding R&E expenses on line 32 . . . . .						
45 Foreign taxes not creditable but deductible . . . . .						

**Part II Foreign Tax Credit Limitation (continued)**

**Section 2 – Deductions (continued)**

Description	(a) U.S. source	Foreign Source					(f) Sourced by shareholder	(g) Total
		(b) Foreign branch category income	(c) Passive category income	(d) General category income	(e) Other category code _____ )			
46 Section 986(c) loss . . . . .								
47 Section 987 loss . . . . .								
48 Section 988 loss . . . . .								
49 Other allocable deductions (see instructions) . . . . .								
50 Other apportioned share of deductions (see instructions) . . . . .								
51 Reserved for future use . . . . .								
52 Reserved for future use . . . . .								
53 Reserved for future use . . . . .								
54 Total deductions (combine lines 25 through 53) . . . . .								
55 Net income (loss) (subtract line 54 from line 24) . . . . .								

**Part III Other Information for Preparation of Form 1116**

**Section 1 – R&E Expenses Apportionment Factors**

Description	(a) U.S. source	Foreign Source					(f) Sourced by shareholder	(g) Total
		(b) Foreign branch category income	(c) Passive category income	(d) General category income	(e) Other category code _____ )			
1 Gross receipts by SIC code								
A SIC code: _____								
B SIC code: _____								
C SIC code: _____								
D SIC code: _____								
E SIC code: _____								
F SIC code: _____								
2 Exclusive apportionment with respect to total R&E expenses entered on Part II, line 32. Enter the following.								
A R&E expense with respect to activity performed in the United States								
(i) SIC code: _____							2A(i)	
(ii) SIC code: _____							2A(ii)	
(iii) SIC code: _____							2A(iii)	
B R&E expense with respect to activity performed outside the United States								
(i) SIC code: _____							2B(i)	
(ii) SIC code: _____							2B(ii)	
(iii) SIC code: _____							2B(iii)	

**SCHEDULE M-3  
(Form 1120-S)**

(Rev. December 2019)  
Department of the Treasury  
Internal Revenue Service

**Net Income (Loss) Reconciliation for S Corporations  
With Total Assets of \$10 Million or More**

▶ Attach to Form 1120-S.

▶ Go to [www.irs.gov/Form1120S](http://www.irs.gov/Form1120S) for instructions and the latest information.

OMB No. 1545-0123

Name of corporation

Employer identification number

**Part I Financial Information and Net Income (Loss) Reconciliation** (see instructions)

- 1a** Did the corporation prepare a certified audited non-tax-basis income statement for the period ending with or within this tax year? See instructions if multiple non-tax-basis income statements are prepared.  
 **Yes.** Skip line 1b and complete lines 2 through 11 with respect to that income statement.  
 **No.** Go to line 1b.
- b** Did the corporation prepare a non-tax-basis income statement for that period?  
 **Yes.** Complete lines 2 through 11 with respect to that income statement.  
 **No.** Skip lines 2 through 3b and enter the corporation's net income (loss) per its books and records on line 4a.

**2** Enter the income statement period: Beginning \_\_\_\_\_ / \_\_\_\_\_ / \_\_\_\_\_ Ending \_\_\_\_\_ / \_\_\_\_\_ / \_\_\_\_\_

- 3a** Has the corporation's income statement been restated for the income statement period on line 2?  
 **Yes.** If "Yes," attach an explanation and the amount of each item restated.  
 **No.**
- b** Has the corporation's income statement been restated for any of the five income statement periods immediately preceding the period on line 2?  
 **Yes.** If "Yes," attach an explanation and the amount of each item restated.  
 **No.**

<b>4a</b> Worldwide consolidated net income (loss) from income statement source identified in Part I, line 1 . . . . .	<b>4a</b>	
<b>b</b> Indicate accounting standard used for line 4a (see instructions): (1) <input type="checkbox"/> GAAP      (2) <input type="checkbox"/> IFRS (3) <input type="checkbox"/> Tax-basis      (4) <input type="checkbox"/> Other (specify) _____		
<b>5a</b> Net income from nonincludible foreign entities (attach statement) . . . . .	<b>5a</b>	( )
<b>b</b> Net loss from nonincludible foreign entities (attach statement and enter as a positive amount) . . . . .	<b>5b</b>	
<b>6a</b> Net income from nonincludible U.S. entities (attach statement) . . . . .	<b>6a</b>	( )
<b>b</b> Net loss from nonincludible U.S. entities (attach statement and enter as a positive amount) . . . . .	<b>6b</b>	
<b>7a</b> Net income (loss) of other foreign disregarded entities (attach statement) . . . . .	<b>7a</b>	
<b>b</b> Net income (loss) of other U.S. disregarded entities (except qualified subchapter S subsidiaries) (attach statement) . . . . .	<b>7b</b>	
<b>c</b> Net income (loss) of other qualified subchapter S subsidiaries (QSubs) (attach statement) . . . . .	<b>7c</b>	
<b>8</b> Adjustment to eliminations of transactions between includible entities and nonincludible entities (attach statement) . . . . .	<b>8</b>	
<b>9</b> Adjustment to reconcile income statement period to tax year (attach statement) . . . . .	<b>9</b>	
<b>10</b> Other adjustments to reconcile to amount on line 11 (attach statement) . . . . .	<b>10</b>	
<b>11 Net income (loss) per income statement of the corporation.</b> Combine lines 4 through 10 . . . . . <b>Note:</b> Part I, line 11, must equal Part II, line 26, column (a); or Schedule M-1, line 1. See instructions.	<b>11</b>	

**12** Enter the total amount (not just the corporation's share) of the assets and liabilities of all entities included or removed on the following lines:

	Total Assets	Total Liabilities
<b>a</b> Included on Part I, line 4		
<b>b</b> Removed on Part I, line 5		
<b>c</b> Removed on Part I, line 6		
<b>d</b> Included on Part I, line 7		

Name of corporation

Employer identification number

**Part II Reconciliation of Net Income (Loss) per Income Statement of the Corporation With Total Income (Loss) per Return** (see instructions)

Income (Loss) Items (attach statements for lines 1 through 10)	(a) Income (Loss) per Income Statement	(b) Temporary Difference	(c) Permanent Difference	(d) Income (Loss) per Tax Return
1	Income (loss) from equity method foreign corporations			
2	Gross foreign dividends not previously taxed . . .			
3	Subpart F, QEF, and similar income inclusions . . .			
4	Gross foreign distributions previously taxed . . .			
5	Income (loss) from equity method U.S. corporations . . .			
6	U.S. dividends not eliminated in tax consolidation . . .			
7	Income (loss) from U.S. partnerships . . . . .			
8	Income (loss) from foreign partnerships . . . . .			
9	Income (loss) from other pass-through entities . . . . .			
10	Items relating to reportable transactions . . . . .			
11	Interest income (see instructions) . . . . .			
12	Total accrual to cash adjustment . . . . .			
13	Hedging transactions . . . . .			
14	Mark-to-market income (loss) . . . . .			
15	Cost of goods sold (see instructions) . . . . .	( )		( )
16	Sale versus lease (for sellers and/or lessors) . . . . .			
17	Section 481(a) adjustments . . . . .			
18	Unearned/deferred revenue . . . . .			
19	Income recognition from long-term contracts . . . . .			
20	Original issue discount and other imputed interest . . . . .			
21a	Income statement gain/loss on sale, exchange, abandonment, worthlessness, or other disposition of assets other than inventory and pass-through entities			
b	Gross capital gains from Schedule D, excluding amounts from pass-through entities . . . . .			
c	Gross capital losses from Schedule D, excluding amounts from pass-through entities, abandonment losses, and worthless stock losses . . . . .			
d	Net gain/loss reported on Form 4797, line 17, excluding amounts from pass-through entities, abandonment losses, and worthless stock losses . . . . .			
e	Abandonment losses . . . . .			
f	Worthless stock losses (attach statement) . . . . .			
g	Other gain/loss on disposition of assets other than inventory . . . . .			
22	Other income (loss) items with differences (attach statement) . . . . .			
23	<b>Total income (loss) items.</b> Combine lines 1 through 22 . . . . .			
24	<b>Total expense/deduction items</b> (from Part III, line 32) . . . . .			
25	Other items with no differences . . . . .			
26	<b>Reconciliation totals.</b> Combine lines 23 through 25			

**Note:** Line 26, column (a), must equal Part I, line 11, and column (d) must equal Form 1120-S, Schedule K, line 18.

M-3 BOOK ADJUSTMENT
  M-3 TEMPORARY ADJUSTMENT
  M-3 PERMANENT ADJUSTMENT
  M-3 RETURN ADJUSTMENT

Name of corporation

Employer identification number

**Part III Reconciliation of Net Income (Loss) per Income Statement of the Corporation With Total Income (Loss) per Return—Expense/Deduction Items** (see instructions)

Expense/Deduction Items	(a) Expense per Income Statement	(b) Temporary Difference	(c) Permanent Difference	(d) Deduction per Tax Return
1 U.S. current income tax expense . . . . .				
2 U.S. deferred income tax expense . . . . .				
3 State and local current income tax expense . . . . .				
4 State and local deferred income tax expense . . . . .				
5 Foreign current income tax expense (other than foreign withholding taxes) . . . . .				
6 Foreign deferred income tax expense . . . . .				
7 Equity-based compensation . . . . .				
8 Meals and entertainment . . . . .				
9 Fines and penalties . . . . .				
10 Judgments, damages, awards, and similar costs . . . . .				
11 Pension and profit-sharing . . . . .				
12 Other post-retirement benefits . . . . .				
13 Deferred compensation . . . . .				
14 Charitable contribution of cash and tangible property . . . . .				
15 Charitable contribution of intangible property . . . . .				
16 Current year acquisition or reorganization investment banking fees . . . . .				
17 Current year acquisition or reorganization legal and accounting fees . . . . .				
18 Current year acquisition/reorganization other costs . . . . .				
19 Amortization/impairment of goodwill . . . . .				
20 Amortization of acquisition, reorganization, and start-up costs . . . . .				
21 Other amortization or impairment write-offs . . . . .				
22 Reserved . . . . .				
23a Depletion—Oil & Gas . . . . .				
b Depletion—Other than Oil & Gas . . . . .				
24 Depreciation . . . . .				
25 Bad debt expense . . . . .				
26 Interest expense (see instructions) . . . . .				
27 Corporate-owned life insurance premiums . . . . .				
28 Purchase versus lease (for purchasers and/or lessees) . . . . .				
29 Research and development costs . . . . .				
30 Section 118 exclusion (attach statement) . . . . .				
31 Other expense/deduction items with differences (attach statement) . . . . .				
32 <b>Total expense/deduction items.</b> Combine lines 1 through 31. Enter here and on Part II, line 24, reporting positive amounts as negative and negative amounts as positive . . . . .				

Name		Employer identification number	
<b>1</b>	Inventory at beginning of year . . . . .	<b>1</b>	
<b>2</b>	Purchases . . . . .	<b>2</b>	
<b>3</b>	Cost of labor . . . . .	<b>3</b>	
<b>4</b>	Additional section 263A costs (attach schedule) . . . . .	<b>4</b>	
<b>5</b>	Other costs (attach schedule) . . . . .	<b>5</b>	
<b>6</b>	<b>Total.</b> Add lines 1 through 5 . . . . .	<b>6</b>	
<b>7</b>	Inventory at end of year . . . . .	<b>7</b>	
<b>8</b>	<b>Cost of goods sold.</b> Subtract line 7 from line 6. Enter here and on Form 1120, page 1, line 2 or the appropriate line of your tax return. See instructions . . . . .	<b>8</b>	

**9a** Check all methods used for valuing closing inventory:

(i)  Cost

(ii)  Lower of cost or market

(iii)  Other (Specify method used and attach explanation.) ▶

**b** Check if there was a writedown of subnormal goods . . . . . ▶

**c** Check if the LIFO inventory method was adopted this tax year for any goods (if checked, attach Form 970) . . . . . ▶

**d** If the LIFO inventory method was used for this tax year, enter amount of closing inventory computed under LIFO . . . . . **9d**

**e** If property is produced or acquired for resale, do the rules of section 263A apply to the entity? See instructions . . .  Yes  No

**f** Was there any change in determining quantities, cost, or valuations between opening and closing inventory? If "Yes," attach explanation . . . . .  Yes  No

Section references are to the Internal Revenue Code unless otherwise noted.

**What's New**

**Small business taxpayers.** For tax years beginning after December 31, 2017, the following apply.

- A small business taxpayer (defined below), may use a method of accounting for inventories that either: (1) treats inventories as nonincidental materials and supplies, or (2) conforms to the taxpayer's financial accounting treatment of inventories.
- A small business taxpayer is not required to capitalize costs under section 263A.

**General Instructions**

**Purpose of Form**

Use Form 1125-A to calculate and deduct cost of goods sold for certain entities.

**Who Must File**

Filers of Form 1120, 1120-C, 1120-F, 1120S, or 1065, must complete and attach Form 1125-A if the applicable entity reports a deduction for cost of goods sold.

**Inventories**

Generally, inventories are required at the beginning and end of each tax year if the production, purchase, or sale of

merchandise is an income-producing factor. See Regulations section 1.471-1. If inventories are required, you generally must use an accrual method of accounting for sales and purchases of inventory items.

**Exception for certain taxpayers.** A small business taxpayer (defined below), can adopt or change its accounting method to account for inventories in the same manner as material and supplies that are non-incidental, or conform to its treatment of inventories in an applicable financial statement (as defined in section 451(b)(3)), or if it does not have an applicable financial statement, the method of accounting used in its books and records prepared in accordance with its accounting procedures. See section 471(c)(3).

A small business taxpayer claiming exemption from the requirement to keep inventories is changing its method of accounting for purposes of section 481. For additional guidance on this method of accounting, see Pub. 538, Accounting Periods and Methods. For guidance on changing to this method of accounting, see Form 3115 and the Instructions for Form 3115.

**Small business taxpayer.** A small business taxpayer is a taxpayer that (a) has average annual gross receipts of \$25 million or less (indexed for inflation) for the 3 prior tax years, and (b) is not a tax shelter (as defined in section 448(d)(3)). See Pub. 538.

**Uniform capitalization rules.** The uniform capitalization rules of section 263A generally require you to capitalize, or include in inventory, certain costs incurred in connection with the following.

- The production of real property and tangible personal property held in inventory or held for sale in the ordinary course of business.
- Real property or personal property (tangible and intangible) acquired for resale.
- The production of real property and tangible personal property for use in its trade or business or in an activity engaged in for profit.

A small business taxpayer (defined above) is not required to capitalize costs under section 263A. See section 263A(i).

See the discussion on section 263A uniform capitalization rules in the instructions for your tax return before completing Form 1125-A. Also see Regulations sections 1.263A-1 through 1.263A-3. See Regulations section 1.263A-4 for rules for property produced in a farming business.



Form **1125-E**

(Rev. October 2016)  
 Department of the Treasury  
 Internal Revenue Service

**Compensation of Officers**

**► Attach to Form 1120, 1120-C, 1120-F, 1120-REIT, 1120-RIC, or 1120S.  
 ► Information about Form 1125-E and its separate instructions is at [www.irs.gov/form1125e](http://www.irs.gov/form1125e).**

OMB No. 1545-0123

Name	Employer identification number
------	--------------------------------

**Note:** Complete Form 1125-E only if total receipts are \$500,000 or more. See instructions for definition of total receipts.

(a) Name of officer	(b) Social security number (see instructions)	(c) Percent of time devoted to business	Percent of stock owned		(f) Amount of compensation
			(d) Common	(e) Preferred	
<b>1</b>	■	%	%	%	■
	■	%	%	%	■
	■	%	%	%	■
	■	%	%	%	■
	■	%	%	%	■
	■	%	%	%	■
	■	%	%	%	■
	■	%	%	%	■
	■	%	%	%	■
	■	%	%	%	■
		%	%	%	
		%	%	%	
		%	%	%	
		%	%	%	
		%	%	%	
		%	%	%	
		%	%	%	
		%	%	%	
		%	%	%	
		%	%	%	
		%	%	%	
		%	%	%	
		%	%	%	
		%	%	%	
		%	%	%	
<b>2</b> Total compensation of officers . . . . .				<b>2</b>	
<b>3</b> Compensation of officers claimed on Form 1125-A or elsewhere on return . . . . .				<b>3</b>	
<b>4</b> Subtract line 3 from line 2. Enter the result here and on Form 1120, page 1, line 12 or the appropriate line of your tax return . . . . .				<b>4</b>	

**Investment Credit**

Department of the Treasury  
Internal Revenue Service

Attach to your tax return.  
Go to [www.irs.gov/Form3468](http://www.irs.gov/Form3468) for instructions and the latest information.

Name(s) shown on return

Identifying number

**Part I Information Regarding the Election To Treat the Lessee as the Purchaser of Investment Credit Property**

If you are claiming the investment credit as a lessee based on a section 48(d) (as in effect on November 4, 1990) election, provide the following information. If you acquired more than one property as a lessee, attach a statement showing the information below.

- 1 Name of lessor: \_\_\_\_\_
- 2 Address of lessor: \_\_\_\_\_
- 3 Description of property: \_\_\_\_\_
- 4 Amount for which you were treated as having acquired the property . . . . . \$ \_\_\_\_\_

**Part II Qualifying Advanced Coal Project Credit, Qualifying Gasification Project Credit, Qualifying Advanced Energy Project Credit, and Advanced Manufacturing Investment Credit**

<b>5</b>	<b>Qualifying advanced coal project credit</b> (see instructions):			
a	Qualified investment in integrated gasification combined cycle property placed in service during the tax year for projects described in section 48A(d)(3)(B)(i) . . . . \$ _____ × 20% (0.20)	<b>5a</b>		
b	Qualified investment in advanced coal-based generation technology property placed in service during the tax year for projects described in section 48A(d)(3)(B)(ii) \$ _____ × 15% (0.15)	<b>5b</b>		
c	Qualified investment in advanced coal-based generation technology property placed in service during the tax year for projects described in section 48A(d)(3)(B)(iii) \$ _____ × 30% (0.30)	<b>5c</b>		
d	Total. Add lines 5a, 5b, and 5c . . . . .		<b>5d</b>	█
<b>6</b>	<b>Qualifying gasification or advanced energy project credit</b> (see instructions):			
a	Qualified investment in property placed in service during the tax year (a) of advanced energy project property or (b) of qualified gasification property for which credits were allocated or reallocated after October 3, 2008, and that includes equipment that separates and sequesters at least 75% of the project's carbon dioxide emissions . . . . \$ _____ × 30% (0.30)	<b>6a</b>		
b	Qualified investment in property other than in <b>6a</b> above placed in service during the tax year . . . . . \$ █ × 20% (0.20)	<b>6b</b>		
c	Total. Add lines 6a and 6b . . . . .		<b>6c</b>	█
<b>7</b>	<b>Advanced manufacturing investment credit</b> (see instructions): Basis in qualified property as part of an advanced manufacturing facility, placed in service during the tax year and after 2022, the construction of which began after August 9, 2022 . . . . . \$ _____ × 25% (0.25)		<b>7</b>	█
<b>8</b>	Reserved for future use . . . . .		<b>8</b>	
<b>9</b>	Enter the applicable unused investment credit from cooperatives (see instructions) . . . . .		<b>9</b>	█
<b>10</b>	Add lines 5d, 6c, 7, and 9. Report this amount on Form 3800, Part III, line 1a (see instructions if you entered an amount on line 7) . . . . .		<b>10</b>	█

For Paperwork Reduction Act Notice, see separate instructions.

Cat. No. 12276E

Form **3468** (2022)

**Part III Rehabilitation Credit and Energy Credit**

**11 Rehabilitation credit** (see instructions for requirements that must be met):

**a** Check this box if you are electing under section 47(d)(5) to take your qualified rehabilitation expenditures into account for the tax year in which paid (or, for self-rehabilitated property, when capitalized). See instructions. **Note:** This election applies to the current tax year and to all later tax years. You may not revoke this election without IRS consent . . . . .

**b** Enter the dates on which the 24- or 60-month measuring period begins \_\_\_\_\_ and ends \_\_\_\_\_

**c** Enter the adjusted basis of the building as of the beginning date above (or the first day of your holding period, if later) . . . . . \$ \_\_\_\_\_

**d** Enter the amount of the qualified rehabilitation expenditures incurred, or treated as incurred, during the period on line 11b above . . . . . \$ \_\_\_\_\_

Enter the amount of qualified rehabilitation expenditures and multiply by the percentage shown:

**e** Pre-1936 buildings under the transition rule (see instructions) . . . \$ \_\_\_\_\_ × 10% (0.10) **11e** \_\_\_\_\_

**f** Certified historic structures under the transition rule (see instructions) \$ \_\_\_\_\_ × 20% (0.20) **11f** \_\_\_\_\_

**g** Certified historic structures with expenditures paid or incurred after 2017 and not under the transition rule (see instructions) . . . \$ \_\_\_\_\_ × 4% (0.04) **11g** \_\_\_\_\_

**Note:** This credit is allowed for a 5-year period beginning in the tax year that the qualified rehabilitated building is placed in service.

For properties identified on line 11f or 11g, complete lines 11h and 11i.

**h** Enter the assigned NPS project number or the pass-through entity's employer identification number (see instructions) . . . . . \_\_\_\_\_

**i** Enter the date that the NPS approved the Request for Certification of Completed Work (see instructions) . . . . . \_\_\_\_\_

**12 Energy credit:**

**a** Basis of property using geothermal energy placed in service during the tax year. See instructions . . . . . \$ \_\_\_\_\_ × 30% (0.30) **12a** \_\_\_\_\_

**b** Basis of property using solar illumination or solar energy placed in service during the tax year that is attributable to periods after 2005, the construction of which began before 2020 or after 2021 (see instructions) . . . . . \$ \_\_\_\_\_ × 30% (0.30) **12b** \_\_\_\_\_

**c** Basis of property using solar illumination or solar energy placed in service during the tax year, the construction of which began in 2020 or 2021 (see instructions) . . . . . \$ \_\_\_\_\_ × 30% (0.30) **12c** \_\_\_\_\_

**d** Reserved for future use . . . . . **12d** \_\_\_\_\_

**Qualified fuel cell property** (see instructions):

**e** Basis of property placed in service during the tax year that was acquired after 2005 and before October 4, 2008, and the basis attributable to construction, reconstruction, or erection by the taxpayer after 2005 and before October 4, 2008 . . . . . \$ \_\_\_\_\_ × 30% (0.30) **12e** \_\_\_\_\_

**f** Applicable kilowatt capacity of property on line 12e (see instructions) . . . . . × \$1,000 **12f** \_\_\_\_\_

**g** Enter the smaller of line 12e or line 12f . . . . . **12g** \_\_\_\_\_

**h** Basis of property placed in service during the tax year that is attributable to periods after October 3, 2008, the construction of which began before 2020 or after 2021 . . . \$ \_\_\_\_\_ × 30% (0.30) **12h** \_\_\_\_\_

**i** Applicable kilowatt capacity of property on line 12h (see instructions) . . . . . × \$3,000 **12i** \_\_\_\_\_

**j** Enter the smaller of line 12h or line 12i . . . . . **12j** \_\_\_\_\_

**k** Basis of property placed in service during the tax year, the construction of which began in 2020 or 2021 . . . . . \$ \_\_\_\_\_ × 30% (0.30) **12k** \_\_\_\_\_

**l** Applicable kilowatt capacity of property on line 12k (see instructions) . . . . . × \$3,000 **12l** \_\_\_\_\_

**m** Enter the smaller of line 12k or line 12l . . . . . **12m** \_\_\_\_\_

**n** Reserved for future use . . . . . **12n** \_\_\_\_\_

**o** Reserved for future use . . . . . **12o** \_\_\_\_\_

**p** Reserved for future use . . . . . **12p** \_\_\_\_\_

**Part III Rehabilitation Credit and Energy Credit (continued)**

<b>Qualified microturbine property</b> (see instructions):				
<b>q</b>	Basis of property placed in service during the tax year that was acquired after 2005, the basis attributable to construction, reconstruction, or erection by the taxpayer after 2005 . . . . . \$ _____ × 10% (0.10)	<b>12q</b>		
<b>r</b>	Kilowatt capacity of property on line 12q . . . . . × \$200	<b>12r</b>		
<b>s</b>	Enter the smaller of line 12q or line 12r . . . . .			<b>12s</b>
<b>Combined heat and power system property</b> (see instructions):				
<b>Caution:</b> You can't claim this credit if the electrical capacity of the property is more than 50 megawatts or has a mechanical energy capacity of more than 67,000 horsepower or an equivalent combination of electrical and mechanical energy capabilities.				
<b>t</b>	Basis of property placed in service during the tax year. See instructions. For property placed in service after 2022, multiply by 30% instead of 10% . . . . . \$ _____ × 10% (0.10)	<b>12t</b>		
<b>u</b>	If the electrical capacity of the property is measured in: • Megawatts, divide 15 by the megawatt capacity. Enter 1.0 if the capacity is 15 megawatts or less. • Horsepower, divide 20,000 by the horsepower. Enter 1.0 if the capacity is 20,000 horsepower or less . . . . .	<b>12u</b>		
<b>v</b>	Multiply line 12t by line 12u . . . . .			<b>12v</b>
<b>Qualified small wind energy property</b> (see instructions):				
<b>w</b>	Basis of property placed in service during the tax year that was acquired after October 3, 2008, and before 2009 and the basis attributable to the construction, reconstruction, or erection by the taxpayer after October 3, 2008, and before 2009 . . . . . \$ _____ × 30% (0.30)	<b>12w</b>		
<b>x</b>	Enter the smaller of line 12w or \$4,000 . . . . .			<b>12x</b>
<b>y</b>	Basis of property placed in service during the tax year that is attributable to periods after 2008, the construction of which began before 2020 or after 2021 . . . . . \$ _____ × 30% (0.30)			<b>12y</b>
<b>z</b>	Basis of property placed in service during the tax year, the construction of which began in 2020 or 2021 . . . . . \$ _____ × 30% (0.30)			<b>12z</b>
<b>aa</b>	Reserved for future use . . . . .			<b>12aa</b>
<b>Waste energy recovery property:</b>				
<b>bb</b>	Basis of property placed in service during the tax year. See instructions . . . . . \$ _____ × 30% (0.30)			<b>12bb</b>
<b>Geothermal heat pump systems</b> (see instructions):				
<b>cc</b>	Basis of property placed in service during the tax year. See instructions. For property placed in service after 2022, multiply by 30% instead of 10% . . . . . \$ _____ × 10% (0.10)			<b>12cc</b>
<b>Qualified investment credit facility property</b> (see instructions):				
<b>dd</b>	Basis of property placed in service during the tax year . . . . . \$ _____ × 30% (0.30)			<b>12dd</b>
<b>ee</b>	Reserved for future use . . . . .			<b>12ee</b>
<b>ff</b>	Reserved for future use . . . . .			<b>12ff</b>
<b>gg</b>	Reserved for future use . . . . .			<b>12gg</b>
<b>hh</b>	<b>Other energy credits and special adjustments</b> (see instructions) . . . . .			<b>12hh</b>
<b>13</b>	Enter the applicable unused investment credit from cooperatives (see instructions) . . . . .			<b>13</b>
<b>14</b>	Combine lines 11e, 11f, 11g, 12a, 12b, 12c, 12g, 12j, 12m, 12s, 12v, 12x, 12y, 12z, 12bb, 12cc, 12dd, 12hh, and 13. Report this amount on Form 3800, Part III, line 4a . . . . .			<b>14</b>

Name(s) shown on return

Identifying number

**Part I Current Year Credit for Credits Not Allowed Against Tentative Minimum Tax (TMT)**  
(See instructions and complete Part(s) III before Parts I and II.)

1	General business credit from line 2 of all Parts III with box A checked . . . . .		1	
2	Passive activity credits from line 2 of all Parts III with box B checked . . . . .	2		
3	Enter the applicable passive activity credits allowed for 2022. See instructions . . . . .		3	
4	Carryforward of general business credit to 2022. Enter the amount from line 2 of Part III with box C checked. See instructions for statement to attach . . . . .		4	
5	Check this box if the carryforward was changed or revised from the original reported amount . . . . .			
5	Carryback of general business credit from 2023. Enter the amount from line 2 of Part III with box D checked. See instructions . . . . .		5	
6	Add lines 1, 3, 4, and 5 . . . . .		6	

**Part II Allowable Credit**

7	Regular tax before credits: • Individuals. Enter the sum of the amounts from Form 1040, 1040-SR, or 1040-NR, line 16, and Schedule 2 (Form 1040), line 2. • Corporations. Enter the amount from Form 1120, Schedule J, Part I, line 2; or the applicable line of your return. • Estates and trusts. Enter the sum of the amounts from Form 1041, Schedule G, lines 1a and 1b, plus any Form 8978 amount included on line 1d; or the amount from the applicable line of your return.		7	
8	Alternative minimum tax: • Individuals. Enter the amount from Form 6251, line 11. • Corporations. Enter -0-. • Estates and trusts. Enter the amount from Schedule I (Form 1041), line 54.		8	
9	Add lines 7 and 8 . . . . .		9	
10a	Foreign tax credit . . . . .	10a		
b	Certain allowable credits (see instructions) . . . . .	10b		
c	Add lines 10a and 10b . . . . .		10c	
11	<b>Net income tax.</b> Subtract line 10c from line 9. If zero, skip lines 12 through 15 and enter -0- on line 16 . . . . .		11	
12	<b>Net regular tax.</b> Subtract line 10c from line 7. If zero or less, enter -0- . . . . .	12		
13	Enter 25% (0.25) of the excess, if any, of line 12 over \$25,000. See instructions . . . . .	13		
14	Tentative minimum tax: • Individuals. Enter the amount from Form 6251, line 9. • Corporations. Enter -0-. • Estates and trusts. Enter the amount from Schedule I (Form 1041), line 52.	14		
15	Enter the greater of line 13 or line 14 . . . . .		15	
16	Subtract line 15 from line 11. If zero or less, enter -0- . . . . .		16	
17	Enter the <b>smaller</b> of line 6 or line 16 . . . . . <b>C corporations:</b> See the line 17 instructions if there has been an ownership change, acquisition, or reorganization.		17	

For Paperwork Reduction Act Notice, see separate instructions.

Cat. No. 12392F

Form **3800**

**Part II Allowable Credit** (continued)

**Note:** If you are not required to report any amounts on line 22 or 24 below, skip lines 18 through 25 and enter -0- on line 26.

<b>18</b>	Multiply line 14 by 75% (0.75). See instructions . . . . .	<b>18</b>	
<b>19</b>	Enter the greater of line 13 or line 18 . . . . .	<b>19</b>	
<b>20</b>	Subtract line 19 from line 11. If zero or less, enter -0- . . . . .	<b>20</b>	█
<b>21</b>	Subtract line 17 from line 20. If zero or less, enter -0- . . . . .	<b>21</b>	█
<b>22</b>	Combine the amounts from line 3 of all Parts III with box A, C, or D checked . . . . .	<b>22</b>	█
<b>23</b>	Passive activity credit from line 3 of all Parts III with box B checked . . . . .	<b>23</b>	
<b>24</b>	Enter the applicable passive activity credit allowed for 2022. See instructions . . . . .	<b>24</b>	█
<b>25</b>	Add lines 22 and 24 . . . . .	<b>25</b>	█
<b>26</b>	Empowerment zone and renewal community employment credit allowed. Enter the smaller of line 21 or line 25 . . . . .	<b>26</b>	█
<b>27</b>	Subtract line 13 from line 11. If zero or less, enter -0- . . . . .	<b>27</b>	
<b>28</b>	Add lines 17 and 26 . . . . .	<b>28</b>	█
<b>29</b>	Subtract line 28 from line 27. If zero or less, enter -0- . . . . .	<b>29</b>	
<b>30</b>	Enter the general business credit from line 5 of all Parts III with box A checked . . . . .	<b>30</b>	█
<b>31</b>	Reserved . . . . .	<b>31</b>	
<b>32</b>	Passive activity credits from line 5 of all Parts III with box B checked . . . . .	<b>32</b>	
<b>33</b>	Enter the applicable passive activity credits allowed for 2022. See instructions . . . . .	<b>33</b>	█
<b>34</b>	Carryforward of business credit to 2022. Enter the amount from line 5 of Part III with box C checked and line 6 of Part III with box G checked. See instructions for statement to attach . . . . . Check this box if the carryforward was changed or revised from the original reported amount . . . . .	<b>34</b>	█
<b>35</b>	Carryback of business credit from 2023. Enter the amount from line 5 of Part III with box D checked. See instructions . . . . .	<b>35</b>	
<b>36</b>	Add lines 30, 33, 34, and 35 . . . . .	<b>36</b>	█
<b>37</b>	Enter the <b>smaller</b> of line 29 or line 36 . . . . .	<b>37</b>	█
<b>38</b>	<b>Credit allowed for the current year.</b> Add lines 28 and 37. Report the amount from line 38 (if smaller than the sum of Part I, line 6, and Part II, lines 25 and 36, see instructions) as indicated below or on the applicable line of your return. <ul style="list-style-type: none"> <li>• Individuals. Schedule 3 (Form 1040), line 6.</li> <li>• Corporations. Form 1120, Schedule J, Part I, line 5c.</li> <li>• Estates and trusts. Form 1041, Schedule G, line 2b.</li> </ul>	<b>38</b>	█

Name(s) shown on return

Identifying number

**Part III General Business Credits or Eligible Small Business Credits** (see instructions)

Complete a separate Part III for each box checked below. See instructions.

- A**  General Business Credit From a Non-Passive Activity      **E**  Reserved
- B**  General Business Credit From a Passive Activity      **F**  Reserved
- C**  General Business Credit Carryforwards      **G**  Eligible Small Business Credit Carryforwards
- D**  General Business Credit Carrybacks      **H**  Reserved

**I** If you are filing more than one Part III with box A or B checked, complete and attach first an additional Part III combining amounts from all Parts III with box A or B checked. Check here if this is the consolidated Part III

(a) Description of credit	(b) Enter EIN if claiming the credit from a pass-through entity.	(c) Enter the appropriate amount.
<b>Note:</b> On any line where the credit is from more than one source, a separate Part III is needed for each pass-through entity.		
<b>1a</b> Investment (Form 3468, Part II only) (attach Form 3468)	<b>1a</b>	
<b>b</b> Advanced manufacturing production (Form 7207)	<b>1b</b>	
<b>c</b> Increasing research activities (Form 6765)	<b>1c</b>	
<b>d</b> Low-income housing (carryforward only) (see instructions)	<b>1d</b>	
<b>e</b> Disabled access (Form 8826)*	<b>1e</b>	
<b>f</b> Renewable electricity production (Form 8835)	<b>1f</b>	
<b>g</b> Indian employment (Form 8845)	<b>1g</b>	
<b>h</b> Orphan drug (Form 8820)	<b>1h</b>	
<b>i</b> New markets (Form 8874)	<b>1i</b>	
<b>j</b> Small employer pension plan startup costs and auto-enrollment (Form 8881)	<b>1j</b>	
<b>k</b> Employer-provided child care facilities and services (Form 8882)*	<b>1k</b>	
<b>l</b> Biodiesel, renewable diesel, or sustainable aviation fuel (attach Form 8864)	<b>1l</b>	
<b>m</b> Low sulfur diesel fuel production (Form 8896)	<b>1m</b>	
<b>n</b> Distilled spirits (Form 8906)	<b>1n</b>	
<b>o</b> Nonconventional source fuel (carryforward only)	<b>1o</b>	
<b>p</b> Energy efficient home (Form 8908)	<b>1p</b>	
<b>q</b> Energy efficient appliance (carryforward only)	<b>1q</b>	
<b>r</b> Alternative motor vehicle (Form 8910)	<b>1r</b>	
<b>s</b> Alternative fuel vehicle refueling property (Form 8911)	<b>1s</b>	
<b>t</b> Enhanced oil recovery credit (Form 8830)	<b>1t</b>	
<b>u</b> Mine rescue team training (Form 8923)	<b>1u</b>	
<b>v</b> Agricultural chemicals security (carryforward only)	<b>1v</b>	
<b>w</b> Employer differential wage payments (Form 8932)	<b>1w</b>	
<b>x</b> Carbon oxide sequestration (Form 8933)	<b>1x</b>	
<b>y</b> Qualified plug-in electric drive motor vehicle (Form 8936)	<b>1y</b>	
<b>z</b> Qualified plug-in electric vehicle (carryforward only)	<b>1z</b>	
<b>aa</b> Employee retention (Form 5884-A)	<b>1aa</b>	
<b>bb</b> General credits from an electing large partnership (carryforward only)	<b>1bb</b>	
<b>zz</b> Other. Oil and gas production from marginal wells (Form 8904) and certain other credits (see instructions)	<b>1zz</b>	
<b>2</b> Add lines 1a through 1zz and enter here and on the applicable line of Part I	<b>2</b>	
<b>3</b> Enter the amount from Form 8844 here and on the applicable line of Part II	<b>3</b>	
<b>4a</b> Investment (Form 3468, Part III) (attach Form 3468)	<b>4a</b>	
<b>b</b> Work opportunity (Form 5884)	<b>4b</b>	
<b>c</b> Biofuel producer (Form 6478)	<b>4c</b>	
<b>d</b> Low-income housing (Form 8586)	<b>4d</b>	
<b>e</b> Renewable electricity production (Form 8835)	<b>4e</b>	
<b>f</b> Employer social security and Medicare taxes paid on certain employee tips (Form 8846)	<b>4f</b>	
<b>g</b> Qualified railroad track maintenance (Form 8900)	<b>4g</b>	
<b>h</b> Small employer health insurance premiums (Form 8941)	<b>4h</b>	
<b>i</b> Increasing research activities (Form 6765)	<b>4i</b>	
<b>j</b> Employer credit for paid family and medical leave (Form 8994)	<b>4j</b>	
<b>z</b> Other	<b>4z</b>	
<b>5</b> Add lines 4a through 4z and enter here and on the applicable line of Part II	<b>5</b>	
<b>6</b> Add lines 2, 3, and 5 and enter here and on the applicable line of Part II	<b>6</b>	

\* See instructions for limitation on this credit.



**Depreciation and Amortization**  
(Including Information on Listed Property)

Department of the Treasury  
Internal Revenue Service

Attach to your tax return.

Go to [www.irs.gov/Form4562](http://www.irs.gov/Form4562) for instructions and the latest information.

Name(s) shown on return	Business or activity to which this form relates	Identifying number
-------------------------	---	--------------------

**Part I Election To Expense Certain Property Under Section 179**

**Note:** If you have any listed property, complete Part V before you complete Part I.

<b>1</b> Maximum amount (see instructions)	<b>1</b>	
<b>2</b> Total cost of section 179 property placed in service (see instructions)	<b>2</b>	
<b>3</b> Threshold cost of section 179 property before reduction in limitation (see instructions)	<b>3</b>	
<b>4</b> Reduction in limitation. Subtract line 3 from line 2. If zero or less, enter -0-	<b>4</b>	
<b>5</b> Dollar limitation for tax year. Subtract line 4 from line 1. If zero or less, enter -0-. If married filing separately, see instructions	<b>5</b>	
<b>6</b> (a) Description of property	(b) Cost (business use only)	(c) Elected cost
<b>7</b> Listed property. Enter the amount from line 29	<b>7</b>	
<b>8</b> Total elected cost of section 179 property. Add amounts in column (c), lines 6 and 7	<b>8</b>	
<b>9</b> Tentative deduction. Enter the smaller of line 5 or line 8	<b>9</b>	
<b>10</b> Carryover of disallowed deduction from line 13 of your 2021 Form 4562	<b>10</b>	
<b>11</b> Business income limitation. Enter the smaller of business income (not less than zero) or line 5. See instructions	<b>11</b>	
<b>12</b> Section 179 expense deduction. Add lines 9 and 10, but don't enter more than line 11	<b>12</b>	
<b>13</b> Carryover of disallowed deduction to 2023. Add lines 9 and 10, less line 12	<b>13</b>	

**Note:** Don't use Part II or Part III below for listed property. Instead, use Part V.

**Part II Special Depreciation Allowance and Other Depreciation (Don't include listed property. See instructions.)**

<b>14</b> Special depreciation allowance for qualified property (other than listed property) placed in service during the tax year. See instructions	<b>14</b>	
<b>15</b> Property subject to section 168(f)(1) election	<b>15</b>	
<b>16</b> Other depreciation (including ACRS)	<b>16</b>	

**Part III MACRS Depreciation (Don't include listed property. See instructions.)**

**Section A**

<b>17</b> MACRS deductions for assets placed in service in tax years beginning before 2022	<b>17</b>	
<b>18</b> If you are electing to group any assets placed in service during the tax year into one or more general asset accounts, check here <input type="checkbox"/>		

**Section B—Assets Placed in Service During 2022 Tax Year Using the General Depreciation System**

(a) Classification of property	(b) Month and year placed in service	(c) Basis for depreciation (business/investment use only—see instructions)	(d) Recovery period	(e) Convention	(f) Method	(g) Depreciation deduction
<b>19a</b> 3-year property						
<b>b</b> 5-year property						
<b>c</b> 7-year property						
<b>d</b> 10-year property						
<b>e</b> 15-year property						
<b>f</b> 20-year property						
<b>g</b> 25-year property			25 yrs.		S/L	
<b>h</b> Residential rental property			27.5 yrs.	MM	S/L	
			27.5 yrs.	MM	S/L	
<b>i</b> Nonresidential real property			39 yrs.	MM	S/L	
				MM	S/L	

50-YEAR  
PROPERTY  
BASIS  
AMOUNT

**Section C—Assets Placed in Service During 2022 Tax Year Using the Alternative Depreciation System**

<b>20a</b> Class life					S/L	
<b>b</b> 12-year			12 yrs.		S/L	
<b>c</b> 30-year			30 yrs.	MM	S/L	
<b>d</b> 40-year			40 yrs.	MM	S/L	

50-YEAR  
PROPERTY  
DEDUCTION

**Part IV Summary (See instructions.)**

<b>21</b> Listed property. Enter amount from line 28	<b>21</b>	
<b>22</b> <b>Total.</b> Add amounts from line 12, lines 14 through 17, lines 19 and 20 in column (g), and line 21. Enter here and on the appropriate lines of your return. Partnerships and S corporations—see instructions	<b>22</b>	
<b>23</b> For assets shown above and placed in service during the current year, enter the portion of the basis attributable to section 263A costs	<b>23</b>	

**DEPRECIATION ADJUSTMENT**



**Part V Listed Property** (Include automobiles, certain other vehicles, certain aircraft, and property used for entertainment, recreation, or amusement.)

**Note:** For any vehicle for which you are using the standard mileage rate or deducting lease expense, complete **only** 24a, 24b, columns (a) through (c) of Section A, all of Section B, and Section C if applicable.

**Section A—Depreciation and Other Information (Caution: See the instructions for limits for passenger automobiles.)**

<b>24a</b> Do you have evidence to support the business/investment use claimed? <input type="checkbox"/> Yes <input type="checkbox"/> No						<b>24b</b> If "Yes," is the evidence written? <input type="checkbox"/> Yes <input type="checkbox"/> No			
(a) Type of property (list vehicles first)	(b) Date placed in service	(c) Business/investment use percentage	(d) Cost or other basis	(e) Basis for depreciation (business/investment use only)	(f) Recovery period	(g) Method/Convention	(h) Depreciation deduction	(i) Elected section 179 cost	
<b>25</b> Special depreciation allowance for qualified listed property placed in service during the tax year and used more than 50% in a qualified business use. See instructions . . . . .							<b>25</b>		
<b>26</b> Property used more than 50% in a qualified business use:									
		%							
		%							
		%							
<b>27</b> Property used 50% or less in a qualified business use:									
		%			S/L-				
		%			S/L-				
		%			S/L-				
<b>28</b> Add amounts in column (h), lines 25 through 27. Enter here and on line 21, page 1 . . . . .							<b>28</b>		
<b>29</b> Add amounts in column (i), line 26. Enter here and on line 7, page 1 . . . . .								<b>29</b>	

**Section B—Information on Use of Vehicles**

Complete this section for vehicles used by a sole proprietor, partner, or other "more than 5% owner," or related person. If you provided vehicles to your employees, first answer the questions in Section C to see if you meet an exception to completing this section for those vehicles.

30 Total business/investment miles driven during the year ( <b>don't</b> include commuting miles) . . . . .	(a) Vehicle 1		(b) Vehicle 2		(c) Vehicle 3		(d) Vehicle 4		(e) Vehicle 5		(f) Vehicle 6	
31 Total commuting miles driven during the year . . . . .												
32 Total other personal (noncommuting) miles driven . . . . .												
33 Total miles driven during the year. Add lines 30 through 32 . . . . .												
34 Was the vehicle available for personal use during off-duty hours? . . . . .	Yes No		Yes No		Yes No		Yes No		Yes No		Yes No	
35 Was the vehicle used primarily by a more than 5% owner or related person? . . . . .												
36 Is another vehicle available for personal use?												

**Section C—Questions for Employers Who Provide Vehicles for Use by Their Employees**

Answer these questions to determine if you meet an exception to completing Section B for vehicles used by employees who aren't more than 5% owners or related persons. See instructions.

37 Do you maintain a written policy statement that prohibits all personal use of vehicles, including commuting, by your employees? . . . . .	Yes	No
38 Do you maintain a written policy statement that prohibits personal use of vehicles, except commuting, by your employees? See the instructions for vehicles used by corporate officers, directors, or 1% or more owners . . . . .		
39 Do you treat all use of vehicles by employees as personal use? . . . . .		
40 Do you provide more than five vehicles to your employees, obtain information from your employees about the use of the vehicles, and retain the information received? . . . . .		
41 Do you meet the requirements concerning qualified automobile demonstration use? See instructions . . . . .		
<b>Note:</b> If your answer to 37, 38, 39, 40, or 41 is "Yes," don't complete Section B for the covered vehicles.		

**Part VI Amortization**

(a) Description of costs	(b) Date amortization begins	(c) Amortizable amount	(d) Code section	(e) Amortization period or percentage	(f) Amortization for this year
<b>42</b> Amortization of costs that begins during your 2022 tax year (see instructions):					
<b>43</b> Amortization of costs that began before your 2022 tax year . . . . . <b>Y-AMORT-ADJ</b> . . . . .				<b>43</b>	
<b>44</b> <b>Total.</b> Add amounts in column (f). See the instructions for where to report . . . . . <b>IDC AMOUNT</b> . . . . .				<b>44</b>	

Sales of Business Property (Also Involuntary Conversions and Recapture Amounts Under Sections 179 and 280F(b)(2))

Department of the Treasury Internal Revenue Service

Attach to your tax return. Go to www.irs.gov/Form4797 for instructions and the latest information.

Attachment Sequence No. 27

Name(s) shown on return Identifying number

Table with 3 rows: 1a Enter the gross proceeds from sales or exchanges reported to you for 2022 on Form(s) 1099-B or 1099-S (or substitute statement) that you are including on line 2, 10, or 20. See instructions. 1b Enter the total amount of gain that you are including on lines 2, 10, and 24 due to the partial dispositions of MACRS assets. 1c Enter the total amount of loss that you are including on lines 2 and 10 due to the partial dispositions of MACRS assets.

Part I Sales or Exchanges of Property Used in a Trade or Business and Involuntary Conversions From Other Than Casualty or Theft—Most Property Held More Than 1 Year (see instructions)

Table with 7 columns: 2 (a) Description of property, (b) Date acquired (mo., day, yr.), (c) Date sold (mo., day, yr.), (d) Gross sales price, (e) Depreciation allowed or allowable since acquisition, (f) Cost or other basis, plus improvements and expense of sale, (g) Gain or (loss) Subtract (f) from the sum of (d) and (e). Includes PART I ADJUSTMENT.

Table with 3 columns: 3 Gain, if any, from Form 4684, line 39. 4 Section 1231 gain from installment sales from Form 6252, line 26 or 37. 5 Section 1231 gain or (loss) from like-kind exchanges from Form 8824. 6 Gain, if any, from line 32, from other than casualty or theft. 7 Combine lines 2 through 6. Enter the gain or (loss) here and on the appropriate line as follows.

Partnerships and S corporations. Report the gain or (loss) following the instructions for Form 1065, Schedule K, line 10, or Form 1120-S, Schedule K, line 9. Skip lines 8, 9, 11, and 12 below.

Individuals, partners, S corporation shareholders, and all others. If line 7 is zero or a loss, enter the amount from line 7 on line 11 below and skip lines 8 and 9. If line 7 is a gain and you didn't have any prior year section 1231 losses, or they were recaptured in an earlier year, enter the gain from line 7 as a long-term capital gain on the Schedule D filed with your return and skip lines 8, 9, 11, and 12 below.

Table with 3 columns: 8 Nonrecaptured net section 1231 losses from prior years. See instructions. 9 Subtract line 8 from line 7. If zero or less, enter -0-. If line 9 is zero, enter the gain from line 7 on line 12 below. If line 9 is more than zero, enter the amount from line 8 on line 12 below and enter the gain from line 9 as a long-term capital gain on the Schedule D filed with your return. See instructions.

Part II Ordinary Gains and Losses (see instructions)

Table with 7 columns: 10 Ordinary gains and losses not included on lines 11 through 16 (include property held 1 year or less):

Table with 3 columns: 11 Loss, if any, from line 7. 12 Gain, if any, from line 7 or amount from line 8, if applicable. 13 Gain, if any, from line 31. 14 Net gain or (loss) from Form 4684, lines 31 and 38a. 15 Ordinary gain from installment sales from Form 6252, line 25 or 36. 16 Ordinary gain or (loss) from like-kind exchanges from Form 8824. 17 Combine lines 10 through 16. Includes PART II ADJUSTMENT.

18 For all except individual returns, enter the amount from line 17 on the appropriate line of your return and skip lines a and b below. For individual returns, complete lines a and b below.

Table with 2 columns: 18a If the loss on line 11 includes a loss from Form 4684, line 35, column (b)(ii), enter that part of the loss here. Enter the loss from income-producing property on Schedule A (Form 1040), line 16. (Do not include any loss on property used as an employee.) Identify as from "Form 4797, line 18a." See instructions. 18b Redetermine the gain or (loss) on line 17 excluding the loss, if any, on line 18a. Enter here and on Schedule 1 (Form 1040), Part I, line 4.

**Part III Gain From Disposition of Property Under Sections 1245, 1250, 1252, 1254, and 1255**  
(see instructions)

19 (a) Description of section 1245, 1250, 1252, 1254, or 1255 property:		(b) Date acquired (mo., day, yr.)	(c) Date sold (mo., day, yr.)		
<b>A</b>					
<b>B</b>					
<b>C</b>					
<b>D</b>					
These columns relate to the properties on lines 19A through 19D.		Property A	Property B	Property C	Property D
20	Gross sales price (Note: See line 1a before completing.) . . . . .	20			
21	Cost or other basis plus expense of sale . . . . .	21			
22	Depreciation (or depletion) allowed or allowable . . . . .	22	SECTION 1245 PROPERTY	ALL OTHER PROPERTY	UNDETERMINED PROPERTY
23	Adjusted basis. Subtract line 22 from line 21. . . . .	23			
24	Total gain. Subtract line 23 from line 20 . . . . .	24			
<b>25 If section 1245 property:</b>					
a	Depreciation allowed or allowable from line 22 . . . . .	25a			
b	Enter the <b>smaller</b> of line 24 or 25a. . . . .	25b			
<b>26 If section 1250 property:</b> If straight line depreciation was used, enter -0- on line 26g, except for a corporation subject to section 291.					
a	Additional depreciation after 1975. See instructions . . . . .	26a			
b	Applicable percentage multiplied by the <b>smaller</b> of line 24 or line 26a. See instructions. . . . .	26b			
c	Subtract line 26a from line 24. If residential rental property or line 24 isn't more than line 26a, skip lines 26d and 26e . . . . .	26c			
d	Additional depreciation after 1969 and before 1976. . . . .	26d			
e	Enter the <b>smaller</b> of line 26c or 26d . . . . .	26e			
f	Section 291 amount (corporations only) . . . . .	26f			
g	Add lines 26b, 26e, and 26f . . . . .	26g			
<b>27 If section 1252 property:</b> Skip this section if you didn't dispose of farmland or if this form is being completed for a partnership.					
a	Soil, water, and land clearing expenses . . . . .	27a			
b	Line 27a multiplied by applicable percentage. See instructions . . . . .	27b			
c	Enter the <b>smaller</b> of line 24 or 27b . . . . .	27c			
<b>28 If section 1254 property:</b>					
a	Intangible drilling and development costs, expenditures for development of mines and other natural deposits, mining exploration costs, and depletion. See instructions . . . . .	28a			
b	Enter the <b>smaller</b> of line 24 or 28a. . . . .	28b			
<b>29 If section 1255 property:</b>					
a	Applicable percentage of payments excluded from income under section 126. See instructions . . . . .	29a			
b	Enter the <b>smaller</b> of line 24 or 29a. See instructions . . . . .	29b			

**Summary of Part III Gains.** Complete property columns A through D through line 29b before going to line 30.

30	Total gains for all properties. Add property columns A through D, line 24 . . . . .	30	
31	Add property columns A through D, lines 25b, 26g, 27c, 28b, and 29b. Enter here and on line 13 . . . . .	31	
32	Subtract line 31 from line 30. Enter the portion from casualty or theft on Form 4684, line 33. Enter the portion from other than casualty or theft on Form 4797, line 6 . . . . .	32	

**Part IV Recapture Amounts Under Sections 179 and 280F(b)(2) When Business Use Drops to 50% or Less**  
(see instructions)

		(a) Section 179	(b) Section 280F(b)(2)
33	Section 179 expense deduction or depreciation allowable in prior years. . . . .	33	
34	Recomputed depreciation. See instructions . . . . .	34	
35	Recapture amount. Subtract line 34 from line 33. See the instructions for where to report . . . . .	35	

## Work Opportunity Credit

OMB No. 1545-0219

▶ **Attach to your tax return.**  
 ▶ Go to [www.irs.gov/Form5884](http://www.irs.gov/Form5884) for instructions and the latest information.

Attachment  
 Sequence No. **884**

Name(s) shown on return	Identifying number
<p><b>1</b> Enter on the applicable line below the total qualified first- or second-year wages paid or incurred during the tax year, and multiply by the percentage shown, for services of employees who are certified as members of a targeted group.</p> <p><b>a</b> Qualified first-year wages of employees who worked for you at least 120 hours but fewer than 400 hours . . . \$ <span style="background-color: red; color: black;">[REDACTED]</span> × 25% (0.25)</p> <p><b>b</b> Qualified first-year wages of employees who worked for you at least 400 hours . . . . . \$ <span style="background-color: red; color: black;">[REDACTED]</span> × 40% (0.40)</p> <p><b>c</b> Qualified second-year wages of employees certified as long-term family assistance recipients . . . . . \$ <span style="background-color: red; color: black;">[REDACTED]</span> × 50% (0.50)</p>	<p><b>1a</b></p> <p><b>1b</b></p> <p><b>1c</b></p>
<p><b>2</b> Add lines 1a, 1b, and 1c. See instructions for the adjustment you must make to your deduction for salaries and wages . . . . .</p>	<p><b>2</b> <span style="background-color: red; color: black;">[REDACTED]</span></p>
<p><b>3</b> Work opportunity credit from partnerships, S corporations, cooperatives, estates, and trusts (see instructions) . . . . .</p>	<p><b>3</b> <span style="background-color: red; color: black;">[REDACTED]</span></p>
<p><b>4</b> Add lines 2 and 3. Cooperatives, estates, and trusts, go to line 5. Partnerships and S corporations, stop here and report this amount on Schedule K. All others, stop here and report this amount on Form 3800, Part III, line 4b . . . . .</p>	<p><b>4</b> <span style="background-color: red; color: black;">[REDACTED]</span></p>
<p><b>5</b> Amount allocated to patrons of the cooperative or beneficiaries of the estate or trust (see instructions) . . . . .</p>	<p><b>5</b></p>
<p><b>6</b> Cooperatives, estates, and trusts, subtract line 5 from line 4. Report this amount on Form 3800, Part III, line 4b . . . . .</p>	<p><b>6</b></p>

**For Paperwork Reduction Act Notice, see separate instructions.**

Cat. No. 13570D

Form **5884** (Rev. 3-2021)

**Employee Retention Credit for Employers  
 Affected by Qualified Disasters**  
 ▶ Attach to your tax return.  
 ▶ Go to [www.irs.gov/Form5884A](http://www.irs.gov/Form5884A) for instructions and the latest information.

Name(s) shown on return	Identifying number	
<b>1a</b> Employers affected by a 2018 through 2019 qualified disaster, enter the total qualified wages paid or incurred during the applicable period while the business was inoperable. See instructions . . . . .	<b>1a</b>	█
<b>b</b> Employers affected by a 2020 qualified disaster, enter the total qualified wages paid or incurred during the applicable period while the business was inoperable. See instructions . . . . .	<b>1b</b>	█
<b>c</b> Add amounts from lines 1a and 1b . . . . .	<b>1c</b>	█
<b>2</b> Multiply line 1c by 40% (0.40). See instructions for the adjustment you must make to your deduction for salaries and wages . . . . .	<b>2</b>	█
<b>3</b> Employee retention credit from partnerships, S corporations, cooperatives, estates, and trusts (see instructions) . . . . .	<b>3</b>	█
<b>4</b> Add lines 2 and 3. Cooperatives, estates, and trusts, go to line 5. Partnerships and S corporations, stop here and report this amount on Schedule K. All others, stop here and report this amount on Form 3800, Part III, line 1aa . . . . .	<b>4</b>	█
<b>5</b> Amount allocated to patrons of the cooperative or beneficiaries of the estate or trust (see instructions) . . . . .	<b>5</b>	
<b>6</b> Cooperatives, estates, and trusts, subtract line 5 from line 4. Report this amount on Form 3800, Part III, line 1aa . . . . .	<b>6</b>	

## Biofuel Producer Credit

OMB No. 1545-0231

▶ **Attach to your tax return.**

▶ **Go to [www.irs.gov/Form6478](http://www.irs.gov/Form6478) for instructions and the latest information.**

Attachment  
 Sequence No. **83**

Name(s) shown on return		Identifying number	
Type of Fuel	(a) Number of Gallons Sold or Used	(b) Rate	(c) Column (a) x Column (b)
<b>1</b> Qualified second generation biofuel production (see instructions for election) . . . . .	<b>1</b>	\$1.01	
<b>2</b> Enter the amount from column (c) on line 1. Include this amount in your income for the tax year, and enter your IRS registration number (see instructions) . . . . .		<b>2</b>	
<b>3</b> Biofuel producer credit from partnerships, S corporations, cooperatives, estates, and trusts (see instructions) . . . . .		<b>3</b>	
<b>4</b> Add lines 2 and 3. Cooperatives, estates, and trusts, go to line 5. Partnerships and S corporations, stop here and report this amount on Schedule K. All others, stop here and report this amount on the appropriate line of Form 3800 (see instructions) . . . . .		<b>4</b>	
<b>5</b> Amount allocated to patrons of the cooperative or beneficiaries of the estate or trust (see instructions) . . . . .		<b>5</b>	
<b>6</b> Cooperatives, estates, and trusts, subtract line 5 from line 4. Report this amount on the appropriate line of Form 3800 (see instructions) . . . . .		<b>6</b>	

**For Paperwork Reduction Act Notice, see separate instructions.**

Cat. No. 13605J

Form **6478** (Rev. 1-2020)

# Credit for Increasing Research Activities

► **Attach to your tax return.**  
 ► Go to [www.irs.gov/Form6765](http://www.irs.gov/Form6765) for instructions and the latest information.

Name(s) shown on return

Identifying number

**Section A—Regular Credit.** Skip this section and go to Section B if you are electing or previously elected (and are not revoking) the alternative simplified credit.

1	Certain amounts paid or incurred to energy consortia (see instructions)			1	
2	Basic research payments to qualified organizations (see instructions)	2			
3	Qualified organization base period amount	3			
4	Subtract line 3 from line 2. If zero or less, enter -0-			4	
5	Wages for qualified services (do not include wages used in figuring the work opportunity credit)	5			
6	Cost of supplies	6			
7	Rental or lease costs of computers (see instructions)	7			
8	Enter the applicable percentage of contract research expenses. See instructions	8			
9	Total qualified research expenses. Add lines 5 through 8	9			
10	Enter fixed-base percentage, but not more than 16% (0.16) (see instructions)	10		%	
11	Enter average annual gross receipts. See instructions	11			
12	Multiply line 11 by the percentage on line 10	12			
13	Subtract line 12 from line 9. If zero or less, enter -0-	13			
14	Multiply line 9 by 50% (0.50)	14			
15	Enter the <b>smaller</b> of line 13 or line 14			15	
16	Add lines 1, 4, and 15			16	
17	Are you electing the reduced credit under section 280C? ► Yes <input type="checkbox"/> No <input type="checkbox"/> If "Yes," multiply line 16 by 15.8% (0.158). If "No," multiply line 16 by 20% (0.20) and see the instructions for the statement that must be attached. Members of controlled groups or businesses under common control, see instructions for the statement that must be attached			17	

**Section B—Alternative Simplified Credit.** Skip this section if you are completing Section A.

18	Certain amounts paid or incurred to energy consortia (see the line 1 instructions)			18	
19	Basic research payments to qualified organizations (see the line 2 instructions)	19			
20	Qualified organization base period amount (see the line 3 instructions)	20			
21	Subtract line 20 from line 19. If zero or less, enter -0-			21	
22	Add lines 18 and 21			22	
23	Multiply line 22 by 20% (0.20)			23	
24	Wages for qualified services (do not include wages used in figuring the work opportunity credit)	24			
25	Cost of supplies	25			
26	Rental or lease costs of computers (see the line 7 instructions)	26			
27	Enter the applicable percentage of contract research expenses. See the line 8 instructions	27			
28	Total qualified research expenses. Add lines 24 through 27	28			
29	Enter your total qualified research expenses for the prior 3 tax years. If you had no qualified research expenses in any one of those years, skip lines 30 and 31	29			
30	Divide line 29 by 6.0	30			
31	Subtract line 30 from line 28. If zero or less, enter -0-	31			
32	Multiply line 31 by 14% (0.14). If you skipped lines 30 and 31, multiply line 28 by 6% (0.06)			32	
33	Add lines 23 and 32			33	
34	Are you electing the reduced credit under section 280C? ► Yes <input type="checkbox"/> No <input type="checkbox"/> If "Yes," multiply line 33 by 79% (0.79). If "No," enter the amount from line 33 and see the line 17 instructions for the statement that must be attached. Members of controlled groups or businesses under common control, see instructions for the statement that must be attached			34	

For Paperwork Reduction Act Notice, see separate instructions.

Cat. No. 13700H

Form **6765** (Rev. 12-2020)

**Section C—Current Year Credit**

<b>35</b>	Enter the portion of the credit from Form 8932, line 2, that is attributable to wages that were also used to figure the credit on line 17 or line 34 (whichever applies) . . . . .	<b>35</b>	
<b>36</b>	Subtract line 35 from line 17 or line 34 (whichever applies). If zero or less, enter -0- . . . . .	<b>36</b>	
<b>37</b>	Credit for increasing research activities from partnerships, S corporations, estates, and trusts . . . . .	<b>37</b>	
<b>38</b>	Add lines 36 and 37 . . . . . <ul style="list-style-type: none"> <li>• Estates and trusts, go to line 39.</li> <li>• Partnerships and S corporations not electing the payroll tax credit, stop here and report this amount on Schedule K.</li> <li>• Partnerships and S corporations electing the payroll tax credit, complete Section D and report on Schedule K the amount on this line reduced by the amount on line 44.</li> <li>• Eligible small businesses, stop here and report the credit on Form 3800, Part III, line 4i. See instructions for the definition of eligible small business.</li> <li>• Filers other than eligible small businesses, stop here and report the credit on Form 3800, Part III, line 1c.</li> </ul> <b>Note:</b> Qualified small business filers, other than partnerships and S corporations, electing the payroll tax credit must complete Form 3800 before completing Section D.	<b>38</b>	
<b>39</b>	Amount allocated to beneficiaries of the estate or trust (see instructions) . . . . .	<b>39</b>	
<b>40</b>	Estates and trusts, subtract line 39 from line 38. For eligible small businesses, report the credit on Form 3800, Part III, line 4i. See instructions. For filers other than eligible small businesses, report the credit on Form 3800, Part III, line 1c . . . . .	<b>40</b>	

**Section D—Qualified Small Business Payroll Tax Election and Payroll Tax Credit.** Skip this section if the payroll tax election does not apply. See instructions.

<b>41</b>	Check this box if you are a qualified small business electing the payroll tax credit. See instructions <input checked="" type="checkbox"/>		
<b>42</b>	Enter the portion of line 36 elected as a payroll tax credit (do not enter more than \$250,000). See instructions . . . . .	<b>42</b>	
<b>43</b>	General business credit carryforward from the current year (see instructions). Partnerships and S corporations, skip this line and go to line 44 . . . . .	<b>43</b>	
<b>44</b>	Partnerships and S corporations, enter the smaller of line 36 or line 42. All others, enter the smallest of line 36, line 42, or line 43. Enter here and on the applicable line of Form 8974, Part 1, column (e). Members of controlled groups or businesses under common control, see instructions for the statement that must be attached . . . . .	<b>44</b>	



# Low-Income Housing Credit

OMB No. 1545-0984

▶ Attach to your tax return.  
▶ Go to [www.irs.gov/Form8586](http://www.irs.gov/Form8586) for the latest information.

Attachment  
Sequence No. **36a**

Name(s) shown on return		Identifying number	
<b>1</b>	Number of Forms 8609-A attached . . . . . ▶ <span style="background-color: red; color: black;">      </span>		
<b>2</b>	Has there been a decrease in the qualified basis of any buildings accounted for on line 1 since the close of the preceding tax year? <input type="checkbox"/> <b>Yes</b> <input type="checkbox"/> <b>No</b> If "Yes," enter the building identification numbers (BINs) of the buildings that had a decreased basis. If you need more space, attach a schedule.		
	(i) _____ (ii) _____ (iii) _____ (iv) _____		
<b>3</b>	Current year credit from attached Form(s) 8609-A (see instructions) . . . . .	<b>3</b>	<span style="background-color: red; color: black;">      </span>
<b>4</b>	Low-income housing credit from partnerships, S corporations, estates, and trusts . . . . .	<b>4</b>	<span style="background-color: red; color: black;">      </span>
<b>5</b>	Add lines 3 and 4. Estates and trusts, go to line 6. Partnerships and S corporations, stop here and report this amount on Schedule K. All others, stop here and report this amount on Form 3800, Part III, line 4d, column (c) . . . . .	<b>5</b>	<span style="background-color: red; color: black;">      </span>
<b>6</b>	Amount allocated to beneficiaries of the estate or trust (see instructions) . . . . .	<b>6</b>	
<b>7</b>	Estates and trusts, subtract line 6 from line 5. Report this amount on Form 3800, Part III, line 4d, column (c)	<b>7</b>	

## General Instructions

Section references are to the Internal Revenue Code unless otherwise noted.

**Future developments.** For the latest information about developments related to Form 8586 and its instructions, such as legislation enacted after they were published, go to [www.irs.gov/Form8586](http://www.irs.gov/Form8586).

### Purpose of Form

Use Form 8586 to claim the low-income housing credit. This general business credit is allowed for each new qualified low-income building placed in service after 1986. Generally, it is taken over a 10-year credit period.

Taxpayers, other than partnerships, S corporations, estates, or trusts, whose only source of this credit is from those pass-through entities, are not required to complete or file this form. Instead, they can report this credit directly on Form 3800.

### Qualified Low-Income Housing Project

The credit cannot exceed the amount allocated to the building. See section 42(h)(1) for details.

The low-income housing credit can only be claimed for residential rental buildings in low-income housing projects that meet one of the minimum set-aside tests. For details, see the instructions for Form 8609, Part II, line 10c.

Except for buildings financed with certain tax-exempt bonds, you may not take a low-income housing credit on a building if it has not received an allocation from the housing credit agency. No allocation is needed when 50% or more of the aggregate basis of the building and the land on which the building is located is financed with certain tax-exempt bonds. The owner must still get a Form 8609 from the appropriate housing credit agency (with the applicable items completed, including an assigned BIN). "Land on which the building is located" includes only land that is functionally related and subordinate to the qualified low-income building. (See Regulations sections 1.103-8(a)(3) and 1.103-8(b)(4)(iii).)

### Recapture of Credit

There is a 15-year compliance period during which the residential rental building must continue to meet certain requirements. If, as of the close of any tax year in this period, there is a reduction in the qualified basis of the building from the previous year, you may have to recapture a part of the credit you have taken. Similarly, you may have to recapture part of the credits taken in previous years upon certain dispositions of the building or interests therein, unless you follow the procedures to prevent recapture. See *Recapture and building dispositions* in the Instructions for Form 8609-A, Annual Statement for Low-Income Housing Credit, for details. If you must recapture credits, use Form 8611, Recapture of Low-Income Housing Credit. See section 42(j) for details.

### Recordkeeping

Keep a copy of this Form 8586 together with all Forms 8609, Forms 8609-A, and Forms 8611 for 3 years after the 15-year compliance period ends.

## Specific Instructions

**Line 2.** A decrease in qualified basis will result in recapture if the qualified basis at the close of the tax year is less than the qualified basis at the close of the first year of the credit period.

If the reduction in qualified basis at the close of the tax year also results in a violation of the minimum set-aside requirement, then no credit is allowable for the year.

**Line 3.** The credit for the year is figured on Form 8609-A for each building. Attach a copy of each Form 8609-A you completed for the tax year to Form 8586. Enter on line 3 the total credit for attached Form(s) 8609-A.

**Line 6. Estates or trusts.** Allocate the low-income housing credit on line 5 between the estate or trust and the beneficiaries in the same proportion as income was allocated and enter the beneficiaries' share on line 6.

If the estate or trust is subject to the passive activity rules, include on line 4 any low-income housing credits from passive activities disallowed for prior years and carried forward to this year. Complete Form 8582-CR, Passive Activity Credit Limitations, to determine the allowed credit that must be allocated between the estate or trust and the beneficiaries. For details, see the Instructions for Form 8582-CR.

**Paperwork Reduction Act Notice.** We ask for the information on this form to carry out the Internal Revenue laws of the United States. You are required to give us the information. We need it to ensure that you are complying with these laws and to allow us to figure and collect the right amount of tax.

You are not required to provide the information requested on a form that is subject to the Paperwork Reduction Act unless the form displays a valid OMB control number. Books or records relating to a form or its instructions must be retained as long as their contents may become material in the administration of any Internal Revenue law. Generally, tax returns and return information are confidential, as required by section 6103.

The time needed to complete and file this form will vary depending on individual circumstances. The estimated burden for individual taxpayers filing this form is approved under OMB control number 1545-0074 and is included in the estimates shown in the instructions for their individual income tax return. The estimated burden for all other taxpayers who file this form is shown below.

**Recordkeeping** . . . . . 5 hr., 44 min.  
**Learning about the law or the form** . . . . . 52 min.  
**Preparing and sending the form to the IRS** . . . . . 2 hr., 11 min.

If you have comments concerning the accuracy of these time estimates or suggestions for making this form simpler, we would be happy to hear from you. See the instructions for the tax return with which this form is filed.

Form **8594**

(Rev. November 2021)  
Department of the Treasury  
Internal Revenue Service

**Asset Acquisition Statement  
Under Section 1060**

▶ Attach to your income tax return.

▶ Go to [www.irs.gov/Form8594](http://www.irs.gov/Form8594) for instructions and the latest information.

OMB No. 1545-0074

Attachment  
Sequence No. **169**

Name as shown on return	Identifying number as shown on return
-------------------------	---------------------------------------

Check the box that identifies you:

Purchaser  Seller

**Part I General Information**

<b>1</b> Name of other party to the transaction	Other party's identifying number
---	----------------------------------

Address (number, street, and room or suite no.)

City or town, state, and ZIP code

<b>2</b> Date of sale	<b>3</b> Total sales price (consideration)
-----------------------	--

**Part II Original Statement of Assets Transferred**

<b>4</b> Assets	Aggregate fair market value (actual amount for Class I)	Allocation of sales price
Class I	\$	\$
Class II	\$	\$
Class III	\$	\$
Class IV	\$	\$
Class V	\$	\$
Class VI and VII	\$	\$
<b>Total</b>	\$	\$

**5** Did the purchaser and seller provide for an allocation of the sales price in the sales contract or in another written document signed by both parties? . . . . .  Yes  No

If "Yes," are the aggregate fair market values (FMV) listed for each of asset Classes I, II, III, IV, V, VI, and VII the amounts agreed upon in your sales contract or in a separate written document? . . . . .  Yes  No

**6** In the purchase of the group of assets (or stock), did the purchaser also purchase a license or a covenant not to compete, or enter into a lease agreement, employment contract, management contract, or similar arrangement with the seller (or managers, directors, owners, or employees of the seller)? . . . . .  Yes  No

If "Yes," attach a statement that specifies (a) the type of agreement and (b) the maximum amount of consideration (not including interest) paid or to be paid under the agreement. See instructions.

# Annual Statement for Low-Income Housing Credit

OMB No. 1545-0988

► **File with owner's federal income tax return.**  
 ► **See separate instructions.**

Attachment  
 Sequence No. **36**

Name(s) shown on return

Identifying number

## Part I Compliance Information

- A** Building identification number (BIN) ► .....
- B** This Form 8609-A is for (check the box) ► a newly constructed or existing building   
 section 42(e) rehabilitation expenditures
- C** Do you have in your records the original Form 8609 (or a copy thereof) signed and issued by the housing credit agency for the building in **A**? . . . . .  
 If "No," see the instructions and stop here—do not go to Part II.
- D** Did the building in **A** qualify as a part of a qualified low-income housing project and meet the requirements of section 42 as of the end of the tax year for which this form is being filed? . . . . .  
 If "No," see the instructions and stop here—do not go to Part II.
- E** Was there a decrease in the qualified basis of the building in **A** for the tax year for which this form is being filed? . . . . .  
 If "Yes," see the instructions. If "No," and the entire credit has been claimed in prior tax years, stop here—do not go to Part II.

Yes	No

## Part II Computation of Credit

- 1** Eligible basis of building . . . . .
- 2** Low-income portion (smaller of unit fraction or floor space fraction) (if first year of the credit period, see instructions) . . . . .
- 3** Qualified basis of low-income building. Multiply line 1 by line 2 (see instructions for exceptions)
- 4** Part-year adjustment for disposition or acquisition during the tax year . . . . .
- 5** Credit percentage . . . . .
- 6** Multiply line 3 or line 4 by the percentage on line 5 . . . . .
- 7** Additions to qualified basis, if any . . . . .
- 8** Part-year adjustment for disposition or acquisition during the tax year . . . . .
- 9** Credit percentage. Enter one-third of the percentage on line 5 . . . . .
- 10** Multiply line 7 or line 8 by the percentage on line 9 . . . . .
- 11** Section 42(f)(3)(B) modification . . . . .
- 12** Add lines 10 and 11 . . . . .
- 13** Credit for building before line 14 reduction. Subtract line 12 from line 6 . . . . .
- 14** Disallowed credit due to federal grants (see instructions) . . . . .
- 15** Credit allowed for building for tax year. Subtract line 14 from line 13, but do not enter more than the amount shown on Form 8609, Part I, line 1b . . . . .
- 16** Taxpayer's proportionate share of credit for the year (see instructions) . . . . .
- 17** Adjustments for deferred first-year credit (see instructions) . . . . .
- 18** Taxpayer's credit. Combine lines 16 and 17. Enter here and on Form 8586 (see instructions)

<b>1</b>		
<b>2</b>		
<b>3</b>		
<b>4</b>		
<b>5</b>		
<b>6</b>		
<b>7</b>		
<b>8</b>		
<b>9</b>		
<b>10</b>		
<b>11</b>		
<b>12</b>		
<b>13</b>		
<b>14</b>		
<b>15</b>		
<b>16</b>		
<b>17</b>		
<b>18</b>		

For Paperwork Reduction Act Notice, see separate instructions.

Cat No. 38841T

Form 8609-A (Rev. 12-2008)

## Orphan Drug Credit

▶ Go to [www.irs.gov/Form8820](http://www.irs.gov/Form8820) for the latest information.  
 ▶ Attach to your tax return.

OMB No. 1545-1505

Attachment  
 Sequence No. **103**

Name(s) shown on return

Identifying number

### Part I Current Year Credit

<b>1</b> Qualified clinical testing expenses paid or incurred during the tax year (see instructions) . . . . .	<b>1</b>	█	
<b>2a</b> Are you electing the reduced credit under section 280C? ▶ <input type="checkbox"/> Yes <input type="checkbox"/> No If "Yes," multiply line 1 by 19.75% (0.1975). If "No," multiply line 1 by 25% (0.25) and see the instructions for the statement that must be attached. Members of controlled groups or businesses under common control, see instructions for the statement that must be attached . . . . .	<b>2a</b>	█	
<b>b</b> Enter the portion of the credit from Form 8932, line 2, that is attributable to wages that were also used to figure the credit on line 2a above . . . . .	<b>2b</b>	█	
<b>c</b> Subtract line 2b from line 2a. If zero or less, enter -0- . . . . .	<b>2c</b>	█	
<b>3</b> Orphan drug credit from partnerships, S corporations, estates, or trusts . . . . .	<b>3</b>	█	
<b>4</b> Add lines 2c and 3. Estates and trusts, go to line 5. Partnerships and S corporations, report this amount on Schedule K. All others, report this amount on Form 3800, Part III, line 1h . . . . .	<b>4</b>	█	
<b>5</b> Amount allocated to the beneficiaries of the estate or trust (see instructions) . . . . .	<b>5</b>		
<b>6</b> Estates and trusts. Subtract line 5 from line 4. Report this amount on Form 3800, Part III, line 1h . . . . .	<b>6</b>		

**For Paperwork Reduction Act Notice, see instructions.**

Cat. No. 11208S

Form **8820** (Rev. 9-2018)

**Like-Kind Exchanges**  
(and section 1043 conflict-of-interest sales)  
Attach to your tax return.

Go to [www.irs.gov/Form8824](http://www.irs.gov/Form8824) for instructions and the latest information.

Name(s) shown on tax return

Identifying number

**Part I Information on the Like-Kind Exchange**

**Note:** Only real property should be described on lines 1 and 2. If the property described on line 1 or line 2 is real property located outside the United States, indicate the country.

- 1 Description of like-kind property given up: \_\_\_\_\_
- 2 Description of like-kind property received: \_\_\_\_\_
- 3 Date like-kind property given up was originally acquired (month, day, year) . . . . . **3** MM/DD/YYYY
- 4 Date you actually transferred your property to the other party (month, day, year) . . . . . **4** MM/DD/YYYY
- 5 Date like-kind property you received was identified by written notice to another party (month, day, year). See instructions for 45-day written identification requirement . . . . . **5** MM/DD/YYYY
- 6 Date you actually received the like-kind property from other party (month, day, year). See instructions **6** MM/DD/YYYY
- 7 Was the exchange of the property given up or received made with a related party, either directly or indirectly (such as through an intermediary)? See instructions. If "Yes," complete Part II. If "No," go to Part III . . . . .  **Yes**  **No**

**Note:** Do not file this form if a related party sold property into the exchange, directly or indirectly (such as through an intermediary); that property became your replacement property; and none of the exceptions on line 11 applies to the exchange. Instead, report the disposition of the property as if the exchange had been a sale. If one of the exceptions on line 11 applies to the exchange, complete Part II.

**Part II Related Party Exchange Information**

<b>8</b> Name of related party	Relationship to you	Related party's identifying number
--------------------------------	---------------------	------------------------------------

Address (no., street, and apt., room, or suite no.; city or town; state; and ZIP code)

- 9 During this tax year (and before the date that is 2 years after the last transfer of property that was part of the exchange), did the related party sell or dispose of any part of the like-kind property received from you (or an intermediary) in the exchange? . . . . .  **Yes**  **No**
- 10 During this tax year (and before the date that is 2 years after the last transfer of property that was part of the exchange), did you sell or dispose of any part of the like-kind property you received? . . . . .  **Yes**  **No**

*If both lines 9 and 10 are "No" and this is the year of the exchange, go to Part III. If both lines 9 and 10 are "No" and this is **not** the year of the exchange, stop here. If either line 9 or line 10 is "Yes," complete Part III and report on this year's tax return the deferred gain or (loss) from line 24 **unless** one of the exceptions on line 11 applies.*

- 11 If one of the exceptions below applies to the disposition, check the applicable box.
  - a  The disposition was after the death of either of the related parties.
  - b  The disposition was an involuntary conversion, and the threat of conversion occurred after the exchange.
  - c  You can establish to the satisfaction of the IRS that neither the exchange nor the disposition had tax avoidance as one of its principal purposes. If this box is checked, attach an explanation. See instructions.

Name(s) shown on tax return. Do not enter name and social security number if shown on other side.

Your social security number

**Part III Realized Gain or (Loss), Recognized Gain, and Basis of Like-Kind Property Received**

**Caution:** If you transferred **and** received (a) more than one group of like-kind properties, or (b) cash or other (not like-kind) property, see **Reporting of multi-asset exchanges** in the instructions.

**MULTI-ASSET EXCHANGES**

**Note:** Complete lines 12 through 14 **only** if you gave up property that was not like-kind. Otherwise, go to line 15.

12	Fair market value (FMV) of other property given up. See instructions . . . . .	12		
13	Adjusted basis of other property given up . . . . .	13		
14	Gain or (loss) recognized on other property given up. Subtract line 13 from line 12. Report the gain or (loss) in the same manner as if the exchange had been a sale . . . . .	14		
<b>Caution:</b> If the property given up was used previously or partly as a home, see <b>Property used as home</b> in the instructions.				
15	Cash received, FMV of other property received, plus net liabilities assumed by other party, reduced (but not below zero) by any exchange expenses you incurred. See instructions . . . . .	15		
16	FMV of like-kind property you received . . . . .	16		
17	Add lines 15 and 16 . . . . .	17		
18	Adjusted basis of like-kind property you gave up, net amounts paid to other party, plus any exchange expenses <b>not</b> used on line 15. See instructions . . . . .	18		
19	<b>Realized gain or (loss).</b> Subtract line 18 from line 17 . . . . .	19		
20	Enter the smaller of line 15 or line 19, but not less than zero . . . . .	20		
21	Ordinary income under recapture rules. Enter here and on Form 4797, line 16. See instructions . . . . .	21		
22	Subtract line 21 from line 20. If zero or less, enter -0-. If more than zero, enter here and on Schedule D or Form 4797, unless the installment method applies. See instructions . . . . .	22		
23	<b>Recognized gain.</b> Add lines 21 and 22 . . . . .	23		
24	Deferred gain or (loss). Subtract line 23 from line 19. If a related party exchange, see instructions . . . . .	24		
25	<b>Basis of like-kind property received.</b> Subtract line 15 from the sum of lines 18 and 23. See instructions . . . . .	25		

**Part IV Deferral of Gain From Section 1043 Conflict-of-Interest Sales**

**Note:** This part is to be used **only** by officers or employees of the executive branch of the federal government or judicial officers of the federal government (including certain spouses, minor or dependent children, and trustees as described in section 1043) for reporting nonrecognition of gain under section 1043 on the sale of property to comply with the conflict-of-interest requirements. This part can be used **only** if the cost of the replacement property is more than the basis of the divested property.

26	Enter the number from the upper right corner of your certificate of divestiture. ( <b>Do not</b> attach a copy of your certificate. Keep the certificate with your records.) . . . . .			
27	Description of divested property _____			
28	Description of replacement property _____			
29	Date divested property was sold (month, day, year) . . . . .	29		MM/DD/YYYY
30	Sales price of divested property. See instructions . . . . .	30		
31	Basis of divested property . . . . .	31		
32	<b>Realized gain.</b> Subtract line 31 from line 30 . . . . .	32		
33	Cost of replacement property purchased within 60 days after date of sale . . . . .	33		
34	Subtract line 33 from line 30. If zero or less, enter -0- . . . . .	34		
35	Ordinary income under recapture rules. Enter here and on Form 4797, line 10. See instructions . . . . .	35		
36	Subtract line 35 from line 34. If zero or less, enter -0-. If more than zero, enter here and on Schedule D or Form 4797. See instructions . . . . .	36		
37	<b>Deferred gain.</b> Subtract the sum of lines 35 and 36 from line 32 . . . . .	37		
38	<b>Basis of replacement property.</b> Subtract line 37 from line 33 . . . . .	38		

## Rental Real Estate Income and Expenses of a Partnership or an S Corporation

OMB No. 1545-0123

▶ Attach to Form 1065 or Form 1120S.  
 ▶ Go to [www.irs.gov/Form8825](http://www.irs.gov/Form8825) for the latest information.

Name	Employer identification number
------	--------------------------------

<b>1</b>	Show the type and address of each property. For each rental real estate property listed, report the number of days rented at fair rental value and days with personal use. See instructions. See page 2 to list additional properties.			
	Physical address of each property—street, city, state, ZIP code	Type—Enter code 1–8; see page 2 for list	Fair Rental Days	Personal Use Days
<b>A</b>	.....			
<b>B</b>	.....			
<b>C</b>	.....			
<b>D</b>	.....			

		Properties			
		A	B	C	D
<b>Rental Real Estate Income</b>					
<b>2</b>	Gross rents . . . . .	<b>2</b>			
<b>Rental Real Estate Expenses</b>					
<b>3</b>	Advertising . . . . .	<b>3</b>			
<b>4</b>	Auto and travel . . . . .	<b>4</b>			
<b>5</b>	Cleaning and maintenance . . . . .	<b>5</b>			
<b>6</b>	Commissions . . . . .	<b>6</b>			
<b>7</b>	Insurance . . . . .	<b>7</b>			
<b>8</b>	Legal and other professional fees . . . . .	<b>8</b>			
<b>9</b>	Interest (see instructions) . . . . .	<b>9</b>			
<b>10</b>	Repairs . . . . .	<b>10</b>			
<b>11</b>	Taxes . . . . .	<b>11</b>			
<b>12</b>	Utilities . . . . .	<b>12</b>			
<b>13</b>	Wages and salaries . . . . .	<b>13</b>			
<b>14</b>	Depreciation (see instructions) . . . . .	<b>14</b>			
<b>15</b>	Other (list) ▶ ..... .....	<b>15</b>			
<b>16</b>	Total expenses for each property. Add lines 3 through 15 . . . . .	<b>16</b>			
<b>17</b>	Income or (loss) from each property. Subtract line 16 from line 2 . . . . .	<b>17</b>			
<b>18a</b>	Total gross rents. Add gross rents from line 2, columns A through H . . . . .	<b>18a</b>			
<b>18b</b>	Total expenses. Add total expenses from line 16, columns A through H . . . . .	<b>18b</b>			
<b>19</b>	Net gain (loss) from Form 4797, Part II, line 17, from the disposition of property from rental real estate activities . . . . .	<b>19</b>			
<b>20a</b>	Net income (loss) from rental real estate activities from partnerships, estates, and trusts in which this partnership or S corporation is a partner or beneficiary (from Schedule K-1) . . . . .	<b>20a</b>			
<b>b</b>	Identify below the partnerships, estates, or trusts from which net income (loss) is shown on line 20a. Attach a schedule if more space is needed.				
<b>(1)</b>	Name	<b>(2)</b>	Employer identification number		
	.....		.....		
	.....		.....		
<b>21</b>	Net rental real estate income (loss). Combine lines 18a through 20a. Enter the result here and on: • <b>Form 1065 or 1120S:</b> Schedule K, line 2	<b>21</b>			

<b>1</b>	Show the type and address of each property. For each rental real estate property listed, report the number of days rented at fair rental value and days with personal use. See instructions.			
	Physical address of each property—street, city, state, ZIP code	Type—Enter code 1–8; see below for list	Fair Rental Days	Personal Use Days
<b>E</b>	.....	.....	.....	.....
<b>F</b>	.....	.....	.....	.....
<b>G</b>	.....	.....	.....	.....
<b>H</b>	.....	.....	.....	.....

		Properties			
		E	F	G	H
<b>Rental Real Estate Income</b>					
<b>2</b> Gross rents . . . . .	<b>2</b>				
<b>Rental Real Estate Expenses</b>					
<b>3</b> Advertising . . . . .	<b>3</b>				
<b>4</b> Auto and travel . . . . .	<b>4</b>				
<b>5</b> Cleaning and maintenance . .	<b>5</b>				
<b>6</b> Commissions . . . . .	<b>6</b>				
<b>7</b> Insurance . . . . .	<b>7</b>				
<b>8</b> Legal and other professional fees	<b>8</b>				
<b>9</b> Interest (see instructions) . .	<b>9</b>				
<b>10</b> Repairs . . . . .	<b>10</b>				
<b>11</b> Taxes . . . . .	<b>11</b>				
<b>12</b> Utilities . . . . .	<b>12</b>				
<b>13</b> Wages and salaries . . . . .	<b>13</b>				
<b>14</b> Depreciation (see instructions)	<b>14</b>				
<b>15</b> Other (list) ▶ .....	<b>15</b>				
.....					
.....					
<b>16</b> Total expenses for each property. Add lines 3 through 15 . . . .	<b>16</b>				
<b>17</b> Income or (loss) from each property. Subtract line 16 from line 2 . .	<b>17</b>				

**Allowable Codes for Type of Property**

- 1—Single Family Residence
- 2—Multi-Family Residence
- 3—Vacation or Short-Term Rental
- 4—Commercial
- 5—Land
- 6—Royalties
- 7—Self-Rental
- 8—Other (include description with the code on Form 8825 or on a separate statement)



## Disabled Access Credit

▶ **Attach to your tax return.**

▶ **Information about Form 8826 and its instructions is at [www.irs.gov/form8826](http://www.irs.gov/form8826).**

OMB No. 1545-1205

Attachment  
 Sequence No. **86**

Name(s) shown on return	Identifying number		
<b>1</b> Total eligible access expenditures (see instructions) . . . . .	<b>1</b>	■	
<b>2</b> Minimum amount . . . . .	<b>2</b>		
<b>3</b> Subtract line 2 from line 1. If zero or less, enter -0- . . . . .	<b>3</b>		
<b>4</b> Maximum amount . . . . .	<b>4</b>		
<b>5</b> Enter the <b>smaller</b> of line 3 or line 4 . . . . .	<b>5</b>		
<b>6</b> Multiply line 5 by 50% (.50) . . . . .	<b>6</b>	■	
<b>7</b> Disabled access credit from partnerships and S corporations . . . . .	<b>7</b>	■	
<b>8</b> Add lines 6 and 7, but do not enter more than \$5,000. Partnerships and S corporations, report this amount on Schedule K. All others, report this amount on Form 3800, line 1e . . . . .	<b>8</b>	■	

**For Paperwork Reduction Act Notice, see instructions.**

Cat. No. 12774N

Form **8826** (Rev. 12-2013)

## Credit for Prior Year Minimum Tax—Corporations

**Attach to the corporation's tax return.**  
**Go to [www.irs.gov/Form8827](http://www.irs.gov/Form8827) for the latest information.**

OMB No. 1545-0123

Name	Employer identification number
<b>1</b> Minimum tax credit carryforward from the prior tax year. Enter the amount from line 4 of the prior tax year Form 8827 . . . . .	<b>1</b> <span style="background-color: red; color: red;">██████</span>
<b>2</b> Enter the corporation's current year regular income tax liability minus allowable tax credits (see instructions) . . . . .	<b>2</b> <span style="background-color: red; color: red;">██████</span>
<b>3</b> <b>Current year minimum tax credit.</b> Enter the smaller of line 1 or line 2 here and on Form 1120, Schedule J, Part I, line 5d (or the applicable line of your return) . . . . .	<b>3</b> <span style="background-color: red; color: red;">██████</span>
<b>4</b> <b>Minimum tax credit carryforward.</b> Subtract line 3 from line 1. Keep a record of this amount to carry forward and use in future years . . . . .	<b>4</b> <span style="background-color: red; color: red;">██████</span>

### Instructions

Section references are to the Internal Revenue Code unless otherwise noted.

#### Reminder

**Current year minimum tax credit.** The refundable portion of the minimum tax credit does not apply for tax years beginning after 2019. See section 53(e). However, a corporation can have an unused portion of the regular minimum tax credit (because of limitations) that can be carried forward and allowable in later years.

#### Purpose of Form

Corporations use Form 8827 to figure the minimum tax credit, if any, for AMT incurred in prior tax years, and to figure any minimum tax credit carryforward.

#### Who Should File

Form 8827 should be filed by applicable corporations that have a minimum tax credit carryover from the prior tax year to the current tax year.

#### Line 2

Enter the corporation's current tax year regular income tax liability, as defined in section 26(b) (including any positive section 6226 adjustment from Form 8978), minus any credits allowed under Chapter 1, Subchapter A, Part IV, subparts B, D, E, and F of the Internal Revenue Code (for example, if filing Form 1120, subtract any credits on Schedule J, Part I, lines 5a through 5c, from the amount on Schedule J, Part I, line 2).

#### Paperwork Reduction Act Notice.

We ask for the information on this form to carry out the Internal Revenue laws of the United States. You are required to give us the information. We need it to ensure that you are complying with these laws and to allow us to figure and collect the right amount of tax. You are not required to provide the information requested on a form that is subject to the Paperwork Reduction Act unless the form displays a valid OMB control number. Books or records relating to a form or its instructions must be retained as long

as their contents may become material in the administration of any Internal Revenue law. Generally, tax returns and return information are confidential, as required by section 6103.

The time needed to complete and file this form will vary depending on individual circumstances. The estimated burden for business taxpayers filing this form is approved under OMB control number 1545-0123 and is included in the estimates shown in the instructions for their business income tax return.

If you have comments concerning the accuracy of these time estimates, or suggestions for making this form simpler, we would be happy to hear from you. See the instructions for the tax return with which this form is filed.

## Qualified Electric Vehicle Credit

▶ **Attach to your tax return.**  
 ▶ **Go to [www.irs.gov/Form8834](http://www.irs.gov/Form8834) for the latest information.**

OMB No. 1545-1374

Attachment  
 Sequence No. **111**

Name(s) shown on return	Identifying number
-------------------------	--------------------

**Caution:** This form only applies to qualified electric vehicle passive activity credits from prior years (allowed on Form 8582-CR or Form 8810 for the current year). The qualified electric vehicle credit was available for certain vehicles placed in service before 2007.

<b>1</b> Qualified electric vehicle passive activity credits allowed for your current tax year (see instructions).		<b>1</b>	
<b>2</b> Regular tax before credits:		<b>2</b>	
<ul style="list-style-type: none"> <li>• Individuals. Enter the sum of the amounts from Form 1040, 1040-SR, or 1040-NR, line 16, and Schedule 2 (Form 1040), line 2.</li> <li>• Corporations. Enter the amount from Form 1120, Schedule J, line 2; or the applicable line of your return.</li> <li>• Estates and trusts. Enter the sum of the amounts from Form 1041, Schedule G, lines 1a and 1b, plus any Form 8978 amount included on line 1d; or the amount from the applicable line of your return.</li> </ul>	}		
<b>3</b> Credits that reduce regular tax before the qualified electric vehicle credit:			
<b>a</b> Foreign tax credit	<b>3a</b>		
<b>b</b> Certain allowable credits (see instructions)	<b>3b</b>		
<b>c</b> Add lines 3a and 3b		<b>3c</b>	
<b>4</b> Net regular tax. Subtract line 3c from line 2. If zero or less, enter -0- here and on line 7		<b>4</b>	
<b>5</b> Tentative minimum tax:		<b>5</b>	
<ul style="list-style-type: none"> <li>• Individuals. Enter the amount from Form 6251, line 9.</li> <li>• Corporations. Enter -0-.</li> <li>• Estates and trusts. Enter the amount from Schedule I (Form 1041), line 52.</li> </ul>	}		
<b>6</b> Subtract line 5 from line 4. If zero or less, enter -0- here and on line 7		<b>6</b>	
<b>7</b> <b>Qualified electric vehicle credit.</b> Enter the <b>smaller</b> of line 1 or line 6. Report this amount on Schedule 3 (Form 1040), line 6i; Form 1120, Schedule J, line 5b; or the appropriate line of your return. If line 6 is smaller than line 1, see instructions ▶		<b>7</b>	

# Renewable Electricity Production Credit

Department of the Treasury  
Internal Revenue Service

Attach to your tax return.  
Go to [www.irs.gov/Form8835](http://www.irs.gov/Form8835) for instructions and the latest information.

Name(s) shown on return	Identifying number
-------------------------	--------------------

		(a) Kilowatt-hours produced and sold (see instructions)	(b) Rate (see inst.)	(c) Column (a) x Column (b)	
Complete lines 1 and 2 with respect to electricity produced at qualified facilities using:					
<b>1a</b> Wind . . . . .	<b>1a</b>		\$0.0275		
<b>b</b> Closed-loop biomass . . . . .	<b>1b</b>		\$0.0275		
<b>c</b> Geothermal . . . . .	<b>1c</b>		\$0.0275		
<b>d</b> Solar . . . . .	<b>1d</b>		\$0.0275		
<b>e</b> Add column (c) of lines 1a through 1d and enter here (see instructions) . . . . .	<b>1e</b>				
<b>2a</b> Open-loop biomass . . . . .	<b>2a</b>		\$0.0125		
<b>b</b> Reserved for future use . . . . .	<b>2b</b>				
<b>c</b> Landfill gas . . . . .	<b>2c</b>		\$0.0125		
<b>d</b> Trash . . . . .	<b>2d</b>		\$0.0125		
<b>e</b> Hydropower . . . . .	<b>2e</b>		\$0.0125		
<b>f</b> Marine and hydrokinetic renewables . . . . .	<b>2f</b>		\$0.0125		
<b>g</b> Add column (c) of lines 2a through 2f and enter here (see instructions) . . . . .	<b>2g</b>				
<b>3</b> Add lines 1e and 2g . . . . .	<b>3</b>				
<b>4</b> Phaseout adjustment (see instructions) . . . . .	<b>4</b>	\$	x		
<b>5</b> Credit before reduction. Subtract line 4 from line 3 . . . . .	<b>5</b>				
<b>6</b> Specified adjustments (see instructions) . . . . .	<b>6</b>				
<b>7</b> Reserved for future use . . . . .	<b>7</b>				
<b>8</b> Special adjustments (see instructions) . . . . .	<b>8</b>				
<b>9</b> Reserved for future use . . . . .	<b>9</b>				
<b>10</b> Reserved for future use . . . . .	<b>10</b>				
<b>11</b> Combine lines 5 and 8 . . . . .	<b>11</b>				
<b>Reduction for government grants, subsidized financing, and other credits</b>					
<b>12</b> Total of government grants, proceeds of tax-exempt government obligations, subsidized energy financing, and any federal tax credits allowed for the project for this and all prior tax years (especially with respect to qualified facilities, the construction of which began after August 16, 2022) (see instructions) . . . . .	<b>12</b>				
<b>13</b> Total of additions to the capital account for the qualified facility for this and all prior tax years . . . . .	<b>13</b>				
<b>14</b> Divide line 12 by line 13. Show as a decimal carried to at least 4 places . . . . .	<b>14</b>				
<b>15</b> Multiply line 5 by the smaller of 1/2 (15% of line 5 for facilities the construction of which began after August 16, 2022) or line 14 (see instructions) . . . . .	<b>15</b>				
<b>16</b> Subtract line 15 from line 11 . . . . .	<b>16</b>				
<b>17a</b> Enter the amount from line 16 applicable to wind facilities, the construction of which began during 2017 . . . . .	<b>17a</b>				
<b>b</b> For facilities placed in service after 2021, enter -0-; otherwise, multiply line 17a by 20% (0.20) . . . . .	<b>17b</b>				
<b>c</b> Enter the amount from line 16 applicable to wind facilities, the construction of which began during 2018, 2020, or 2021 . . . . .	<b>17c</b>				
<b>d</b> For facilities placed in service after 2021, enter -0-; otherwise, multiply line 17c by 40% (0.40) . . . . .	<b>17d</b>				
<b>e</b> Enter the amount from line 16 applicable to wind facilities, the construction of which began during 2019 . . . . .	<b>17e</b>				
<b>f</b> For facilities placed in service after 2021, enter -0-; otherwise, multiply line 17e by 60% (0.60) . . . . .	<b>17f</b>				
<b>g</b> Add lines 17b, 17d, and 17f . . . . .	<b>17g</b>				
<b>18</b> Subtract line 17g from line 16, and combine the result with any amounts on line 6 . . . . .	<b>18</b>				
<b>19</b> Renewable electricity production credit from partnerships, S corporations, cooperatives, estates, and trusts (see instructions) . . . . .	<b>19</b>				
<b>20</b> Add lines 18 and 19. Cooperatives, estates, and trusts, go to line 21. Partnerships and S corporations, stop here and report this amount on Schedule K. All others: For electricity or refined coal produced during the 4-year period beginning on the date the facility was placed in service or Indian coal produced, stop here and report the applicable part of this amount on Form 3800, Part III, line 4e. For all other production of electricity or refined coal, stop here and report the applicable part of this amount on Form 3800, Part III, line 1f (see instructions) . . . . .	<b>20</b>				
<b>21</b> Amount allocated to patrons of the cooperative or beneficiaries of the estate or trust (see instructions) . . . . .	<b>21</b>				
<b>22</b> Cooperatives, estates, and trusts, subtract line 21 from line 20. For electricity or refined coal produced during the 4-year period beginning on the date the facility was placed in service or Indian coal produced, report the applicable part of this amount on Form 3800, Part III, line 4e. For all other production of electricity or refined coal, report the applicable part of this amount on Form 3800, Part III, line 1f . . . . .	<b>22</b>				

## Empowerment Zone Employment Credit

OMB No. 1545-1444

▶ **Attach to your tax return.**

▶ **Go to [www.irs.gov/Form8844](http://www.irs.gov/Form8844) for instructions and the latest information.**

Attachment  
 Sequence No. **99**

Name(s) shown on return	Identifying number
<b>1</b> Enter the total qualified empowerment zone wages paid or incurred during the current year (see instructions) . . . . .	<b>1</b> <span style="float: right;">■</span>
<b>2</b> Multiply line 1 by 20% (0.20). See instructions for the adjustment you must make to the deduction for salaries and wages . . . . .	<b>2</b> <span style="float: right;">■</span>
<b>3</b> Empowerment zone employment credit from partnerships, S corporations, cooperatives, estates, and trusts . . . . .	<b>3</b> <span style="float: right;">■</span>
<b>4</b> Add lines 2 and 3. Cooperatives, estates, and trusts, go to line 5. Partnerships and S corporations, stop here and report this amount on Schedule K. All others, stop here and report this amount on Form 3800, Part III, line 3 . . . . .	<b>4</b> <span style="float: right;">■</span>
<b>5</b> Amount allocated to patrons of the cooperative or beneficiaries of the estate or trust (see instructions)	<b>5</b>
<b>6</b> Cooperatives, estates, and trusts, subtract line 5 from line 4. Report this amount on Form 3800, Part III, line 3 . . . . .	<b>6</b>

## Indian Employment Credit

OMB No. 1545-0123

▶ **Attach to your tax return.**

▶ **Go to [www.irs.gov/Form8845](http://www.irs.gov/Form8845) for instructions and the latest information.**

Attachment  
 Sequence No. **113**

Name(s) shown on return	Identifying number
-------------------------	--------------------

1 Total of qualified wages and qualified employee health insurance costs paid or incurred during the tax year . . . . .	<b>1</b>	█
2 Calendar year 1993 qualified wages and qualified employee health insurance costs (see instructions). If none, enter -0- . . . . .	<b>2</b>	█
3 Incremental increase. Subtract line 2 from line 1. If zero or less, enter -0- . . . . .	<b>3</b>	
4 Multiply line 3 by 20% (0.20). See instructions for the adjustment you must make to your deduction for salaries and wages . . . . .	<b>4</b>	
5 Indian employment credit from partnerships, S corporations, cooperatives, estates, and trusts . . . . .	<b>5</b>	█
6 Add lines 4 and 5. Cooperatives, estates, and trusts, go to line 7. Partnerships and S corporations, stop here and report this amount on Schedule K. All others, stop here and report this amount on Form 3800, Part III, line 1g . . . . .	<b>6</b>	█
7 Amount allocated to patrons of the cooperative or beneficiaries of the estate or trust (see instructions)	<b>7</b>	
8 Cooperatives, estates, and trusts, subtract line 7 from line 6. Report this amount on Form 3800, Part III, line 1g . . . . .	<b>8</b>	

**Credit for Employer Social Security and Medicare Taxes Paid on Certain Employee Tips**

Department of the Treasury  
Internal Revenue Service

Attach to your tax return.  
Go to [www.irs.gov/Form8846](http://www.irs.gov/Form8846) for the latest information.

Name(s) shown on return

Identifying number

**Note:** Claim this credit **only** for employer social security and Medicare taxes paid by a food or beverage employer where tipping is customary for providing food or beverages. See the instructions for line 1.

<b>1</b>	Tips received by employees for services on which you paid or incurred employer social security and Medicare taxes during the tax year (see instructions) . . . . .	<b>1</b>	█
<b>2</b>	Tips not subject to the credit provisions (see instructions) . . . . .	<b>2</b>	█
<b>3</b>	Creditable tips. Subtract line 2 from line 1 . . . . .	<b>3</b>	
<b>4</b>	Multiply line 3 by 7.65% (0.0765). If you had any tipped employees whose wages (including tips) exceeded \$147,000, see instructions and check here <input type="checkbox"/> . . . . .	<b>4</b>	
<b>5</b>	Credit for employer social security and Medicare taxes paid on certain employee tips from partnerships and S corporations . . . . .	<b>5</b>	█
<b>6</b>	Add lines 4 and 5. Partnerships and S corporations, report this amount on Schedule K. All others, report this amount on Form 3800, Part III, line 4f . . . . .	<b>6</b>	█

For Paperwork Reduction Act Notice, see instructions.

Cat. No. 16148Z

Form **8846** (2022)

**Biodiesel, Renewable Diesel, or Sustainable Aviation Fuels Credit**

OMB No. 1545-1924

Attach to your tax return.

Go to [www.irs.gov/Form8864](http://www.irs.gov/Form8864) for instructions and the latest information.

Attachment Sequence No. **141**

Name(s) shown on return	Identifying number
-------------------------	--------------------

**Caution:** You cannot claim any amounts on Form 8864 that you claimed (or will claim) on Form 720 (Schedule C), Form 8849, or Form 4136.

The sustainable aviation fuel credit is only available for fuel produced after 2022.

**Biodiesel or renewable diesel mixtures.** Claimant produced a mixture by mixing biodiesel with diesel fuel, or produced a mixture by mixing renewable diesel with liquid fuel (other than renewable diesel). The biodiesel used to produce the biodiesel mixture met ASTM D6751 and met EPA's registration requirements for fuels and fuel additives. The renewable diesel used to produce the renewable diesel mixture was derived from biomass, met EPA's registration requirements for fuels and fuel additives, and met ASTM D975, D396, or other equivalent standard approved by the IRS. The biodiesel or renewable mixture was sold by the claimant to any person for use as a fuel or was used as a fuel by the claimant. **Sustainable aviation fuel (SAF) mixtures.** Claimant produced a qualified mixture by mixing SAF with kerosene. The qualified mixture was produced by the claimant in the United States, such mixture was used by the claimant (or sold by the claimant for use) in an aircraft, such sale or use was in the ordinary course of a trade or business of the claimant, and the transfer of such mixture to the fuel tank of such aircraft occurred in the United States. The SAF used to produce the qualified mixture is the portion of liquid fuel that isn't kerosene that (i) either (A) meets the specifications of one of the ASTM D7566 Annexes, or (B) meets the specifications of ASTM D1655 Annex A1, (ii) isn't derived from coprocessing an applicable material (or materials derived from an applicable material) with a feedstock that isn't biomass, (iii) isn't derived from palm fatty acid distillates or petroleum, and (iv) has been certified in accordance with section 40B(e) as having a lifecycle greenhouse gas emissions reduction percentage of at least 50%. **For all claims.** Claimant has attached the appropriate certificates and, if applicable, appropriate reseller statements. Claimant has no reason to believe that the information in the certificate or statement is false. See the instructions for additional information and requirements.

Type of Fuel	(a) Number of Gallons Sold or Used	(b) Rate	(c) Column (a) x Column (b)
1 Biodiesel (other than agri-biodiesel) . . . . .	1	\$ 1.00	
2 Agri-biodiesel . . . . .	2	\$ 1.00	
3 Renewable diesel . . . . .	3	\$ 1.00	
4 Biodiesel (other than agri-biodiesel) included in a biodiesel mixture . . . . .	4	\$ 1.00	
5 Agri-biodiesel included in a biodiesel mixture . . . . .	5	\$ 1.00	
6 Renewable diesel included in a renewable diesel mixture . . . . .	6	\$ 1.00	
7 Qualified agri-biodiesel production . . . . .	7	\$ .10	
8 Sustainable aviation fuel (see instructions) . . . . .	8	\$	
9 Add lines 1 through 8. Include this amount in your income for the tax year. See instructions . . . . .			9
10 Biodiesel, renewable diesel, or sustainable aviation fuel credit from partnerships, S corporations, cooperatives, estates, and trusts (see instructions) . . . . .			10
11 Add lines 9 and 10. Cooperatives, estates, and trusts, go to line 12. Partnerships and S corporations, stop here and report this amount on Schedule K. All others, stop here and report this amount on the appropriate line of Form 3800. See instructions . . . . .			11
12 Amount allocated to patrons of the cooperative or beneficiaries of the estate or trust (see instructions) . . . . .			12
13 Cooperatives, estates, and trusts, subtract line 12 from line 11. Report this amount on the appropriate line of Form 3800. See instructions . . . . .			13

For Paperwork Reduction Act Notice, see separate instructions.

Cat. No. 25778F

Form **8864** (Rev. 1-2023)



Form **8869**  
 (Rev. December 2020)  
 Department of the Treasury  
 Internal Revenue Service

## Qualified Subchapter S Subsidiary Election

OMB No. 1545-0123

**(Under section 1361(b)(3) of the Internal Revenue Code)**  
 ▶ Go to [www.irs.gov/Form8869](http://www.irs.gov/Form8869) for instructions and the latest information.

<b>Part I Parent S Corporation Making the Election</b>	
<b>1a</b> Name of parent [Redacted]	<b>2</b> Employer identification number (EIN) [Redacted]
<b>b</b> Number, street, and room or suite no. If a P.O. box, see instructions.	<b>3</b> Tax year ending (month and day)
<b>c</b> City or town, state or province, country, and ZIP or foreign postal code	<b>4</b> Service center where last return was filed
<b>5</b> Name and title of officer or legal representative whom the IRS may call for more information	<b>6</b> Telephone number of officer or legal representative

<b>Part II Subsidiary Corporation for Which Election is Made (For additional subsidiaries, see instructions.)</b>	
<b>7a</b> Name of subsidiary [Redacted]	<b>8</b> EIN (if any) [Redacted]
<b>b</b> Number, street, and room or suite no. If a P.O. box, see instructions.	<b>9</b> Date incorporated [Redacted]
<b>c</b> City or town, state or province, country, and ZIP or foreign postal code	<b>10</b> State of incorporation [Redacted]
<b>11</b> Date election is to take effect (month, day, year) (see instructions) . . . . . ▶ [Redacted]	
<b>12</b> Did the subsidiary previously file a federal income tax return? If "Yes," complete lines <b>13a</b> , <b>13b</b> , and <b>13c</b> . . . . . ▶ <input type="checkbox"/> Yes <input type="checkbox"/> No	
<b>13a</b> Service center where last return was filed	<b>13b</b> Tax year ending date of last return (month, day, year) ▶ [Redacted]
<b>13c</b> Check type of return filed: <input type="checkbox"/> Form 1120 <input type="checkbox"/> Form 1120-S <input checked="" type="checkbox"/> Other ▶	
<b>14</b> Is this election being made in combination with a section 368(a)(1)(F) reorganization described in Rev. Rul. 2008-18, where the subsidiary was an S corporation immediately before the election and a newly formed holding company will be the subsidiary's parent? . . . . . ▶ <input type="checkbox"/> Yes <input type="checkbox"/> No	
<b>15</b> Was the subsidiary's last return filed as part of a consolidated return? If "Yes," complete lines <b>16a</b> , <b>16b</b> , and <b>16c</b> . . . . . ▶ <input type="checkbox"/> Yes <input type="checkbox"/> No	
<b>16a</b> Name of common parent [Redacted]	<b>16b</b> EIN of common parent [Redacted]
<b>16c</b> Service center where consolidated return was filed	

Under penalties of perjury, I declare that I have examined this election, including accompanying statements, and to the best of my knowledge and belief, it is true, correct, and complete.

<b>Signature of officer of parent corporation</b> ▶ [Redacted]	<b>Title</b> ▶ [Redacted]	<b>Date</b> ▶ [Redacted]
--	---------------------------	--------------------------

## New Markets Credit

OMB No. 1545-1804

▶ **Attach to your tax return.**  
 ▶ **Go to [www.irs.gov/Form8874](http://www.irs.gov/Form8874) for the latest information.**

Attachment  
 Sequence No. **127**

Name(s) shown on return					Identifying number	
(a) Name and address of the qualified community development entity (CDE)	(b) Employer identification number of CDE	(c) Date of initial investment	(d) Amount of qualified equity investment	(e) Credit rate	(f) Credit ((d) × (e))	
<b>1</b>				%		
				%		
				%		
				%		
				%		
				%		
			<b>Total Qualified Equity Investment</b>	%	<span style="background-color: red; color: red;"> </span>	
<b>2</b> New markets credit from partnerships and S corporations . . . . .				<b>2</b>	<span style="background-color: red; color: red;"> </span>	
<b>3</b> Add lines 1 and 2. Partnerships and S corporations, report this amount on Schedule K. All others, report this amount on Form 3800, Part III, line 1i . . . . .				<b>3</b>	<span style="background-color: red; color: red;"> </span>	

**Credit for Small Employer Pension Plan  
 Startup Costs and Auto-Enrollment**

▶ Attach to your tax return.  
 ▶ Go to [www.irs.gov/Form8881](http://www.irs.gov/Form8881) for instructions and the latest information.

OMB No. 1545-1810

Attachment  
 Sequence No. **130**

Identifying number

**Part I Credit for Small Employer Pension Plan Startup Costs**

<b>1</b> Qualified startup costs incurred during the tax year . . . . .	<b>1</b>		
<b>2</b> Enter one-half of line 1 . . . . .	<b>2</b>		
<b>3</b> Enter the number of employees eligible to participate in the pension plan. See instructions. _____ X 250	<b>3</b>		
<b>4</b> Enter the greater of \$500 or the amount from line 3 (Do not enter more than \$5,000) . . . . .	<b>4</b>		
<b>5</b> Enter the smaller of line 2 or line 4 . . . . .	<b>5</b>		
<b>6</b> Credit for small employer pension plan startup costs from partnerships and S corporations . . . . .	<b>6</b>		
<b>7</b> Reserved for future use . . . . .	<b>7</b>		
<b>8</b> Add lines 5 and 6. Partnerships and S corporations, report this amount on Schedule K. All others, report this amount on Form 3800, Part III, line 1j . . . . .	<b>8</b>		

**Part II Small Employer Auto-Enrollment Credit**

<b>9</b> Enter \$500 if an auto-enrollment option is provided for retirement savings . . . . .	<b>9</b>		
<b>10</b> Small employer auto-enrollment credit from partnerships and S corporations . . . . .	<b>10</b>		
<b>11</b> Add lines 9 and 10. Partnerships and S corporations, report this amount on Schedule K. All others, report this amount on Form 3800, Part III, line 1j . . . . .	<b>11</b>		

For Paperwork Reduction Act Notice, see separate instructions.

Cat. No. 33435N

Form **8881** (Rev. 12-2020)

## Credit for Employer-Provided Childcare Facilities and Services

Department of the Treasury  
Internal Revenue Service

▶ **Attach to your tax return.**  
▶ **Information about Form 8882 and its instructions is at [www.irs.gov/form8882](http://www.irs.gov/form8882).**

Attachment  
Sequence No. **131**

Name(s) shown on return		Identifying number	
1 Qualified childcare facility expenditures paid or incurred . . . . .	1	[Red Box]	
2 Enter 25% (.25) of line 1 . . . . .	2	[Red Box]	
3 Qualified childcare resource and referral expenditures paid or incurred	3	[Red Box]	
4 Enter 10% (.10) of line 3 . . . . .	4	[Red Box]	
5 Credit for employer-provided childcare facilities and services from partnerships, S corporations, estates, and trusts . . . . .	5	[Red Box]	
6 Add lines 2, 4, and 5 . . . . .	6	[Red Box]	
7 Enter the <b>smaller</b> of line 6 or <b>\$150,000</b> . Estates and trusts, go to line 8. Partnerships and S corporations, stop here and report this amount on Schedule K. All others, stop here and report this amount on Form 3800, line 1k . . . . .	7	[Red Box]	
8 Amount allocated to beneficiaries of the estate or trust (see instructions) . . . . .	8		
9 Estates and trusts. Subtract line 8 from line 7. Report this amount on Form 3800, line 1k . . . . .	9		

### General Instructions

Section references are to the Internal Revenue Code unless otherwise noted.

#### Purpose of Form

Employers use Form 8882 to claim the credit for qualified childcare facility and resource and referral expenditures. The credit is part of the general business credit. You may claim the credit any time within 3 years from the due date of your return on either an original or amended return.

Taxpayers, other than partnerships, S corporations, estates, or trusts, whose only source of this credit is from those pass-through entities, are not required to complete or file this form. Instead, they can report this credit directly on Form 3800.

#### How To Figure the Credit

The credit is 25% of the qualified childcare facility expenditures plus 10% of the qualified childcare resource and referral expenditures paid or incurred during the tax year. The credit is limited to \$150,000 per tax year.

*Qualified childcare expenditures* are amounts paid or incurred:

- To acquire, construct, rehabilitate, or expand property that:
  1. Is to be used as part of a qualified childcare facility of the taxpayer,
  2. Is depreciable (or amortizable) property, and
  3. Is not part of the principal residence of the taxpayer or any employee of the taxpayer;
- For the operating expenses of a qualified childcare facility of the taxpayer, including expenses for training of employees, scholarship programs, and providing

increased compensation to employees with higher levels of childcare training; or

- Under a contract with a qualified childcare facility to provide childcare services to employees of the taxpayer.

**Note.** Any expenses for childcare included in qualified childcare facility expenditures may not exceed the fair market value of such care.

*A qualified childcare facility* is a facility that meets the requirements of all applicable laws and regulations of the state or local government in which it is located, including the licensing of the facility as a childcare facility. The following conditions must also be met.

- The principal use of the facility must be to provide childcare (unless the facility is also the personal residence of the person operating the facility).
- Enrollment in the facility must be open to employees of the taxpayer during the tax year.
- If the facility is the principal trade or business of the taxpayer, at least 30% of the enrollees of the facility must be dependents of employees of the taxpayer.
- The use of the facility (or the eligibility to use the facility) must not discriminate in favor of highly compensated employees.

*Qualified childcare resource and referral expenditures* are amounts paid or incurred under a contract to provide childcare resource and referral services to employees of the taxpayer. The provision of the services (or the eligibility to use the services) must not discriminate in favor of highly compensated employees.

## Low Sulfur Diesel Fuel Production Credit

OMB No. 1545-1914

▶ **Attach to your tax return.**

▶ **Go to [www.irs.gov/Form8896](http://www.irs.gov/Form8896) for the latest information.**

Attachment  
Sequence No. **142**

Name(s) shown on return	Identifying number
<b>1</b> Low sulfur diesel fuel produced (in gallons) . . . . .	<b>1</b>
<b>2</b> Multiply line 1 by \$0.05 . . . . .	<b>2</b>
<b>3</b> Qualified costs limitation (see instructions) . . . . .	<b>3</b>
<b>4</b> Total low sulfur diesel fuel production credits allowed for all prior tax years (see instructions) . . . . .	<b>4</b>
<b>5</b> Subtract line 4 from line 3 . . . . .	<b>5</b>
<b>6</b> Enter the smaller of line 5 or line 2 . . . . .	<b>6</b>
<b>7</b> Low sulfur diesel fuel production credit from partnerships, S corporations, and cooperatives (see instructions) . . . . .	<b>7</b>
<b>8</b> Add lines 6 and 7. Cooperatives, go to line 9. Partnerships and S corporations, stop here and report this amount on Schedule K. All others, stop here and report this amount on Form 3800, Part III, line 1m . . . . .	<b>8</b>
<b>9</b> Amount allocated to patrons of the cooperative (see instructions) . . . . .	<b>9</b>
<b>10</b> Cooperatives, subtract line 9 from line 8. Report this amount on Form 3800, Part III, line 1m . . . . .	<b>10</b>

### General Instructions

Section references are to the Internal Revenue Code unless otherwise noted.

#### Future Developments

For the latest information about developments related to Form 8896 and its instructions, such as legislation enacted after they were published, go to [www.irs.gov/Form8896](http://www.irs.gov/Form8896).

#### Purpose of Form

Use Form 8896 to claim the low sulfur diesel fuel production credit.

The credit generally is 5 cents for every gallon of low sulfur diesel fuel produced by a qualified small business refiner during the tax year. However, the total credits allowed for all tax years cannot be more than the refiner's qualified costs limitation on line 3. This credit is part of the general business credit.

Partnerships, S corporations, and cooperatives must file this form to claim the credit. All other taxpayers are not required to complete or file this form if their only source for this credit is a partnership, S corporation, or cooperative. Instead, they can report this credit directly on line 1m in Part III of Form 3800, General Business Credit.

#### Definitions

##### Low Sulfur Diesel Fuel

This is diesel fuel with a sulfur content of 15 parts per million or less.

##### Small Business Refiner

A small business refiner generally is a refiner of crude oil with an average daily domestic refinery run or average retained production for all facilities that did not exceed 205,000 barrels for the 1-year period ending on December 31, 2002. To figure the average daily domestic refinery run or retained production, only include refineries that were refineries of the refiner or a related person (within the meaning of section 613A(d)(3)) on April 1, 2003. However, a refiner is not a small business refiner for a tax year if more than 1,500 individuals are engaged in the refinery operations of the business on any day during the tax year.

#### Qualified Costs

For each facility, qualified costs are costs paid or incurred to comply with the highway diesel fuel sulfur control requirements of the Environmental Protection Agency (EPA) during the period beginning January 1, 2003, and ending on the earlier of:

- The date 1 year after the date on which the refiner must comply with these EPA requirements with respect to such facility; or
- December 31, 2009.

Qualified costs include costs for the construction of new process operation units or the dismantling and reconstruction of existing process units to be used in the production of low sulfur diesel fuel, associated adjacent or offsite equipment (including tankage, catalyst, and power supply), engineering, construction period interest, and site work.

In addition, the small business refiner must obtain certification from the IRS (which will consult with the EPA) that the taxpayer's qualified costs will result in compliance with the applicable EPA regulations. This certification must be obtained not later than June 29, 2008, or, if later, the date that is 30 months after the first day of the first tax year in which the credit is determined. For details, see Rev. Proc. 2007-69, 2007-49 I.R.B. 1137, available at [www.irs.gov/irb/2007-49\\_IRB#RP-2007-69](http://www.irs.gov/irb/2007-49_IRB#RP-2007-69).



*Unless you elect not to take this credit, your deductions will be reduced by the amount of your credit. For details, see section 280C(d).*

#### Additional Information

For more information, see section 45H.

### Specific Instructions

Use lines 1 through 6 to figure any low sulfur diesel fuel production credit from your own trade or business.

#### Line 1

Enter the number of gallons of diesel fuel produced with a sulfur content of 15 parts per million or less.

**Alternative Motor Vehicle Credit**

▶ **Attach to your tax return.**  
▶ **Go to [www.irs.gov/Form8910](http://www.irs.gov/Form8910) for instructions and the latest information.**

Name(s) shown on return	Identifying number
-------------------------	--------------------

**Note:**

- Use this form to claim the credit for certain alternative motor vehicles.
- Claim the credit for certain plug-in electric vehicles on Form 8936.

**Part I Tentative Credit**

Use a separate column for each vehicle. If you need more columns, use additional Forms 8910 and include the totals on lines 7 and 11.		(a) Vehicle 1	(b) Vehicle 2
1	Year, make, and model of vehicle . . . . .	1	
2	Vehicle identification number (see instructions) . . . . .	2	
3	Enter date vehicle was placed in service (MM/DD/YYYY) . . . . .	3	
4	<b>Tentative credit</b> (see instructions for amount to enter) . . . . .	4	

**Next:** If you did NOT use your vehicle for business or investment purposes and did not have a credit from a partnership or S corporation, skip Part II and go to Part III. All others, go to Part II.

**Part II Credit for Business/Investment Use Part of Vehicle**

5	Business/investment use percentage (see instructions) . . . . .	5	%	%
6	Multiply line 4 by line 5 . . . . .	6		
7	Add columns (a) and (b) on line 6 . . . . .	7		
8	Alternative motor vehicle credit from partnerships and S corporations (see instructions) . . . . .	8		
9	<b>Business/investment use part of credit.</b> Add lines 7 and 8. Partnerships and S corporations, stop here and report this amount on Schedule K. All others, report this amount on Form 3800, Part III, line 1r . . . . .	9		

**Part III Credit for Personal Use Part of Vehicle**

10	If you skipped Part II, enter the amount from line 4. If you completed Part II, subtract line 6 from line 4 . . . . .	10	%	%
11	Add columns (a) and (b) on line 10 . . . . .	11		
12	Enter the amount from Form 1040, 1040-SR, or 1040-NR, line 18 . . . . .	12		
13	Personal credits from Form 1040, 1040-SR, or 1040-NR (see instructions) . . . . .	13		
14	Subtract line 13 from line 12. If zero or less, enter -0- and stop here. You cannot claim the personal use part of the credit . . . . .	14		
15	<b>Personal use part of credit.</b> Enter the <b>smaller</b> of line 11 or line 14 here and on Schedule 3 (Form 1040), line 6e. If line 14 is smaller than line 11, see instructions . . . . .	15		

**For Paperwork Reduction Act Notice, see separate instructions.**

## Alternative Fuel Vehicle Refueling Property Credit

OMB No. 1545-0123

▶ **Attach to your tax return.**

▶ **Go to [www.irs.gov/Form8911](http://www.irs.gov/Form8911) for instructions and the latest information.**

Attachment  
 Sequence No. **151**

Name(s) shown on return	Identifying number
-------------------------	--------------------

<b>Part I Total Cost of Refueling Property</b>															
1	Total cost of qualified alternative fuel vehicle refueling property placed in service during the tax year (see <i>What's New</i> in the instructions)	1	█												
<b>Part II Credit for Business/Investment Use Part of Refueling Property</b>															
2	Business/investment use part (see instructions)	2	█												
3	Section 179 expense deduction (see instructions)	3	█												
4	Subtract line 3 from line 2	4													
5	Multiply line 4 by 30% (0.30)	5													
6	Maximum business/investment use part of credit (see instructions)	6	█												
7	Enter the <b>smaller</b> of line 5 or line 6	7													
8	Alternative fuel vehicle refueling property credit from partnerships and S corporations (see instructions)	8	█												
9	<b>Business/investment use part of credit.</b> Add lines 7 and 8. Partnerships and S corporations, stop here and report this amount on Schedule K. All others, report this amount on Form 3800, Part III, line 1s	9	█												
<b>Part III Credit for Personal Use Part of Refueling Property</b>															
10	Subtract line 2 from line 1. If zero, stop here; <b>do not</b> file this form unless you are claiming a credit on line 9	10													
11	Multiply line 10 by 30% (0.30)	11													
12	Maximum personal use part of credit (see instructions)	12													
13	Enter the <b>smaller</b> of line 11 or line 12	13													
14	Regular tax before credits: <ul style="list-style-type: none"> <li>• Individuals. Enter the sum of the amounts from Form 1040, 1040-SR, or 1040-NR, line 16, and Schedule 2 (Form 1040), line 2.</li> <li>• Other filers. Enter the regular tax before credits from your return.</li> </ul>	14													
15	Credits that reduce regular tax before the alternative fuel vehicle refueling property credit: <table style="width: 100%; border-collapse: collapse;"> <tr> <td style="width: 5%;">a Foreign tax credit</td> <td style="width: 5%;"></td> <td style="width: 5%; text-align: center;"><b>15a</b></td> <td style="width: 10%;"></td> </tr> <tr> <td>b Certain allowable credits (see instructions)</td> <td></td> <td style="text-align: center;"><b>15b</b></td> <td></td> </tr> <tr> <td>c Add lines 15a and 15b</td> <td></td> <td style="text-align: center;"><b>15c</b></td> <td></td> </tr> </table>	a Foreign tax credit		<b>15a</b>		b Certain allowable credits (see instructions)		<b>15b</b>		c Add lines 15a and 15b		<b>15c</b>		15c	
a Foreign tax credit		<b>15a</b>													
b Certain allowable credits (see instructions)		<b>15b</b>													
c Add lines 15a and 15b		<b>15c</b>													
16	Net regular tax. Subtract line 15c from line 14. If zero or less, enter -0- and stop here; <b>do not</b> file this form unless you are claiming a credit on line 9	16													
17	Tentative minimum tax (see instructions): <ul style="list-style-type: none"> <li>• Individuals. Enter the amount from Form 6251, line 9.</li> <li>• Other filers. Enter the tentative minimum tax from your alternative minimum tax form or schedule.</li> </ul>	17													
18	Subtract line 17 from line 16. If zero or less, stop here; <b>do not</b> file this form unless you are claiming a credit on line 9	18													
19	<b>Personal use part of credit.</b> Enter the <b>smaller</b> of line 13 or line 18 here and on Schedule 3 (Form 1040), line 6j; or the appropriate line of your return. If line 18 is smaller than line 13, see instructions	19													

**Reconciliation of Schedule M-3 Taxable Income With  
 Tax Return Taxable Income for Mixed Groups**  
 ▶ Attach to Schedule M-3 for Forms 1120, 1120-L, or 1120-PC.  
 ▶ Go to [www.irs.gov/Form8916](http://www.irs.gov/Form8916) for the latest information.

OMB No. 1545-0123

Name(s) as shown on return		Employer identification number	
<b>1</b>	Enter total tax reconciliation amount from the applicable line of Schedule M-3. See instructions . . . . .	<b>1</b>	
<b>2a</b>	Life/non-life loss limitation amount . . . . .	<b>2a</b>	
<b>b</b>	Phased inclusion of balance of policyholders surplus account (Form 1120-L, page 1, line 24) . . . . .	<b>2b</b>	
<b>c</b>	(1) Non-life capital loss limitation . . . . .	<b>2c(1)</b>	
	(2) Life capital loss limitation . . . . .	<b>2c(2)</b>	
<b>d</b>	(1) Non-life charitable deduction limitation . . . . .	<b>2d(1)</b>	
	(2) Life charitable deduction limitation . . . . .	<b>2d(2)</b>	
<b>e</b>	(1) Non-life dual consolidated loss amount disallowed . . . . .	<b>2e(1)</b>	
	(2) Life dual consolidated loss amount disallowed . . . . .	<b>2e(2)</b>	
<b>3</b>	Combine lines 1 through 2e(2) . . . . .	<b>3</b>	
<b>4a</b>	(1) 1120-PC net operating loss deduction . . . . .	<b>4a(1)</b>	
	(2) 1120-L net operating loss deduction . . . . .	<b>4a(2)</b>	
	(3) 1120 net operating loss deduction . . . . .	<b>4a(3)</b>	
	<b>Net Operating Loss Deduction</b>		
<b>b</b>	(1) Non-life dividends received deduction . . . . .	<b>4b(1)</b>	
	(2) Life dividends received deduction . . . . .	<b>4b(2)</b>	
	<b>Total Statutory Special Deductions</b>		
<b>c</b>	(1) Non-life capital loss carryforward used . . . . .	<b>4c(1)</b>	
	(2) Life capital loss carryforward used . . . . .	<b>4c(2)</b>	
<b>d</b>	(1) Non-life charitable deduction carryforward used . . . . .	<b>4d(1)</b>	
	(2) Life charitable deduction carryforward used . . . . .	<b>4d(2)</b>	
<b>5</b>	Add lines 4a(1) through 4d(2) . . . . .	<b>5</b>	
<b>6</b>	Subtract line 5 from line 3 . . . . .	<b>6</b>	
<b>7</b>	Other adjustments to reconcile to taxable income on tax return (attach schedule) . . . . .	<b>7</b>	
<b>8</b>	Total. Combine lines 6 and 7. This amount must equal the amount reported on the "Taxable income" line of the consolidated Form 1120, Form 1120-L, or Form 1120-PC. See instructions	<b>8</b>	

or Paperwork Reduction Act Notice, see instructions.

Cat. No. 37727E

Form **8916** (Rev. 10-2020)

 **Taxable Income**



**Supplemental Attachment to Schedule M-3**

▶ **Attach to Schedule M-3 for Form 1065, 1120, 1120-L, 1120-PC, or 1120-S.**  
▶ **Go to [www.irs.gov/Form1120](http://www.irs.gov/Form1120) for the latest information.**

Name of common parent	Employer identification number
Name of subsidiary	Employer identification number

<b>Part I Cost of Goods Sold</b>				
Cost of Goods Sold Items	(a) Expense per Income Statement	(b) Temporary Difference	(c) Permanent Difference	(d) Deduction per Tax Return
<b>1</b> Amounts attributable to cost flow assumptions . . . . .				
<b>2</b> Amounts attributable to:				
<b>a</b> Stock option expense . . . . .				
<b>b</b> Other equity-based compensation . . . . .				
<b>c</b> Meals and entertainment . . . . .				
<b>d</b> Parachute payments . . . . .				
<b>e</b> Compensation with section 162(m) limitation . . . . .				
<b>f</b> Pension and profit sharing . . . . .				
<b>g</b> Other post-retirement benefits . . . . .				
<b>h</b> Deferred compensation . . . . .				
<b>i</b> Reserved . . . . .				
<b>j</b> Amortization . . . . .				
<b>k</b> Depletion . . . . .				
<b>l</b> Depreciation . . . . .				
<b>m</b> Corporate-owned life insurance premiums . . . . .				
<b>n</b> Other section 263A costs . . . . .				
<b>3</b> Inventory shrinkage accruals . . . . .				
<b>4</b> Excess inventory and obsolescence reserves . . . . .				
<b>5</b> Lower of cost or market write-downs . . . . .				
<b>6</b> Other items with differences (attach statement) . . . . .				
<b>7</b> Other items with no differences . . . . .				
<b>8 Total cost of goods sold.</b> Add lines 1 through 7 in columns a, b, c, and d. Enter totals on the applicable Schedule M-3. See instructions . . . . .				

**Part II Interest Income**

	Interest Income Item	(a) Income (Loss) per Income Statement	(b) Temporary Difference	(c) Permanent Difference	(d) Income (Loss) per Tax Return
1	Tax-exempt interest income	■	■	■	
2	Interest income from hybrid securities	■	■	■	■
3	Sale/lease interest income	■	■	■	■
4a	Intercompany interest income — From outside tax affiliated group	■	■	■	■
4b	Intercompany interest income — From tax affiliated group	■	■	■	■
5	Other interest income	■	■	■	■
6	Total interest income. Add lines 1 through 5 in columns a, b, c, and d. Enter total on the applicable Schedule M-3. See instructions.	■	■	■	■

**Part III Interest Expense**

	Interest Expense Item	(a) Expense per Income Statement	(b) Temporary Difference	(c) Permanent Difference	(d) Deduction per Tax Return
1	Interest expense from hybrid securities	■	■	■	■
2	Lease/purchase interest expense	■	■	■	■
3a	Intercompany interest expense — Paid to outside tax affiliated group	■	■	■	■
3b	Intercompany interest expense — Paid to tax affiliated group	■	■	■	■
4	Other interest expense	■	■	■	■
5	Total interest expense. Add lines 1 through 4 in columns a, b, c, and d. Enter total on the applicable Schedule M-3. See instructions.	■	■	■	■

# Report of Employer-Owned Life Insurance Contracts

OMB No. 1545-2089

▶ Attach to the policyholder's tax return—See instructions.

Attachment  
 Sequence No. **160**

Name(s) shown on return		Identifying number	
Name of policyholder, if different from above		Identifying number, if different from above	
Type of business			
<b>1</b>	Enter the number of employees the policyholder had at the end of the tax year . . . . .	<b>1</b>	
<b>2</b>	Enter the number of employees included on line 1 who were insured at the end of the tax year under the policyholder's employer-owned life insurance contract(s) issued after August 17, 2006. See <i>Section 1035 exchanges</i> on page 2 for an exception . . . . .	<b>2</b>	
<b>3</b>	Enter the total amount of employer-owned life insurance in force at the end of the tax year for employees who were insured under the contract(s) specified on line 2 . . . . .	<b>3</b>	
<b>4a</b>	Does the policyholder have a valid consent (see instructions) for each employee included on line 2? . . . . . <input checked="" type="checkbox"/> Yes <input type="checkbox"/> No		
<b>b</b>	If "No," enter the number of employees included on line 2 for whom the policyholder does not have a valid consent . . . . .	<b>4b</b>	

## General Instructions

Section references are to the Internal Revenue Code unless otherwise noted.

### Purpose of Form

Use Form 8925 to report the number of employees covered by employer-owned life insurance contracts issued after August 17, 2006, and the total amount of employer-owned life insurance in force on those employees at the end of the tax year. Policyholders must also indicate whether a valid consent has been received from each covered employee, and the number of covered employees for which a valid consent has not been received.

See sections 101(j) and 6039I, and Notice 2009-48, 2009-24 I.R.B. 1085, for more information.

### Definitions

#### Employer-owned life insurance contract.

For purposes of Form 8925, an insurance contract is an employer-owned life insurance contract if it is owned by a policyholder as defined below, and covers the life of the policyholder's employee(s) on the date the life insurance contract is issued. If you have master contracts, see section 101(j)(3) for additional information.

**Policyholder.** For purposes of Form 8925 and these instructions, a policyholder is an "applicable policyholder" as defined in section 101(j)(3)(B). Generally, a policyholder is the person who owns the employer-owned life insurance contract, and who is (a) engaged in a trade or business

that employs the person insured under the employer-owned life insurance contract and (b) the direct or indirect beneficiary of the employer-owned life insurance contract.

**Related person.** A related person is considered a policyholder if that person is (a) related to the policyholder (defined earlier) under sections 267(b) or 707(b) (1), or (b) engaged in a trade or business under common control with the policyholder. See sections 52(a) and (b).

**Employee.** Employee includes an officer, director, or highly compensated employee under section 414(q).

**Insured.** An individual must be a U.S. citizen or resident to be considered insured under an employer-owned life insurance contract. Both individuals covered by a contract covering the joint lives of two individuals are considered insured.

**Notice and consent requirements.** To qualify as an employer-owned life insurance contract, the policyholder must meet the notice and consent requirements listed below before the issuance of the contract.

**1.** Provide written notification to the employee stating the policyholder intends to insure the employee's life and the maximum face amount for which the employee could be insured at the time the contract was issued.

The written notification must include a disclosure of the face amount of life insurance, either in dollars or as a multiple of salary, that the policyholder

reasonably expects to purchase with regard to the employee during the course of the employee's tenure. Additional notice and consent are required if the aggregate face amount of the employer-owned life insurance contracts with regard to an employee exceeds the amount of which the employee was given notice and to which the employee consented. See Q&A-9 and Q&A-12 in Notice 2009-48.

**2.** Provide written notification to the employee that the policyholder will be a beneficiary of any proceeds payable upon the death of the employee.

**3.** Receive written consent from the employee. See *Valid consent* under the instructions for line 4a.

#### Electronic notification and consent.

The written notification and consent requirement can be met electronically only if the system for electronic notification and consent meets requirements 1 through 3, above. See Q&A-11 in Notice 2009-48 for more information.

**Issue date of contract.** Generally, the issue date of a life insurance contract is the date on the policy assigned by the insurance company on or after the date of application. For purposes of meeting the notice and consent requirements, the issue date of the employer-owned life insurance contract is the later of (1) the date of application of coverage, (2) the effective date of coverage, or (3) the formal issuance of the contract. See Q&A-4 in Notice 2009-48 for more information.

**Qualified Plug-in Electric Drive Motor Vehicle Credit**  
**(Including Qualified Two-Wheeled Plug-in Electric Vehicles)**

OMB No. 1545-2137

Attachment  
 Sequence No. **69**

▶ **Attach to your tax return.**

▶ **Go to [www.irs.gov/Form8936](http://www.irs.gov/Form8936) for instructions and the latest information.**

Name(s) shown on return	Identifying number
-------------------------	--------------------

**Note:**

- Use this form to claim the credit for certain plug-in electric vehicles.
- Claim the credit for certain alternative motor vehicles on Form 8910.

**Part I Tentative Credit**

		(a) Vehicle 1	(b) Vehicle 2
1 Year, make, and model of vehicle . . . . .	<b>1</b>		
2 Vehicle identification number (see instructions) . . . . .	<b>2</b>		
3 Enter date vehicle was placed in service (MM/DD/YYYY)	<b>3</b>		
4a If the vehicle is a two-wheeled vehicle, enter the cost of the vehicle. If the vehicle has at least four wheels, see instructions . . . . .	<b>4a</b>		
b Phase-out percentage (see instructions) . . . . .	<b>4b</b>	%	%
c Tentative credit. Multiply line 4a by line 4b . . . . .	<b>4c</b>		

**Next:** If you did NOT use your vehicle for business or investment purposes and did not have a credit from a partnership or S corporation, skip Part II and go to Part III. All others, go to Part II.

**Part II Credit for Business/Investment Use Part of Vehicle**

5 Business/investment use percentage (see instructions)	<b>5</b>	%	%
6 Multiply line 4c by line 5. If the vehicle has at least four wheels, leave lines 7 through 10 blank and go to line 11	<b>6</b>		
7 Section 179 expense deduction (see instructions) . . . . .	<b>7</b>		
8 Subtract line 7 from line 6 . . . . .	<b>8</b>		
9 Multiply line 8 by 10% (0.10) . . . . .	<b>9</b>		
10 Maximum credit per vehicle . . . . .	<b>10</b>	2,500	2,500
11 For vehicles with four or more wheels, enter the amount from line 6. If the vehicle is a two-wheeled vehicle, enter the smaller of line 9 or line 10 . . . . .	<b>11</b>		
12 Add columns (a) and (b) on line 11 . . . . .	<b>12</b>		
13 Qualified plug-in electric drive motor vehicle credit from partnerships and S corporations (see instructions) . . . . .	<b>13</b>		
14 <b>Business/investment use part of credit.</b> Add lines 12 and 13. Partnerships and S corporations, stop here and report this amount on Schedule K. All others, report this amount on Form 3800, Part III, line 1y . . . . .	<b>14</b>		

**Note:** Complete Part III to figure any credit for the personal use part of the vehicle.

**Part III Credit for Personal Use Part of Vehicle**

		(a) Vehicle 1	(b) Vehicle 2
<b>15</b>	If you skipped Part II, enter the amount from line 4c. If you completed Part II, subtract line 6 from line 4c. If the vehicle has at least four wheels, leave lines 16 and 17 blank and go to line 18 . . . . .	<b>15</b>	
<b>16</b>	Multiply line 15 by 10% (0.10) . . . . .	<b>16</b>	
<b>17</b>	Maximum credit per vehicle. If you skipped Part II, enter \$2,500. If you completed Part II, subtract line 11 from line 10 . . . . .	<b>17</b>	
<b>18</b>	For vehicles with four or more wheels, enter the amount from line 15. If the vehicle is a two-wheeled vehicle, enter the smaller of line 16 or line 17 . . . . .	<b>18</b>	
<b>19</b>	Add columns (a) and (b) on line 18 . . . . .	<b>19</b>	
<b>20</b>	Enter the amount from Form 1040, 1040-SR, or 1040-NR, line 18 . . . . .	<b>20</b>	
<b>21</b>	Personal credits from Form 1040, 1040-SR, or 1040-NR (see instructions) . . . . .	<b>21</b>	
<b>22</b>	Subtract line 21 from line 20. If zero or less, enter -0- and stop here. You cannot claim the personal use part of the credit . . . . .	<b>22</b>	
<b>23</b>	<b>Personal use part of credit.</b> Enter the <b>smaller</b> of line 19 or line 22 here and on Schedule 3 (Form 1040), line 6f. If line 22 is smaller than line 19, see instructions . . . . .	<b>23</b>	

Name(s) shown on return	Identifying number
-------------------------	--------------------

- A** Did you pay premiums during your tax year for employee health insurance coverage you provided through a Small Business Health Options Program (SHOP) Marketplace (or do you qualify for an exception to this requirement)? See instructions.  
 **Yes.** Enter Marketplace Identifier (if any): \_\_\_\_\_  
 **No.** Stop. Do not file Form 8941. See instructions for an exception that may apply to a partnership, S corporation, cooperative, estate, trust, or tax-exempt entity.
- B** Enter the employer identification number (EIN) used to report employment taxes for individuals included on line 1 below if different from the identifying number listed above: \_\_\_\_\_
- C** Does a tax return you (or any predecessor) filed for a tax year beginning after 2013 and before 2021 include a Form 8941 with line A checked "Yes" and line 12 showing a positive amount? See instructions.  
 **Yes.** Stop. Do not file Form 8941. See instructions for an exception that may apply to a partnership, S corporation, cooperative, estate, trust, or tax-exempt entity. Also see instructions for information about the credit period limitation.  
 **No.** Go to line 1.

**Caution:** See the instructions and complete Worksheets 1 through 7 as needed.

<b>1</b> Enter the number of individuals you employed during the tax year who are considered employees for purposes of this credit (total from Worksheet 1, column (a)) . . . . .	<b>1</b>	[Red Box]
<b>2</b> Enter the number of full-time equivalent employees (FTEs) you had for the tax year (from Worksheet 2, line 3). If you entered 25 or more, skip lines 3 through 11 and enter -0- on line 12	<b>2</b>	[Red Box]
<b>3</b> Average annual wages you paid for the tax year (from Worksheet 3, line 3). This amount must be a multiple of \$1,000. If you entered \$58,000 or more, skip lines 4 through 11 and enter -0- on line 12	<b>3</b>	[Red Box]
<b>4</b> Premiums you paid during the tax year for employees included on line 1 for health insurance coverage under a qualifying arrangement (total from Worksheet 4, column (b)) . . . . .	<b>4</b>	[Red Box]
<b>5</b> Premiums you would have entered on line 4 if the total premium for each employee equaled the average premium for the small group market in which the employee enrolls in health insurance coverage (total from Worksheet 4, column (c)) . . . . .	<b>5</b>	[Red Box]
<b>6</b> Enter the <b>smaller</b> of line 4 or line 5 . . . . .	<b>6</b>	[Red Box]
<b>7</b> Multiply line 6 by the applicable percentage: <ul style="list-style-type: none"> <li>• Tax-exempt small employers, multiply line 6 by 35% (0.35)</li> <li>• All other small employers, multiply line 6 by 50% (0.50) . . . . .</li> </ul>	<b>7</b>	[Red Box]
<b>8</b> If line 2 is 10 or less, enter the amount from line 7. Otherwise, enter the amount from Worksheet 5, line 6 . . . . .	<b>8</b>	[Red Box]
<b>9</b> If line 3 is \$28,000 or less, enter the amount from line 8. Otherwise, enter the amount from Worksheet 6, line 7 . . . . .	<b>9</b>	[Red Box]
<b>10</b> Enter the total amount of any state premium subsidies paid and any state tax credits available to you for premiums included on line 4. See instructions . . . . .	<b>10</b>	[Red Box]
<b>11</b> Subtract line 10 from line 4. If zero or less, enter -0- . . . . .	<b>11</b>	[Red Box]
<b>12</b> Enter the <b>smaller</b> of line 9 or line 11 . . . . .	<b>12</b>	[Red Box]
<b>13</b> If line 12 is zero, skip lines 13 and 14 and go to line 15. Otherwise, enter the number of employees included on line 1 for whom you paid premiums during the tax year for health insurance coverage under a qualifying arrangement (total from Worksheet 4, column (a)) . . . . .	<b>13</b>	[Red Box]
<b>14</b> Enter the number of FTEs you would have entered on line 2 if you only included employees included on line 13 (from Worksheet 7, line 3) . . . . .	<b>14</b>	[Red Box]
<b>15</b> Credit for small employer health insurance premiums from partnerships, S corporations, cooperatives, estates, and trusts (see instructions) . . . . .	<b>15</b>	[Red Box]
<b>16</b> Add lines 12 and 15. Cooperatives, estates, and trusts, go to line 17. Tax-exempt small employers, skip lines 17 and 18 and go to line 19. Partnerships and S corporations, stop here and report this amount on Schedule K. All others, stop here and report this amount on Form 3800, Part III, line 4h	<b>16</b>	[Red Box]
<b>17</b> Amount allocated to patrons of the cooperative or beneficiaries of the estate or trust (see instructions)	<b>17</b>	[Red Box]
<b>18</b> Cooperatives, estates, and trusts, subtract line 17 from line 16. Stop here and report this amount on Form 3800, Part III, line 4h . . . . .	<b>18</b>	[Red Box]
<b>19</b> Enter the amount you paid in 2022 for taxes considered payroll taxes for purposes of this credit. See instructions . . . . .	<b>19</b>	[Red Box]
<b>20</b> Tax-exempt small employers, enter the <b>smaller</b> of line 16 or line 19 here and on Form 990-T, Part III, line 6f . . . . .	<b>20</b>	[Red Box]

## Limitation on Business Interest Expense Under Section 163(j)

OMB No. 1545-0123

Attach to your tax return.

Go to [www.irs.gov/Form8990](http://www.irs.gov/Form8990) for instructions and the latest information.

Taxpayer name(s) shown on tax return	Identification number
--------------------------------------	-----------------------

- A** If Form 8990 relates to an information return for a foreign entity (for example, Form 5471), enter:  
 Name of foreign entity \_\_\_\_\_  
 Employer identification number, if any \_\_\_\_\_  
 Reference ID number \_\_\_\_\_
- B** Is the foreign entity a CFC group member? See instructions . . . . .  Yes  No
- C** Is this Form 8990 filed by the specified group parent for an entire CFC group? See instructions . . . . .  Yes  No
- D** Has a CFC or a CFC group made a safe harbor election? If yes, see instructions for which lines of Form 8990 to complete . . . . .  Yes  No

### Part I Computation of Allowable Business Interest Expense

*Part I is completed by all taxpayers subject to section 163(j). Schedule A and Schedule B need to be completed before Part I when the taxpayer is a partner or shareholder of a pass-through entity subject to section 163(j).*

#### Section I—Business Interest Expense

<b>1</b> Current year business interest expense (not including floor plan financing interest expense), before the section 163(j) limitation . . . . .	<b>1</b>				
<b>2</b> Disallowed business interest expense carryforwards from prior years. (Does not apply to a partnership) . . . . .	<b>2</b>				
<b>3</b> Partner's excess business interest expense treated as paid or accrued in current year (Schedule A, line 44, column (h)) . . . . .	<b>3</b>				
<b>4</b> Floor plan financing interest expense. See instructions . . . . .	<b>4</b>				
<b>5 Total business interest expense.</b> Add lines 1 through 4 . . . . .	<b>5</b>				

#### Section II—Adjusted Taxable Income

##### Tentative Taxable Income

<b>6 Tentative taxable income.</b> See instructions . . . . .	<b>6</b>				
---	----------	--	--	--	--

##### Additions (adjustments to be made if amounts are taken into account on line 6)

<b>7</b> Any item of loss or deduction that is not properly allocable to a trade or business of the taxpayer. See instructions . . . . .	<b>7</b>				
<b>8</b> Any business interest expense not from a pass-through entity. See instructions . . . . .	<b>8</b>				
<b>9</b> Amount of any net operating loss deduction under section 172 . . . . .	<b>9</b>				
<b>10</b> Amount of any qualified business income deduction allowed under section 199A . . . . .	<b>10</b>				
<b>11</b> Reserved for future use . . . . .	<b>11</b>				
<b>12</b> Amount of any loss or deduction items from a pass-through entity. See instructions . . . . .	<b>12</b>				
<b>13</b> Other additions. See instructions . . . . .	<b>13</b>				
<b>14</b> Total current year partner's excess taxable income (Schedule A, line 44, column (f)) . . . . .	<b>14</b>				
<b>15</b> Total current year S corporation shareholder's excess taxable income (Schedule B, line 46, column (c)) . . . . .	<b>15</b>				
<b>16 Total.</b> Add lines 7 through 15 . . . . .	<b>16</b>				

##### Reductions (adjustments to be made if amounts are taken into account on line 6)

<b>17</b> Any item of income or gain that is not properly allocable to a trade or business of the taxpayer. See instructions . . . . .	<b>17</b>				
<b>18</b> Any business interest income not from a pass-through entity. See instructions . . . . .	<b>18</b>				
<b>19</b> Amount of any income or gain items from a pass-through entity. See instructions . . . . .	<b>19</b>				
<b>20</b> Other reductions. See instructions . . . . .	<b>20</b>				
<b>21 Total.</b> Combine lines 17 through 20 . . . . .	<b>21</b>				
<b>22 Adjusted taxable income.</b> Combine lines 6, 16, and 21. See instructions . . . . .	<b>22</b>				

For Paperwork Reduction Act Notice, see the instructions.

Cat. No. 37814C

Form **8990** (Rev. 12-2022)

**Section III—Business Interest Income**

<b>23</b>	Current year business interest income. See instructions . . . . .	<b>23</b>			
<b>24</b>	Excess business interest income from pass-through entities (total of Schedule A, line 44, column (g), and Schedule B, line 46, column (d)) . . . . .	<b>24</b>			
<b>25</b>	<b>Total.</b> Add lines 23 and 24 . . . . .	<b>25</b>			

**Section IV—163(j) Limitation Calculations**

**Limitation on Business Interest Expense**

<b>26</b>	Multiply the adjusted taxable income from line 22 by the applicable percentage. See instructions . . . . .	<b>26</b>			
<b>27</b>	Business interest income (line 25) . . . . .	<b>27</b>			
<b>28</b>	Floor plan financing interest expense (line 4) . . . . .	<b>28</b>			
<b>29</b>	<b>Total.</b> Add lines 26, 27, and 28 . . . . .	<b>29</b>			

**Allowable Business Interest Expense**

<b>30</b>	<b>Total current year business interest expense deduction.</b> See instructions . . . . .	<b>30</b>			
-----------	---	-----------	--	--	--

**Carryforward**

<b>31</b>	<b>Disallowed business interest expense.</b> Subtract line 29 from line 5. (If zero or less, enter -0-.)	<b>31</b>			
-----------	--	-----------	--	--	--

**Part II Partnership Pass-Through Items**

*Part II is only completed by a partnership that is subject to section 163(j). The partnership items below are allocated to the partners and are not carried forward by the partnership. See the instructions for more information.*

**Excess Business Interest Expense**

<b>32</b>	<b>Excess business interest expense.</b> Enter amount from line 31 . . . . .	<b>32</b>			
-----------	--	-----------	--	--	--

**Excess Taxable Income** (If you entered an amount on line 32, skip lines 33 through 37.)

<b>33</b>	Subtract the sum of lines 4 and 25 from line 5. (If zero or less, enter -0-.)	<b>33</b>			
<b>34</b>	Subtract line 33 from line 26. (If zero or less, enter -0-.)	<b>34</b>			
<b>35</b>	Divide line 34 by line 26. Enter the result as a decimal. (If line 26 is zero, enter -0-.)	<b>35</b>			
<b>36</b>	<b>Excess taxable income.</b> Multiply line 35 by line 22 . . . . .	<b>36</b>			

**Excess Business Interest Income**

<b>37</b>	<b>Excess business interest income.</b> Subtract the sum of lines 1, 2, and 3 from line 25. (If zero or less, enter -0-.)	<b>37</b>			
-----------	---	-----------	--	--	--

**Part III S Corporation Pass-Through Items**

*Part III is only completed by S corporations that are subject to section 163(j). The S corporation items below are allocated to the shareholders. See the instructions for more information.*

**Excess Taxable Income**

<b>38</b>	Subtract the sum of lines 4 and 25 from line 5. (If zero or less, enter -0-.)	<b>38</b>			
<b>39</b>	Subtract line 38 from line 26. (If zero or less, enter -0-.)	<b>39</b>			
<b>40</b>	Divide line 39 by line 26. Enter the result as a decimal. (If line 26 is zero, enter -0-.)	<b>40</b>			
<b>41</b>	<b>Excess taxable income.</b> Multiply line 40 by line 22 . . . . .	<b>41</b>			

**Excess Business Interest Income**

<b>42</b>	<b>Excess business interest income.</b> Subtract the sum of lines 1, 2, and 3 from line 25. (If zero or less, enter -0-.)	<b>42</b>			
-----------	---	-----------	--	--	--



**SCHEDULE A Summary of Partner's Section 163(j) Excess Items**

Any taxpayer that owns an interest in a partnership subject to section 163(j) should complete Schedule A before completing Part I.

	(a) Name of partnership	(b) EIN	Excess Business Interest Expense			(f) Current year excess taxable income	(g) Current year excess business interest income	(h) Excess business interest expense treated as paid or accrued (see instructions)	(i) Current year excess business interest expense carryforward (see instructions)
			(c) Current year (see instructions)	(d) Prior year carryforward (see instructions)	(e) Total ((c) plus (d))				
43									
44	<b>Total</b>								

**SCHEDULE B Summary of S Corporation Shareholder's Excess Taxable Income and Excess Business Interest Income**

Any taxpayer that is required to complete Part I and is a shareholder in an S corporation that has excess taxable income or excess business interest income should complete Schedule B before completing Part I.

	(a) Name of S corporation	(b) EIN	(c) Current year excess taxable income	(d) Current year excess business interest income
46	<b>Total</b>			

## Employer Credit for Paid Family and Medical Leave

OMB No. 1545-2282

▶ **Attach to your tax return.**

▶ **Go to [www.irs.gov/Form8994](http://www.irs.gov/Form8994) for instructions and the latest information.**

Attachment  
 Sequence No. **994**

Name(s) shown on return	Identifying number
-------------------------	--------------------

- A** Do you have a written policy providing for at least 2 weeks of annual paid family and medical leave for your qualifying employee(s) to whom wages are paid (prorated for any part-time employees)? See instructions.
  - Yes.**
  - No.** Stop. Do not file Form 8994 (see instructions for an exception that may apply to a partnership or S corporation).
  
- B** Does the written policy provide paid family and medical leave of at least 50% of the wages normally paid to a qualifying employee? See instructions.
  - Yes.**
  - No.** Stop. Do not file Form 8994 (see instructions for an exception that may apply to a partnership or S corporation).
  
- C** Did you pay family and medical leave to at least one qualifying employee during the tax year? See instructions.
  - Yes.**
  - No.** Stop. Do not file Form 8994 (see instructions for an exception that may apply to a partnership or S corporation).
  
- D** If you employed at least one qualifying employee who was not covered by the Family and Medical Leave Act, did you include in your written policy and otherwise comply with “non-interference” language? See instructions.
  - Yes.**
  - No.** Stop. Do not file Form 8994 (see instructions for an exception that may apply to a partnership or S corporation).

<b>1</b> Enter the total paid family and medical leave credit figured for wages paid during your tax year to your qualifying employee(s) while on family and medical leave (if you use the Paid Family and Medical Leave Credit Worksheet, the total from column (d)). See instructions for the adjustment you must make to your deduction for salaries and wages . . . . .	<b>1</b>	
<b>2</b> Employer credit for paid family and medical leave from partnerships and S corporations (see instructions)	<b>2</b>	
<b>3</b> Add lines 1 and 2. Partnerships and S corporations, report this amount on Schedule K. All others, report this amount on Form 3800, Part III, line 4j . . . . .	<b>3</b>	

**For Paperwork Reduction Act Notice, see separate instructions.**

Cat. No. 37804G

Form **8994** (Rev. 1-2021)

## Qualified Opportunity Fund

OMB No. 1545-0123

▶ Go to [www.irs.gov/Form8996](http://www.irs.gov/Form8996) for instructions and the latest information.

Attachment  
 Sequence No. **996**

▶ Attach to your tax return. See instructions.

Name	Employer identification number
------	--------------------------------

### Part I General Information and Certification

- 1 Type of taxpayer:  Corporation  Partnership
- 2 Is the taxpayer organized for the purpose of investing in qualified opportunity zone (QOZ) property (other than another qualified opportunity fund (QOF))?  
 **No. STOP.** Do not file this form with your tax return.  
 **Yes.** Go to line 3.
- 3 Is this the first period the taxpayer is a QOF?  
 **Yes.** By checking this box, you certify that by the end of the taxpayer's first QOF year, the taxpayer's organizing documents include a statement of the entity's purpose of investing in QOZ property and a description of the trade or business(es) that the QOF is engaged in either directly or through a QOZ business. See instructions.  
 **No.**
- 4 If you checked "Yes" on line 3, provide the first month in which the fund chose to be a QOF . . . . . ▶ \_\_\_\_\_
- 5 Did any investor dispose of, in part or in whole, their equity interest in the fund?  
 **Yes.** Attach a statement with each investor's name, the date of disposal, and the interest that they transferred during the QOF's tax year.  
 **No.**
- 6  Do not check this box. Reserved for future use.

### Part II Investment Standard Calculation

7 Enter the amount from Part VI, line 2, for total QOZ property held by the taxpayer on the last day of the first 6-month period of the taxpayer's tax year. See instructions if Part I, line 3, is "Yes" . . . . .	7	<input checked="" type="checkbox"/>
8 Total assets held by the taxpayer on the last day of the first 6-month period of the taxpayer's tax year. See instructions if Part I, line 3, is "Yes" . . . . .	8	<input checked="" type="checkbox"/>
9 Divide line 7 by line 8 . . . . .	9	
10 Enter the amount from Part VI, line 3, for total QOZ property held by the taxpayer on the last day of the taxpayer's tax year . . . . .	10	<input checked="" type="checkbox"/>
11 Total assets held by the taxpayer on the last day of the taxpayer's tax year . . . . .	11	<input checked="" type="checkbox"/>
12 Divide line 10 by line 11 . . . . .	12	

### Part III Qualified Opportunity Fund Average and Penalty

13 Add lines 9 and 12 . . . . .	13	
14 Divide line 13 by 2.0. See instructions if Part I, line 3, is "Yes" . . . . .	14	<input checked="" type="checkbox"/>
15 Is line 14 equal to or more than 0.90? <input type="checkbox"/> <b>Yes.</b> Enter -0- on this line and file this form with your tax return. <input type="checkbox"/> <b>No.</b> The fund has failed to maintain the investment standard. Complete Part IV to figure the penalty. Enter the penalty from line 8 of Part IV on this line. See instructions . . . . .	15	<input checked="" type="checkbox"/>

**Part IV Line 15 Penalty**

If you checked "No" in Part III, line 15, complete Part IV to figure the penalty. Enter the number from line 8 below on Part III, line 15. See instructions if Part I, line 3, is "Yes."

<b>1</b>	Total assets on the last day of the month . . . . .	(a) Month 1	(b) Month 2	(c) Month 3	(d) Month 4	(e) Month 5	
<b>2</b>	Multiply line 1 by 0.90 . . . . .						
<b>3</b>	Total QOZ property on the last day of the month . . . . .						
<b>4</b>	Subtract line 3 from line 2. If less than zero, enter -0- . . . . .						
<b>5</b>	Underpayment rate . . . . .						
<b>6</b>	Multiply line 4 by line 5 . . . . .						
<b>7</b>	Divide line 6 by 12.0. Round up to two decimal places. See instructions if Part I, line 3, is "Yes" . . . . .						
	(f) Month 6	(g) Month 7	(h) Month 8	(i) Month 9	(j) Month 10	(k) Month 11	(l) Month 12
<b>1</b>							
<b>2</b>							
<b>3</b>							
<b>4</b>							
<b>5</b>							
<b>6</b>							
<b>7</b>							

**8 Penalty.** Add columns (a) through (l) of line 7. Enter the total here and on Part III, line 15 . . . . . \$

**Part V QOZ Business Property—Directly Owned or Leased by Taxpayer**

Enter every QOZ where QOZ business property directly owned or leased by the taxpayer is located

QOZ business property held directly on last day of the first 6-month period of the tax year

QOZ business property held directly on last day of the tax year

(a) QOZ No.	(b) Owned Property Value	(c) Leased Property Value	(d) Owned Property Value	(e) Leased Property Value

**1** If the taxpayer directly owned/leased QOZ business property used in one or more QOZs, see instructions and enter the total QOZ business property value from the separate statement . . . . .

**Part VI QOZ Stock or Partnership Interests**

For every QOZ business in which the taxpayer holds stock or a partnership interest, enter every QOZ in which the tangible property of the QOZ business is located and the EIN of that QOZ business

Value of QOZ stock or partnership interest held on last day of the tax year apportioned to each QOZ

Value of QOZ stock or partnership interest held on last day of the first 6-month period of the tax year apportioned to each QOZ

Tangible property held by QOZ business on last day of the tax year

(a) QOZ No. (indicate non-QOZs by 9999999999)	(b) EIN of QOZ Business	(c) Investment Value	(d) Owned Property Value	(e) Leased Property Value	(f) Investment Value	(g) Owned Property Value	(h) Leased Property Value

- 1** If additional lines are needed, see instructions and enter total QOZ business value held by the taxpayer from Part VII, line 2, columns (c) and (f) . . . . .
- 2** 6-month test QOZ property. Add Part V, columns (b) and (c), and Part VI, column (c). Enter the total here and on Part II, line 7 . . . . .
- 3** Year-end test QOZ property. Add Part V, columns (d) and (e), and Part VI, column (f). Enter the total here and on Part II, line 10 . . . . .
- 4** Type of accounting method used to value the property listed on this form.
  - Applicable financial statement valuation method.
  - Alternative valuation method.



This page is intentionally blank.

**U.S. Return of Partnership Income**

OMB No. 1545-0123

For calendar year 2022, or tax year beginning [redacted], 2022, ending [redacted], 20 [redacted].  
 Go to [www.irs.gov/Form1065](http://www.irs.gov/Form1065) for instructions and the latest information.

**2022**

<b>A</b> Principal business activity [redacted]	<b>Type or Print</b>	Name of partnership [redacted]	<b>D</b> Employer identification number [redacted]
<b>B</b> Principal product or service [redacted]		Number, street, and room or suite no. If a P.O. box, see instructions. [redacted]	<b>E</b> Date business started [redacted]
<b>C</b> Business code number [redacted] [redacted]		City or town, state or province, country, and ZIP or foreign postal code [redacted] [redacted]	<b>F</b> Total assets (see instructions) \$ [redacted]

**G** Check applicable boxes: (1) [redacted] Initial return (2) [redacted] Final return (3)  Name change (4)  Address change (5)  Amended return

**H** Check accounting method: (1) [redacted] Cash (2) [redacted] Accrual (3) [redacted] Other (specify): [redacted]

**I** Number of Schedules K-1. Attach one for each person who was a partner at any time during the tax year: \_\_\_\_\_

**J** Check if Schedules C and M-3 are attached

**K** Check if partnership: (1) [redacted] Aggregated activities for section 465 at-risk purposes (2) [redacted] Grouped activities for section 469 passive activity purposes

**Caution:** Include **only** trade or business income and expenses on lines 1a through 22 below. See instructions for more information.

<b>Income</b>	<b>1a</b> Gross receipts or sales . . . . .	<b>1a</b>	[redacted]	
	<b>b</b> Returns and allowances . . . . .	<b>1b</b>	[redacted]	
	<b>c</b> Balance. Subtract line 1b from line 1a . . . . .			<b>1c</b>
	<b>2</b> Cost of goods sold (attach Form 1125-A) . . . . .			<b>2</b>
	<b>3</b> Gross profit. Subtract line 2 from line 1c . . . . .			<b>3</b>
	<b>4</b> Ordinary income (loss) from other partnerships, estates, and trusts (attach statement) . . . . .			<b>4</b>
	<b>5</b> Net farm profit (loss) (attach Schedule F (Form 1040)) . . . . .			<b>5</b>
	<b>6</b> Net gain (loss) from Form 4797, Part II, line 17 (attach Form 4797) . . . . .			<b>6</b>
<b>7</b> Other income (loss) (attach statement) . . . . .			<b>7</b>	
<b>8</b> <b>Total income (loss).</b> Combine lines 3 through 7 . . . . .			<b>8</b>	
<b>Deductions</b> (see instructions for limitations)	<b>9</b> Salaries and wages (other than to partners) (less employment credits) . . . . .			<b>9</b>
	<b>10</b> Guaranteed payments to partners . . . . .			<b>10</b>
	<b>11</b> Repairs and maintenance . . . . .			<b>11</b>
	<b>12</b> Bad debts . . . . .			<b>12</b>
	<b>13</b> Rent . . . . .			<b>13</b>
	<b>14</b> Taxes and licenses . . . . .			<b>14</b>
	<b>15</b> Interest (see instructions) . . . . .			<b>15</b>
	<b>16a</b> Depreciation (if required, attach Form 4562) . . . . .	<b>16a</b>	[redacted]	
	<b>b</b> Less depreciation reported on Form 1125-A and elsewhere on return . . . . .	<b>16b</b>	[redacted]	
	<b>17</b> Depletion ( <b>Do not deduct oil and gas depletion.</b> ) . . . . .			<b>17</b>
	<b>18</b> Retirement plans, etc. . . . .			<b>18</b>
<b>19</b> Employee benefit programs . . . . .			<b>19</b>	
<b>20</b> Other deductions (attach statement) . . . . . <b>3.5% Gross Income Tax for PTP</b>			<b>20</b>	
<b>21</b> <b>Total deductions.</b> Add the amounts shown in the far right column for lines 9 through 20 . . . . .			<b>21</b>	
<b>22</b> <b>Ordinary business income (loss).</b> Subtract line 21 from line 8 . . . . .			<b>22</b>	
<b>Tax and Payment</b>	<b>23</b> Interest due under the look-back method—completed long-term contracts (attach Form 8697) . . . . .			<b>23</b>
	<b>24</b> Interest due under the look-back method—income forecast method (attach Form 8866) . . . . .			<b>24</b>
	<b>25</b> BBA AAR imputed underpayment (see instructions) . . . . .			<b>25</b>
	<b>26</b> Other taxes (see instructions) . . . . .			<b>26</b>
	<b>27</b> <b>Total balance due.</b> Add lines 23 through 26 . . . . .			<b>27</b>
	<b>28</b> Payment (see instructions) . . . . .			<b>28</b>
	<b>29</b> <b>Amount owed.</b> If line 28 is smaller than line 27, enter amount owed . . . . .			<b>29</b>
	<b>30</b> <b>Overpayment.</b> If line 28 is larger than line 27, enter overpayment . . . . .			<b>30</b>

**Sign Here**

Under penalties of perjury, I declare that I have examined this return, including accompanying schedules and statements, and to the best of my knowledge and belief, it is true, correct, and complete. Declaration of preparer (other than partner or limited liability company member) is based on all information of which preparer has any knowledge.

**Form 965 Indicator** [redacted] **Form 8975 Indicator** [redacted]

Signature of partner or limited liability company member \_\_\_\_\_ Date \_\_\_\_\_

May the IRS discuss this return with the preparer shown below? See instructions.  **Yes**  **No**

**Paid Preparer Use Only**

Print/Type preparer's name [redacted]	Preparer's signature [redacted]	Date [redacted]	Check <input type="checkbox"/> if self-employed	PTIN
Firm's name	Firm's EIN			
Firm's address	Phone no.			



**Schedule B Other Information**

<b>1</b> What type of entity is filing this return? Check the applicable box:					
<b>a</b> <input checked="" type="checkbox"/> Domestic general partnership	<b>b</b> <input checked="" type="checkbox"/> Domestic limited partnership				
<b>c</b> <input checked="" type="checkbox"/> Domestic limited liability company	<b>d</b> <input checked="" type="checkbox"/> Domestic limited liability partnership				
<b>e</b> <input checked="" type="checkbox"/> Foreign partnership	<b>f</b> <input checked="" type="checkbox"/> Other: <input checked="" type="checkbox"/>				
<b>2</b> At the end of the tax year:					
<b>a</b> Did any foreign or domestic corporation, partnership (including any entity treated as a partnership), trust, or tax-exempt organization, or any foreign government own, directly or indirectly, an interest of 50% or more in the profit, loss, or capital of the partnership? For rules of constructive ownership, see instructions. If "Yes," attach Schedule B-1, Information on Partners Owning 50% or More of the Partnership . . . . .				<input checked="" type="checkbox"/>	<input type="checkbox"/>
<b>b</b> Did any individual or estate own, directly or indirectly, an interest of 50% or more in the profit, loss, or capital of the partnership? For rules of constructive ownership, see instructions. If "Yes," attach Schedule B-1, Information on Partners Owning 50% or More of the Partnership . . . . .				<input checked="" type="checkbox"/>	<input type="checkbox"/>
<b>3</b> At the end of the tax year, did the partnership:					
<b>a</b> Own directly 20% or more, or own, directly or indirectly, 50% or more of the total voting power of all classes of stock entitled to vote of any foreign or domestic corporation? For rules of constructive ownership, see instructions. If "Yes," complete (i) through (iv) below . . . . .				<input checked="" type="checkbox"/>	<input type="checkbox"/>
(i) Name of Corporation	(ii) Employer Identification Number (if any)	(iii) Country of Incorporation	(iv) Percentage Owned in Voting Stock		
<input checked="" type="checkbox"/>	<input checked="" type="checkbox"/>	<input checked="" type="checkbox"/>	<input checked="" type="checkbox"/>		
<b>b</b> Own directly an interest of 20% or more, or own, directly or indirectly, an interest of 50% or more in the profit, loss, or capital in any foreign or domestic partnership (including an entity treated as a partnership) or in the beneficial interest of a trust? For rules of constructive ownership, see instructions. If "Yes," complete (i) through (v) below . . . . .				<input checked="" type="checkbox"/>	<input type="checkbox"/>
(i) Name of Entity	(ii) Employer Identification Number (if any)	(iii) Type of Entity	(iv) Country of Organization	(v) Maximum Percentage Owned in Profit, Loss, or Capital	
<input checked="" type="checkbox"/>	<input checked="" type="checkbox"/>	<input checked="" type="checkbox"/>	<input checked="" type="checkbox"/>	<input checked="" type="checkbox"/>	
<b>4</b> Does the partnership satisfy <b>all four</b> of the following conditions?					
<b>a</b> The partnership's total receipts for the tax year were less than \$250,000.				<input type="checkbox"/>	<input type="checkbox"/>
<b>b</b> The partnership's total assets at the end of the tax year were less than \$1 million.				<input type="checkbox"/>	<input type="checkbox"/>
<b>c</b> Schedules K-1 are filed with the return and furnished to the partners on or before the due date (including extensions) for the partnership return.				<input type="checkbox"/>	<input type="checkbox"/>
<b>d</b> The partnership is not filing and is not required to file Schedule M-3 . . . . . If "Yes," the partnership is not required to complete Schedules L, M-1, and M-2; item F on page 1 of Form 1065; or item L on Schedule K-1.				<input checked="" type="checkbox"/>	<input type="checkbox"/>
<b>5</b> Is this partnership a publicly traded partnership, as defined in section 469(k)(2)? . . . . .				<input checked="" type="checkbox"/>	<input type="checkbox"/>
<b>6</b> During the tax year, did the partnership have any debt that was canceled, was forgiven, or had the terms modified so as to reduce the principal amount of the debt? . . . . .				<input checked="" type="checkbox"/>	<input type="checkbox"/>
<b>7</b> Has this partnership filed, or is it required to file, Form 8918, Material Advisor Disclosure Statement, to provide information on any reportable transaction? . . . . .				<input checked="" type="checkbox"/>	<input type="checkbox"/>
<b>8</b> At any time during calendar year 2022, did the partnership have an interest in or a signature or other authority over a financial account in a foreign country (such as a bank account, securities account, or other financial account)? See instructions for exceptions and filing requirements for FinCEN Form 114, Report of Foreign Bank and Financial Accounts (FBAR). If "Yes," enter the name of the foreign country <input checked="" type="checkbox"/> <input checked="" type="checkbox"/> <input checked="" type="checkbox"/>				<input checked="" type="checkbox"/>	<input type="checkbox"/>
<b>9</b> At any time during the tax year, did the partnership receive a distribution from, or was it the grantor of, or transferor to, a foreign trust? If "Yes," the partnership may have to file Form 3520, Annual Return To Report Transactions With Foreign Trusts and Receipt of Certain Foreign Gifts. See instructions . . . . .				<input checked="" type="checkbox"/>	<input type="checkbox"/>
<b>10a</b> Is the partnership making, or had it previously made (and not revoked), a section 754 election? . . . . . See instructions for details regarding a section 754 election.				<input checked="" type="checkbox"/>	<input type="checkbox"/>
<b>b</b> Did the partnership make for this tax year an optional basis adjustment under section 743(b) or 734(b)? If "Yes," attach a statement showing the computation and allocation of the basis adjustment. See instructions . . . . .				<input checked="" type="checkbox"/>	<input type="checkbox"/>
<b>c</b> Is the partnership required to adjust the basis of partnership assets under section 743(b) or 734(b) because of a substantial built-in loss (as defined under section 743(d)) or substantial basis reduction (as defined under section 734(d))? If "Yes," attach a statement showing the computation and allocation of the basis adjustment. See instructions				<input checked="" type="checkbox"/>	<input type="checkbox"/>

**Schedule B Other Information** (continued)

	Yes	No
<b>11</b> Check this box if, during the current or prior tax year, the partnership distributed any property received in a like-kind exchange or contributed such property to another entity (other than disregarded entities wholly owned by the partnership throughout the tax year) . . . . .		
<b>12</b> At any time during the tax year, did the partnership distribute to any partner a tenancy-in-common or other undivided interest in partnership property? . . . . .		
<b>13</b> If the partnership is required to file Form 8858, Information Return of U.S. Persons With Respect to Foreign Disregarded Entities (FDEs) and Foreign Branches (FBs), enter the number of Forms 8858 attached. See instructions . . . . .		
<b>14</b> Does the partnership have any foreign partners? If "Yes," enter the number of Forms 8805, Foreign Partner's Information Statement of Section 1446 Withholding Tax, filed for this partnership . . . . .		
<b>15</b> Enter the number of Forms 8865, Return of U.S. Persons With Respect to Certain Foreign Partnerships, attached to this return . . . . .		
<b>16a</b> Did you make any payments in 2022 that would require you to file Form(s) 1099? See instructions		
<b>b</b> If "Yes," did you or will you file required Form(s) 1099? . . . . . <b>Editor Count</b>		
<b>17</b> Enter the number of Forms 5471, Information Return of U.S. Persons With Respect to Certain Foreign Corporations, attached to this return . . . . .		
<b>18</b> Enter the number of partners that are foreign governments under section 892 . . . . .		
<b>19</b> During the partnership's tax year, did the partnership make any payments that would require it to file Forms 1042 and 1042-S under chapter 3 (sections 1441 through 1464) or chapter 4 (sections 1471 through 1474)? . . . . .		
<b>20</b> Was the partnership a specified domestic entity required to file Form 8938 for the tax year? See the Instructions for Form 8938 . . . . .		
<b>21</b> Is the partnership a section 721(c) partnership, as defined in Regulations section 1.721(c)-1(b)(14)? . . . . .		
<b>22</b> During the tax year, did the partnership pay or accrue any interest or royalty for which one or more partners are not allowed a deduction under section 267A? See instructions . . . . .		
If "Yes," enter the total amount of the disallowed deductions . . . . . \$		
<b>23</b> Did the partnership have an election under section 163(j) for any real property trade or business or any farming business in effect during the tax year? See instructions . . . . .		
<b>24</b> Does the partnership satisfy one or more of the following? See instructions . . . . .		
<b>a</b> The partnership owns a pass-through entity with current, or prior year carryover, excess business interest expense.		
<b>b</b> The partnership's aggregate average annual gross receipts (determined under section 448(c)) for the 3 tax years preceding the current tax year are more than \$27 million and the partnership has business interest expense.		
<b>c</b> The partnership is a tax shelter (see instructions) and the partnership has business interest expense.		
If "Yes" to any, complete and attach Form 8990.		
<b>25</b> Is the partnership attaching Form 8996 to certify as a Qualified Opportunity Fund? . . . . .		
If "Yes," enter the amount from Form 8996, line 15 . . . . . \$		
<b>26</b> Enter the number of foreign partners subject to section 864(c)(8) as a result of transferring all or a portion of an interest in the partnership or of receiving a distribution from the partnership . . . . .		
Complete Schedule K-3 (Form 1065), Part XIII, for each foreign partner subject to section 864(c)(8) on a transfer or distribution.		
<b>27</b> At any time during the tax year, were there any transfers between the partnership and its partners subject to the disclosure requirements of Regulations section 1.707-8? . . . . .		
<b>28</b> Since December 22, 2017, did a foreign corporation directly or indirectly acquire substantially all of the properties constituting a trade or business of your partnership, and was the ownership percentage (by vote or value) for purposes of section 7874 greater than 50% (for example, the partners held more than 50% of the stock of the foreign corporation)? If "Yes," list the ownership percentage by vote and by value. See instructions.		
Percentage: By vote: _____ By value: _____		
<b>29</b> Reserved for future use . . . . .		
<b>30</b> Is the partnership electing out of the centralized partnership audit regime under section 6221(b)? See instructions.		
If "Yes," the partnership must complete Schedule B-2 (Form 1065). Enter the total from Schedule B-2, Part III, line 3 . . . . .		
If "No," complete Designation of Partnership Representative below.		

**Designation of Partnership Representative** (see instructions) [Redacted]  
 Enter below the information for the partnership representative (PR) for the tax year covered by this return.

Name of PR [Redacted]

U.S. address of PR _____	U.S. phone number of PR _____
If the PR is an entity, name of the designated individual for the PR _____	
U.S. address of designated individual _____ <span style="float: right;">[Redacted]</span>	U.S. phone number of designated individual _____ <span style="float: right;">[Redacted]</span>

<b>Schedule K Partners' Distributive Share Items</b>		<b>Total amount</b>		
<b>Income (Loss)</b>	<b>1</b> Ordinary business income (loss) (page 1, line 22)	<b>1</b>		
	<b>2</b> Net rental real estate income (loss) (attach Form 8825)	<b>2</b>		
	<b>3a</b> Other gross rental income (loss)	<b>3a</b>		
	<b>b</b> Expenses from other rental activities (attach statement)	<b>3b</b>		
	<b>c</b> Other net rental income (loss). Subtract line 3b from line 3a	<b>3c</b>		
	<b>4</b> Guaranteed payments: <b>a</b> Services <b>4a</b> <b>b</b> Capital <b>4b</b>	<b>4a</b>	<b>4b</b>	
	<b>c</b> Total. Add lines 4a and 4b	<b>4c</b>		
	<b>5</b> Interest income	<b>5</b>		
	<b>6</b> Dividends and dividend equivalents: <b>a</b> Ordinary dividends	<b>6a</b>		
	<b>b</b> Qualified dividends <b>6b</b> <b>c</b> Dividend equivalents <b>6c</b>	<b>6b</b>	<b>6c</b>	
	<b>7</b> Royalties	<b>7</b>		
<b>8</b> Net short-term capital gain (loss) (attach Schedule D (Form 1065))	<b>8</b>			
<b>9a</b> Net long-term capital gain (loss) (attach Schedule D (Form 1065))	<b>9a</b>			
<b>b</b> Collectibles (28%) gain (loss)	<b>9b</b>			
<b>c</b> Unrecaptured section 1250 gain (attach statement)	<b>9c</b>			
<b>10</b> Net section 1231 gain (loss) (attach Form 4797)	<b>10</b>			
<b>11</b> Other income (loss) (see instructions) Type: _____	<b>11</b>			
<b>Deductions</b>	<b>12</b> Section 179 deduction (attach Form 4562)	<b>12</b>		
	<b>13a</b> Contributions	<b>13a</b>		
	<b>b</b> Investment interest expense	<b>13b</b>		
	<b>c</b> Section 59(e)(2) expenditures: <b>(1)</b> Type: _____ <b>(2)</b> Amount: _____	<b>13c(2)</b>		
<b>d</b> Other deductions (see instructions) Type: _____	<b>13d</b>			
<b>Self-Employment</b>	<b>14a</b> Net earnings (loss) from self-employment	<b>14a</b>		
	<b>b</b> Gross farming or fishing income	<b>14b</b>		
	<b>c</b> Gross nonfarm income	<b>14c</b>		
<b>Credits</b>	<b>15a</b> Low-income housing credit (section 42(j)(5))	<b>15a</b>		
	<b>b</b> Low-income housing credit (other)	<b>15b</b>		
	<b>c</b> Qualified rehabilitation expenditures (rental real estate) (attach Form 3468, if applicable)	<b>15c</b>		
	<b>d</b> Other rental real estate credits (see instructions) Type: _____	<b>15d</b>		
	<b>e</b> Other rental credits (see instructions) Type: _____	<b>15e</b>		
	<b>f</b> Other credits (see instructions) Type: _____	<b>15f</b>		
<b>Inter-national</b>	<b>16</b> Attach Schedule K-2 (Form 1065), Partners' Distributive Share Items—International, and check this box to indicate that you are reporting items of international tax relevance <input type="checkbox"/>			
<b>Alternative Minimum Tax (AMT) Items</b>	<b>17a</b> Post-1986 depreciation adjustment	<b>17a</b>		
	<b>b</b> Adjusted gain or loss	<b>17b</b>		
	<b>c</b> Depletion (other than oil and gas)	<b>17c</b>		
	<b>d</b> Oil, gas, and geothermal properties—gross income	<b>17d</b>		
	<b>e</b> Oil, gas, and geothermal properties—deductions	<b>17e</b>		
	<b>f</b> Other AMT items (attach statement)	<b>17f</b>		
<b>Other Information</b>	<b>18a</b> Tax-exempt interest income	<b>18a</b>		
	<b>b</b> Other tax-exempt income	<b>18b</b>		
	<b>c</b> Nondeductible expenses	<b>18c</b>		
	<b>19a</b> Distributions of cash and marketable securities	<b>19a</b>		
	<b>b</b> Distributions of other property	<b>19b</b>		
	<b>20a</b> Investment income	<b>20a</b>		
	<b>b</b> Investment expenses	<b>20b</b>		
<b>c</b> Other items and amounts (attach statement)				
<b>21</b> Total foreign taxes paid or accrued	<b>21</b>			

**Analysis of Net Income (Loss) per Return**

<b>1</b>	Net income (loss). Combine Schedule K, lines 1 through 11. From the result, subtract the sum of Schedule K, lines 12 through 13d, and 21						<b>1</b>	
<b>2</b>	Analysis by partner type:	(i) Corporate	(ii) Individual (active)	(iii) Individual (passive)	(iv) Partnership	(v) Exempt Organization		(vi) Nominee/Other
<b>a</b>	General partners							
<b>b</b>	Limited partners							

<b>Schedule L Balance Sheets per Books</b>		Beginning of tax year		End of tax year	
<b>Assets</b>		(a)	(b)	(c)	(d)
<b>1</b>	Cash				
<b>2a</b>	Trade notes and accounts receivable				
<b>b</b>	Less allowance for bad debts				
<b>3</b>	Inventories				
<b>4</b>	U.S. Government obligations				
<b>5</b>	Tax-exempt securities				
<b>6</b>	Other current assets (attach statement)				
<b>7a</b>	Loans to partners (or persons related to partners)				
<b>b</b>	Mortgage and real estate loans				
<b>8</b>	Other investments (attach statement)				
<b>9a</b>	Buildings and other depreciable assets				
<b>b</b>	Less accumulated depreciation				
<b>10a</b>	Depletable assets				
<b>b</b>	Less accumulated depletion				
<b>11</b>	Land (net of any amortization)				
<b>12a</b>	Intangible assets (amortizable only)				
<b>b</b>	Less accumulated amortization				
<b>13</b>	Other assets (attach statement)				
<b>14</b>	Total assets				
<b>Liabilities and Capital</b>					
<b>15</b>	Accounts payable				
<b>16</b>	Mortgages, notes, bonds payable in less than 1 year				
<b>17</b>	Other current liabilities (attach statement)				
<b>18</b>	All nonrecourse loans				
<b>19a</b>	Loans from partners (or persons related to partners)				
<b>b</b>	Mortgages, notes, bonds payable in 1 year or more				
<b>20</b>	Other liabilities (attach statement)				
<b>21</b>	Partners' capital accounts				
<b>22</b>	Total liabilities and capital				

**Schedule M-1 Reconciliation of Income (Loss) per Books With Analysis of Net Income (Loss) per Return**  
**Note:** The partnership may be required to file Schedule M-3. See instructions.

<b>1</b>	Net income (loss) per books		<b>6</b>	Income recorded on books this year not included on Schedule K, lines 1 through 11 (itemize):	
<b>2</b>	Income included on Schedule K, lines 1, 2, 3c, 5, 6a, 7, 8, 9a, 10, and 11, not recorded on books this year (itemize):		<b>a</b>	Tax-exempt interest \$	
<b>3</b>	Guaranteed payments (other than health insurance)		<b>7</b>	Deductions included on Schedule K, lines 1 through 13d, and 21, not charged against book income this year (itemize):	
<b>4</b>	Expenses recorded on books this year not included on Schedule K, lines 1 through 13d, and 21 (itemize):		<b>a</b>	Depreciation \$	
<b>a</b>	Depreciation \$		<b>8</b>	Add lines 6 and 7	
<b>b</b>	Travel and entertainment \$		<b>9</b>	Income (loss) (Analysis of Net Income (Loss), line 1). Subtract line 8 from line 5	
<b>5</b>	Add lines 1 through 4				

<b>Schedule M-2 Analysis of Partners' Capital Accounts</b>		
<b>1</b>	Balance at beginning of year	
<b>2</b>	Capital contributed:	
	<b>a</b> Cash	
	<b>b</b> Property	
<b>3</b>	Net income (loss) (see instructions)	
<b>4</b>	Other increases (itemize):	
<b>5</b>	Add lines 1 through 4	
<b>6</b>	Distributions:	
	<b>a</b> Cash	
	<b>b</b> Property	
<b>7</b>	Other decreases (itemize):	
<b>8</b>	Add lines 6 and 7	
<b>9</b>	Balance at end of year. Subtract line 8 from line 5	

**SCHEDULE B-1  
(Form 1065)**

(Rev. August 2019)  
Department of the Treasury  
Internal Revenue Service

**Information on Partners Owning 50% or  
More of the Partnership**

▶ Attach to Form 1065.

▶ Go to [www.irs.gov/Form1065](http://www.irs.gov/Form1065) for the latest information.

OMB No. 1545-0123

Name of partnership	Employer identification number (EIN)
---------------------	--------------------------------------

**Part I** **Entities Owning 50% or More of the Partnership** (Form 1065, Schedule B, Question 2a (Question 3a for 2009 through 2017))

Complete columns (i) through (v) below for any foreign or domestic corporation, partnership (including any entity treated as a partnership), trust, tax-exempt organization, or any foreign government that owns, directly or indirectly, an interest of 50% or more in the profit, loss, or capital of the partnership (see instructions).

(i) Name of Entity	(ii) Employer Identification Number (if any)	(iii) Type of Entity	(iv) Country of Organization	(v) Maximum Percentage Owned in Profit, Loss, or Capital
■	■	■	■	■
<b>All Lines Will be Edited</b>				

**Part II** **Individuals or Estates Owning 50% or More of the Partnership** (Form 1065, Schedule B, Question 2b (Question 3b for 2009 through 2017))

Complete columns (i) through (iv) below for any individual or estate that owns, directly or indirectly, an interest of 50% or more in the profit, loss, or capital of the partnership (see instructions).

(i) Name of Individual or Estate	(ii) Identifying Number (if any)	(iii) Country of Citizenship (see instructions)	(iv) Maximum Percentage Owned in Profit, Loss, or Capital
■	■	■	■
<b>All Lines Will be Edited</b>			

For Paperwork Reduction Act Notice, see the Instructions for Form 1065.

Cat. No. 49842K

Schedule B-1 (Form 1065) (Rev. 8-2019)

**Additional Information for Schedule M-3 Filers**

OMB No. 1545-0123

▶ **Attach to Form 1065. See separate instructions.**

▶ **Information about Schedule C (Form 1065) and its instructions is at [www.irs.gov/form1065](http://www.irs.gov/form1065).**

Name of partnership	Employer identification number
---------------------	--------------------------------

		Yes	No
1 At any time during the tax year, were there any transfers between the partnership and its partners subject to the disclosure requirements of Regulations section 1.707-8? . . . . .	<input type="checkbox"/>	<input checked="" type="checkbox"/>	<input type="checkbox"/>
2 Does any amount reported on Schedule M-3, Part II, lines 7 or 8, column (d), reflect allocations to this partnership from another partnership of income, gain, loss, deduction, or credit that are disproportionate to this partnership's share of capital in that partnership or its ratio for sharing other items of that partnership? . . . . .	<input type="checkbox"/>	<input checked="" type="checkbox"/>	<input type="checkbox"/>
3 At any time during the tax year, did the partnership sell, exchange, or transfer any interest in an intangible asset to a related person as defined in sections 267(b) and 707(b)(1)? . . . . .	<input type="checkbox"/>	<input checked="" type="checkbox"/>	<input type="checkbox"/>
4 At any time during the tax year, did the partnership acquire any interest in an intangible asset from a related person as defined in sections 267(b) and 707(b)(1)? . . . . .	<input type="checkbox"/>	<input checked="" type="checkbox"/>	<input type="checkbox"/>
5 At any time during the tax year, did the partnership make any change in accounting principle for financial accounting purposes? See instructions for a definition of change in accounting principle . . . . .	<input type="checkbox"/>	<input checked="" type="checkbox"/>	<input type="checkbox"/>
6 At any time during the tax year, did the partnership make any change in a method of accounting for U.S. income tax purposes? . . . . .	<input type="checkbox"/>	<input checked="" type="checkbox"/>	<input type="checkbox"/>

**SCHEDULE D  
(Form 1065)**

**Capital Gains and Losses**

OMB No. 1545-0123

Department of the Treasury  
Internal Revenue Service

Attach to Form 1065 or Form 8865.  
Use Form 8949 to list your transactions for lines 1b, 2, 3, 8b, 9, and 10.  
Go to [www.irs.gov/Form1065](http://www.irs.gov/Form1065) for instructions and the latest information.

**2022**

Name of partnership	Employer identification number
---------------------	--------------------------------

Did the partnership dispose of any investment(s) in a qualified opportunity fund during the tax year?  Yes  No  
If "Yes," attach Form 8949 and see its instructions for additional requirements for reporting your gain or loss.

**Part I Short-Term Capital Gains and Losses—Generally Assets Held One Year or Less** (see instructions)

See instructions for how to figure the amounts to enter on the lines below. This form may be easier to complete if you round off cents to whole dollars.	(d) Proceeds (sales price)	(e) Cost (or other basis)	(g) Adjustments to gain or loss from Form(s) 8949, Part I, line 2, column (g)	(h) Gain or (loss) Subtract column (e) from column (d) and combine the result with column (g)
<b>1a</b> Totals for all short-term transactions reported on Form 1099-B for which basis was reported to the IRS and for which you have no adjustments (see instructions). However, if you choose to report all these transactions on Form 8949, leave this line blank and go to line 1b . . . . .				█
<b>1b</b> Totals for all transactions reported on Form(s) 8949 with <b>Box A</b> checked . . . . .				█
<b>2</b> Totals for all transactions reported on Form(s) 8949 with <b>Box B</b> checked . . . . .				█
<b>3</b> Totals for all transactions reported on Form(s) 8949 with <b>Box C</b> checked . . . . .				█
<b>4</b> Short-term capital gain from installment sales from Form 6252, line 26 or 37 . . . . .			<b>4</b>	█
<b>5</b> Short-term capital gain or (loss) from like-kind exchanges from Form 8824 . . . . .			<b>5</b>	█
<b>6</b> Partnership's share of net short-term capital gain (loss), including specially allocated short-term capital gains (losses), from other partnerships, estates, and trusts . . . . .			<b>6</b>	█
<b>7</b> <b>Net short-term capital gain or (loss)</b> . Combine lines 1a through 6 in column (h). Enter here and on Form 1065, Schedule K, line 8 or 11; or Form 8865, Schedule K, line 8 or 11 . . . . .			<b>7</b>	█

**Part II Long-Term Capital Gains and Losses—Generally Assets Held More Than One Year** (see instructions)

See instructions for how to figure the amounts to enter on the lines below. This form may be easier to complete if you round off cents to whole dollars.	(d) Proceeds (sales price)	(e) Cost (or other basis)	(g) Adjustments to gain or loss from Form(s) 8949, Part II, line 2, column (g)	(h) Gain or (loss) Subtract column (e) from column (d) and combine the result with column (g)
<b>8a</b> Totals for all long-term transactions reported on Form 1099-B for which basis was reported to the IRS and for which you have no adjustments (see instructions). However, if you choose to report all these transactions on Form 8949, leave this line blank and go to line 8b . . . . .	█	█		█
<b>8b</b> Totals for all transactions reported on Form(s) 8949 with <b>Box D</b> checked . . . . .	█	█		█
<b>9</b> Totals for all transactions reported on Form(s) 8949 with <b>Box E</b> checked . . . . .	█	█		█
<b>10</b> Totals for all transactions reported on Form(s) 8949 with <b>Box F</b> checked . . . . .	█	█		█
<b>11</b> Long-term capital gain from installment sales from Form 6252, line 26 or 37 . . . . .			<b>11</b>	█
<b>12</b> Long-term capital gain or (loss) from like-kind exchanges from Form 8824 . . . . .			<b>12</b>	█
<b>13</b> Partnership's share of net long-term capital gain (loss), including specially allocated long-term capital gains (losses), from other partnerships, estates, and trusts . . . . .			<b>13</b>	█
<b>14</b> Capital gain distributions (see instructions) . . . . .			<b>14</b>	█
<b>15</b> <b>Net long-term capital gain or (loss)</b> . Combine lines 8a through 14 in column (h). Enter here and on Form 1065, Schedule K, line 9a or 11; or Form 8865, Schedule K, line 9a or 11 . . . . .			<b>15</b>	█



**SCHEDULE K-2  
(Form 1065)**

**Partners' Distributive Share Items—International**

OMB No. 1545-0123

**2022**

Department of the Treasury  
Internal Revenue Service

Attach to Form 1065.  
Go to [www.irs.gov/Form1065](http://www.irs.gov/Form1065) for instructions and the latest information.

Employer identification number (EIN)

**A** Is the partnership a withholding foreign partnership?  
 **Yes**  **No** If "Yes," enter your WP-EIN: \_\_\_\_\_

**B** Is the partnership (including the home office or any branch) a qualified derivatives dealer?  
 **Yes**  **No** If "Yes," enter your QI-EIN: \_\_\_\_\_

**C** Check to indicate the parts of Schedule K-2 that apply.

	Yes	No		Yes	No
1 Does Part I apply? If "Yes," complete and attach Part I . . . . .	1		7 Does Part VII apply? If "Yes," complete and attach Part VII . . . . .	7	
2 Does Part II apply? If "Yes," complete and attach Part II . . . . .	2		8 Does Part VIII apply? If "Yes," complete and attach Part VIII . . . . .	8	
3 Does Part III apply? If "Yes," complete and attach Part III . . . . .	3		9 Does Part IX apply? If "Yes," complete and attach Part IX . . . . .	9	
4 Does Part IV apply? If "Yes," complete and attach Part IV . . . . .	4		10 Does Part X apply? If "Yes," complete and attach Part X . . . . .	10	
5 Does Part V apply? If "Yes," complete and attach Part V . . . . .	5		11 Does Part XI apply? If "Yes," complete and attach Part XI . . . . .	11	
6 Does Part VI apply? If "Yes," complete and attach Part VI . . . . .	6		12 Reserved for future use . . . . .	12	

**Part I Partnership's Other Current Year International Information**

Check box(es) for additional specified attachments: See instructions.

- 1. Gain on personal property sale
- 2. Foreign oil and gas taxes
- 3. Splitter arrangements
- 4. Foreign tax translation
- 5. High-taxed income
- 6. Section 267A disallowed deduction
- 7. Form 8858 information
- 8. Form 5471 information
- 9. Other forms
- 10. Partner loan transactions
- 11. Dual consolidated loss
- 12. Reserved for future use
- 13. Other international items (attach description and statement)

**Part II Foreign Tax Credit Limitation**

**Section 1—Gross Income**

	Description	(a) U.S. source	Foreign Source				(f) Sourced by partner	(g) Total
			(b) Foreign branch category income	(c) Passive category income	(d) General category income	(e) Other (category code _____)		
1	Sales							
A								
B								
C								
2	Gross income from performance of services							
A								
B								
C								
3	Gross rental real estate income							
A								
B								
C								
4	Other gross rental income							
A								
B								
C								



Name of partnership

EIN

**Part II Foreign Tax Credit Limitation (continued)**  
**Section 1 – Gross Income (continued)**

Description	(a) U.S. source	Foreign Source				(f) Sourced by partner	(g) Total
		(b) Foreign branch category income	(c) Passive category income	(d) General category income	(e) Other (category code _____)		
<b>5</b> Guaranteed payments . . . . .							
<b>6</b> Interest income							
<b>A</b>							
<b>B</b>							
<b>C</b>							
<b>7</b> Ordinary dividends (exclude amount on line 8)							
<b>A</b>							
<b>B</b>							
<b>C</b>							
<b>8</b> Qualified dividends							
<b>A</b>							
<b>B</b>							
<b>C</b>							
<b>9</b> Reserved for future use . . . . .							
<b>10</b> Royalties and license fees							
<b>A</b>							
<b>B</b>							
<b>C</b>							
<b>11</b> Net short-term capital gain							
<b>A</b>							
<b>B</b>							
<b>C</b>							
<b>12</b> Net long-term capital gain							
<b>A</b>							
<b>B</b>							
<b>C</b>							
<b>13</b> Collectibles (28%) gain							
<b>A</b>							
<b>B</b>							
<b>C</b>							
<b>14</b> Unrecaptured section 1250 gain							
<b>A</b>							
<b>B</b>							
<b>C</b>							

**Part II Foreign Tax Credit Limitation (continued)**  
**Section 1 – Gross Income (continued)**

Description	(a) U.S. source	Foreign Source					(f) Sourced by partner	(g) Total
		(b) Foreign branch category income	(c) Passive category income	(d) General category income	(e) Other category code	( )		
<b>15</b> Net section 1231 gain								
<b>A</b> _____								
<b>B</b> _____								
<b>C</b> _____								
<b>16</b> Section 986(c) gain . . . . .								
<b>17</b> Section 987 gain . . . . .								
<b>18</b> Section 988 gain . . . . .								
<b>19</b> Section 951(a) inclusions								
<b>A</b> _____								
<b>B</b> _____								
<b>C</b> _____								
<b>20</b> Other income (see instructions)								
<b>A</b> _____								
<b>B</b> _____								
<b>C</b> _____								
<b>21</b> Reserved for future use								
<b>A</b> _____								
<b>B</b> _____								
<b>C</b> _____								
<b>22</b> Reserved for future use								
<b>A</b> _____								
<b>B</b> _____								
<b>C</b> _____								
<b>23</b> Reserved for future use								
<b>A</b> _____								
<b>B</b> _____								
<b>C</b> _____								
<b>24</b> Total gross income (combine lines 1 through 23) . . . . .								
<b>A</b> _____								
<b>B</b> _____								
<b>C</b> _____								

Name of partnership

EIN

**Part II Foreign Tax Credit Limitation (continued)**

**Section 2—Deductions**

	Description	(a) U.S. source	Foreign Source				(f) Sourced by partner	(g) Total
			(b) Foreign branch category income	(c) Passive category income	(d) General category income	(e) Other (category code _____)		
25	Expenses allocable to sales income . . . . .							
26	Expenses allocable to gross income from performances of services . . . . .							
27	Net short-term capital loss . . . . .							
28	Net long-term capital loss . . . . .							
29	Collectibles loss . . . . .							
30	Net section 1231 loss . . . . .							
31	Other losses . . . . .							
32	Research & experimental (R&E) expenses							
A	SIC code: . . . . .							
B	SIC code: . . . . .							
C	SIC code: . . . . .							
33	Allocable rental expenses—depreciation, depletion, and amortization							
34	Allocable rental expenses—other than depreciation, depletion, and amortization							
35	Allocable royalty and licensing expenses—depreciation, depletion, and amortization . . . . .							
36	Allocable royalty and licensing expenses—other than depreciation, depletion, and amortization . . . . .							
37	Depreciation not included on line 33 or 35 . . . . .							
38	Charitable contributions . . . . .							
39	Interest expense specifically allocable under Regulations section 1.861-10(e)							
40	Other interest expense specifically allocable under Regulations section 1.861-10T . . . . .							
41	Other interest expense—business . . . . .							
42	Other interest expense—investment . . . . .							
43	Other interest expense—passive activity . . . . .							
44	Section 59(e)(2) expenditures, excluding R&E expenses on line 32 . . . . .							
45	Foreign taxes not creditable but deductible . . . . .							

Name of partnership

**Part II Foreign Tax Credit Limitation (continued)**

**Section 2—Deductions (continued)**

Description	(a) U.S. source	Foreign Source					(f) Sourced by partner	(g) Total
		(b) Foreign branch category income	(c) Passive category income	(d) General category income	(e) Other (category code _____)	(e) Other (category code _____)		
46 Section 986(c) loss . . . . .								
47 Section 987 loss . . . . .								
48 Section 988 loss . . . . .								
49 Other allocable deductions (see instructions) . . . . .								
50 Other apportioned share of deductions (see instructions) . . . . .								
51 Reserved for future use . . . . .								
52 Reserved for future use . . . . .								
53 Reserved for future use . . . . .								
54 Total deductions (combine lines 25 through 53) . . . . .								
55 Net income (loss) (subtract line 54 from line 24) . . . . .								

**Part III Other Information for Preparation of Form 1116 or 1118**

**Section 1—R&E Expenses Apportionment Factors**

Description	(a) U.S. source	Foreign Source					(f) Sourced by partner	(g) Total
		(b) Foreign branch category income	(c) Passive category income	(d) General category income	(e) Other (category code _____)	(e) Other (category code _____)		
1 Gross receipts by SIC code								
A SIC code:								
B SIC code:								
C SIC code:								
D SIC code:								
E SIC code:								
F SIC code:								

**2 Exclusive apportionment with respect to total R&E expenses entered on Part II, line 32. Enter the following.**

A R&E expense with respect to activity performed in the United States		2A(i)	2A(ii)	2A(iii)
(i) SIC code:				
(ii) SIC code:				
(iii) SIC code:				
B R&E expense with respect to activity performed outside the United States		2B(i)	2B(ii)	2B(iii)
(i) SIC code:				
(ii) SIC code:				
(iii) SIC code:				

Name of partnership

EIN

**Part III Other Information for Preparation of Form 1116 or 1118 (continued)**  
**Section 2 — Interest Expense Apportionment Factors**

Description	(a) U.S. source	Foreign Source				(f) Sourced by partner	(g) Total
		(b) Foreign branch category income	(c) Passive category income	(d) General category income	(e) Other (category code _____) (country code _____)		
<b>1</b> Total average value of assets . . . . .							
<b>2</b> Sections 734(b) and 743(b) adjustment to assets — average value . . . . .							
<b>3</b> Assets attracting directly allocable interest expense under Regulations section 1.861-10(e) . . . . .							
<b>4</b> Other assets attracting directly allocable interest expense under Regulations section 1.861-10T . . . . .							
<b>5</b> Assets excluded from apportionment formula . . . . .							
<b>6a</b> Total assets used for apportionment (subtract the sum of lines 3, 4, and 5 from the sum of lines 1 and 2) . . . . .							
<b>b</b> Assets attracting business interest expense . . . . .							
<b>c</b> Assets attracting investment interest expense . . . . .							
<b>d</b> Assets attracting passive activity interest expense . . . . .							
<b>7</b> Basis in stock of 10%-owned noncontrolled foreign corporations (see attachment) . . . . .							
<b>8</b> Basis in stock of CFCs (see attachment)							

**Section 3 — Foreign-Derived Intangible Income (FDII) Deduction Apportionment Factors**

Description	(a) U.S. source	Foreign Source				(e) Sourced by partner	(f) Total
		(b) Passive category income	(c) General category income	(d) Other (category code _____) (country code _____)			
<b>1</b> Foreign-derived gross receipts . . . . .							
<b>2</b> Cost of goods sold . . . . .							
<b>3</b> Partnership deductions allocable to foreign-derived gross receipts . . . . .							
<b>4</b> Other partnership deductions apportioned to foreign-derived gross receipts . . . . .							

Name of partnership

EIN

**Part III Other Information for Preparation of Form 1116 or 1118 (continued)**  
**Section 4—Foreign Taxes**

Description	(a) Type of tax	(b) Section 951A category income		(c) Foreign branch category income				
		U.S.	Foreign	U.S.	Foreign	Partner		
<b>1</b> Direct (section 901 or 903) foreign taxes: <input type="checkbox"/> Paid <input type="checkbox"/> Accrued <b>A</b> _____ <b>B</b> _____ <b>C</b> _____ <b>D</b> _____ <b>E</b> _____ <b>F</b> _____								
<b>2</b> Reduction of taxes (total) <b>A</b> Taxes on foreign mineral income . . . . . <b>B</b> Reserved for future use . . . . . <b>C</b> International boycott provisions . . . . . <b>D</b> Failure-to-file penalties . . . . . <b>E</b> Taxes with respect to splitter arrangements . . . . . <b>F</b> Taxes on foreign corporate distributions . . . . . <b>G</b> Other . . . . .								
<b>3</b> Foreign tax redeterminations <b>A</b> Related tax year: _____ Date tax paid: _____ Contested tax: <input type="checkbox"/>								
<b>B</b> Related tax year: _____ Date tax paid: _____ Contested tax: <input type="checkbox"/>								
<b>C</b> Related tax year: _____ Date tax paid: _____ Contested tax: <input type="checkbox"/>								
<b>4</b> Reserved for future use . . . . . <input type="checkbox"/>								

**SCHEDULE M-3  
(Form 1065)**

(Rev. December 2021)  
Department of the Treasury  
Internal Revenue Service

**Net Income (Loss) Reconciliation  
for Certain Partnerships**

▶ Attach to Form 1065.

▶ Go to [www.irs.gov/Form1065](http://www.irs.gov/Form1065) for instructions and the latest information.

OMB No. 1545-0123

Name of partnership	Employer identification number
---------------------	--------------------------------

**This Schedule M-3 is being filed because (check all that apply):**

- A**  The amount of the partnership's total assets at the end of the tax year is equal to \$10 million or more.
- B**  The amount of the partnership's adjusted total assets for the tax year is equal to \$10 million or more. If box B is checked, enter the amount of adjusted total assets for the tax year
- C**  The amount of total receipts for the tax year is equal to \$35 million or more. If box C is checked, enter the total receipts for the tax year
- D**  An entity that is a reportable entity partner with respect to the partnership owns or is deemed to own an interest of 50% or more in the partnership's capital, profit, or loss on any day during the tax year of the partnership.

Name of Reportable Entity Partner	Identifying Number	Maximum Percentage Owned or Deemed Owned
<input checked="" type="text"/>	<input checked="" type="text"/>	<input checked="" type="text"/>

- E**  Voluntary filer.

**Part I Financial Information and Net Income (Loss) Reconciliation**

- 1a** Did the partnership file SEC Form 10-K for its income statement period ending with or within this tax year?  
 **Yes.** Skip lines 1b and 1c and complete lines 2 through 11 with respect to that SEC Form 10-K.  
 **No.** Go to line 1b. See instructions if multiple non-tax-basis income statements are prepared.
- b** Did the partnership prepare a certified audited non-tax-basis income statement for that period?  
 **Yes.** Skip line 1c and complete lines 2 through 11 with respect to that income statement.  
 **No.** Go to line 1c.
- c** Did the partnership prepare a non-tax-basis income statement for that period?  
 **Yes.** Complete lines 2 through 11 with respect to that income statement.  
 **No.** Skip lines 2 through 3b and enter the partnership's net income (loss) per its books and records on line 4a.
- 2** Enter the income statement period: Beginning  /  /  Ending  /  /
- 3a** Has the partnership's income statement been restated for the income statement period on line 2?  
 **Yes.** (If "Yes," attach a statement and the amount of each item restated.)  
 **No.**
- b** Has the partnership's income statement been restated for any of the 5 income statement periods immediately preceding the period on line 2?  
 **Yes.** (If "Yes," attach a statement and the amount of each item restated.)  
 **No.**

<b>4a</b> Worldwide consolidated net income (loss) from income statement source identified on Part I, line 1 . . . . .	<b>4a</b>	<input checked="" type="text"/>
<b>b</b> Indicate accounting standard used for line 4a. See instructions.		
<input checked="" type="checkbox"/> <b>1</b> GAAP <input type="checkbox"/> <b>2</b> IFRS <input type="checkbox"/> <b>3</b> Section 704(b)		
<input type="checkbox"/> <b>4</b> Tax-basis <input type="checkbox"/> <b>5</b> Other (specify) ▶ <input checked="" type="text"/>		
<b>5a</b> Net income from nonincludible foreign entities (attach statement) . . . . .	<b>5a</b>	( <input checked="" type="text"/> )
<b>b</b> Net loss from nonincludible foreign entities (attach statement and enter as a positive amount) . . . . .	<b>5b</b>	<input checked="" type="text"/>
<b>6a</b> Net income from nonincludible U.S. entities (attach statement) . . . . .	<b>6a</b>	( <input checked="" type="text"/> )
<b>b</b> Net loss from nonincludible U.S. entities (attach statement and enter as a positive amount) . . . . .	<b>6b</b>	<input checked="" type="text"/>
<b>7a</b> Net income (loss) of other foreign disregarded entities (attach statement) . . . . .	<b>7a</b>	<input checked="" type="text"/>
<b>b</b> Net income (loss) of other U.S. disregarded entities (attach statement) . . . . .	<b>7b</b>	<input checked="" type="text"/>
<b>8</b> Adjustment to eliminations of transactions between includible entities and nonincludible entities (attach statement) . . . . .	<b>8</b>	<input checked="" type="text"/>
<b>9</b> Adjustment to reconcile income statement period to tax year (attach statement) . . . . .	<b>9</b>	<input checked="" type="text"/>
<b>10</b> Other adjustments to reconcile to amount on line 11 (attach statement) . . . . .	<b>10</b>	<input checked="" type="text"/>
<b>11</b> <b>Net income (loss) per income statement of the partnership.</b> Combine lines 4a through 10 . . . . .	<b>11</b>	<input checked="" type="text"/>

**Note:** Part I, line 11, must equal Part II, line 26, column (a); or Form 1065, Schedule M-1, line 1. See instructions.

**12** Enter the total amount (not just the partnership's share) of the assets and liabilities of all entities included or removed on the following lines.

	Total Assets	Total Liabilities
<b>a</b> Included on Part I, line 4	<input checked="" type="text"/>	<input checked="" type="text"/>
<b>b</b> Removed on Part I, line 5	<input checked="" type="text"/>	<input checked="" type="text"/>
<b>c</b> Removed on Part I, line 6	<input checked="" type="text"/>	<input checked="" type="text"/>
<b>d</b> Included on Part I, line 7	<input checked="" type="text"/>	<input checked="" type="text"/>

Name of partnership

Employer identification number

**Part II Reconciliation of Net Income (Loss) per Income Statement of Partnership With Income (Loss) per Return**

Income (Loss) Items	(a) Income (Loss) per Income Statement	(b) Temporary Difference	(c) Permanent Difference	(d) Income (Loss) per Tax Return
Attach statements for lines 1 through 10.				
<b>1</b> Income (loss) from equity method foreign corporations				
<b>2</b> Gross foreign dividends not previously taxed . . . . .				
<b>3</b> Subpart F, QEF, and similar income inclusions . . . . .				
<b>4</b> Gross foreign distributions previously taxed . . . . .				
<b>5</b> Income (loss) from equity method U.S. corporations				
<b>6</b> U.S. dividends . . . . .				
<b>7</b> Income (loss) from U.S. partnerships . . . . .				
<b>8</b> Income (loss) from foreign partnerships . . . . .				
<b>9</b> Income (loss) from other pass-through entities . . . . .				
<b>10</b> Items relating to reportable transactions . . . . .				
<b>11</b> Interest income (see instructions) . . . . .				
<b>12</b> Total accrual to cash adjustment . . . . .				
<b>13</b> Hedging transactions . . . . .				
<b>14</b> Mark-to-market income (loss) . . . . .				
<b>15</b> Cost of goods sold (see instructions) . . . . .	( )			( )
<b>16</b> Sale versus lease (for sellers and/or lessors) . . . . .				
<b>17</b> Section 481(a) adjustments . . . . .				
<b>18</b> Unearned/deferred revenue . . . . .				
<b>19</b> Income recognition from long-term contracts . . . . .				
<b>20</b> Original issue discount and other imputed interest . . . . .				
<b>21a</b> Income statement gain/loss on sale, exchange, abandonment, worthlessness, or other disposition of assets other than inventory and pass-through entities				
<b>b</b> Gross capital gains from Schedule D, excluding amounts from pass-through entities . . . . .				
<b>c</b> Gross capital losses from Schedule D, excluding amounts from pass-through entities, abandonment losses, and worthless stock losses . . . . .				
<b>d</b> Net gain/loss reported on Form 4797, line 17, excluding amounts from pass-through entities, abandonment losses, and worthless stock losses . . . . .				
<b>e</b> Abandonment losses . . . . .				
<b>f</b> Worthless stock losses (attach statement) . . . . .				
<b>g</b> Other gain/loss on disposition of assets other than inventory . . . . .				
<b>22</b> Other income (loss) items with differences (attach statement) . . . . .				
<b>23</b> <b>Total income (loss) items.</b> Combine lines 1 through 22 . . . . .				
<b>24</b> <b>Total expense/deduction items.</b> (From Part III, line 31) (see instructions) . . . . .				
<b>25</b> Other items with no differences . . . . .				
<b>26</b> <b>Reconciliation totals.</b> Combine lines 23 through 25				

**Note:** Line 26, column (a), must equal Part I, line 11, and column (d) must equal Form 1065, Analysis of Net Income (Loss), line 1.



Name of partnership

Employer identification number

**Part III Reconciliation of Net Income (Loss) per Income Statement of Partnership With Income (Loss) per Return—Expense/Deduction Items**

Expense/Deduction Items	(a) Expense per Income Statement	(b) Temporary Difference	(c) Permanent Difference	(d) Deduction per Tax Return
1 State and local current income tax expense . . . . .				
2 State and local deferred income tax expense . . . . .				
3 Foreign current income tax expense (other than foreign withholding taxes) . . . . .				
4 Foreign deferred income tax expense . . . . .				
5 Equity-based compensation . . . . .				
6 Meals and entertainment . . . . .				
7 Fines and penalties . . . . .				
8 Judgments, damages, awards, and similar costs . . . . .				
9 Guaranteed payments . . . . .				
10 Pension and profit-sharing . . . . .				
11 Other post-retirement benefits . . . . .				
12 Deferred compensation . . . . .				
13 Charitable contribution of cash and tangible property . . . . .				
14 Charitable contribution of intangible property . . . . .				
15 Organizational expenses as per Regulations section 1.709-2(a) . . . . .				
16 Syndication expenses as per Regulations section 1.709-2(b) . . . . .				
17 Current year acquisition/reorganization investment banking fees . . . . .				
18 Current year acquisition/reorganization legal and accounting fees . . . . .				
19 Amortization/impairment of goodwill . . . . .				
20 Amortization of acquisition, reorganization, and start- up costs . . . . .				
21 Other amortization or impairment write-offs . . . . .				
22 Reserved for future use . . . . .				
23a Depletion—oil & gas . . . . .				
b Depletion—other than oil & gas . . . . .				
24 Intangible drilling and development costs (IDC) . . . . .				
25 Depreciation . . . . .				
26 Bad debt expense . . . . .				
27 Interest expense (see instructions) . . . . .				
28 Purchase versus lease (for purchasers and/or lessees)				
29 Research and development costs . . . . .				
30 Other expense/deduction items with differences (attach statement) . . . . .				
31 <b>Total expense/deduction items.</b> Combine lines 1 through 30. Enter here and on Part II, line 24, reporting positive amounts as negative and negative amounts as positive . . . . .				

**SCHEDULE F  
(Form 1040)**

Department of the Treasury  
Internal Revenue Service

**Profit or Loss From Farming**

Attach to Form 1040, Form 1040-SR, Form 1040-NR, Form 1041, or Form 1065.  
Go to [www.irs.gov/ScheduleF](http://www.irs.gov/ScheduleF) for instructions and the latest information.

OMB No. 1545-0074

**2022**  
Attachment  
Sequence No. **14**

Name of proprietor \_\_\_\_\_ Social security number (SSN) \_\_\_\_\_

**A** Principal crop or activity \_\_\_\_\_ **B** Enter code from Part IV 

--	--	--	--	--	--

**C** Accounting method:  Cash  Accrual \_\_\_\_\_ **D** Employer ID number (EIN) (see instr.) \_\_\_\_\_

**E** Did you "materially participate" in the operation of this business during 2022? If "No," see instructions for limit on passive losses  Yes  No

**F** Did you make any payments in 2022 that would require you to file Form(s) 1099? See instructions  Yes  No

**G** If "Yes," did you or will you file required Form(s) 1099?  Yes  No

**Part I Farm Income—Cash Method.** Complete Parts I and II. (Accrual method. Complete Parts II and III, and Part I, line 9.)

<b>1a</b> Sales of purchased livestock and other resale items (see instructions) . . . . .	<b>1a</b>			
<b>b</b> Cost or other basis of purchased livestock or other items reported on line 1a . . . . .	<b>1b</b>			
<b>c</b> Subtract line 1b from line 1a . . . . .			<b>1c</b>	
<b>2</b> Sales of livestock, produce, grains, and other products you raised . . . . .			<b>2</b>	
<b>3a</b> Cooperative distributions (Form(s) 1099-PATR) . . . . .	<b>3a</b>		<b>3b</b> Taxable amount . . . . .	<b>3b</b>
<b>4a</b> Agricultural program payments (see instructions) . . . . .	<b>4a</b>		<b>4b</b> Taxable amount . . . . .	<b>4b</b>
<b>5a</b> Commodity Credit Corporation (CCC) loans reported under election . . . . .			<b>5a</b>	
<b>b</b> CCC loans forfeited . . . . .	<b>5b</b>		<b>5c</b> Taxable amount . . . . .	<b>5c</b>
<b>6</b> Crop insurance proceeds and federal crop disaster payments (see instructions):				
<b>a</b> Amount received in 2022 . . . . .	<b>6a</b>		<b>6b</b> Taxable amount . . . . .	<b>6b</b>
<b>c</b> If election to defer to 2023 is attached, check here <input type="checkbox"/> . . . . .		<b>6d</b> Amount deferred from 2021		<b>6d</b>
<b>7</b> Custom hire (machine work) income . . . . .			<b>7</b>	
<b>8</b> Other income, including federal and state gasoline or fuel tax credit or refund (see instructions) . . . . .			<b>8</b>	
<b>9</b> <b>Gross income.</b> Add amounts in the right column (lines 1c, 2, 3b, 4b, 5a, 5c, 6b, 6d, 7, and 8). If you use the accrual method, enter the amount from Part III, line 50. See instructions . . . . .			<b>9</b>	

**Part II Farm Expenses—Cash and Accrual Method.** Do not include personal or living expenses. See instructions.

<b>10</b> Car and truck expenses (see instructions). Also attach <b>Form 4562</b> . . . . .	<b>10</b>				
<b>11</b> Chemicals . . . . .	<b>11</b>				
<b>12</b> Conservation expenses (see instructions) . . . . .	<b>12</b>				
<b>13</b> Custom hire (machine work) . . . . .	<b>13</b>				
<b>14</b> Depreciation and section 179 expense (see instructions) . . . . .	<b>14</b>				
<b>15</b> Employee benefit programs other than on line 23 . . . . .	<b>15</b>				
<b>16</b> Feed . . . . .	<b>16</b>				
<b>17</b> Fertilizers and lime . . . . .	<b>17</b>				
<b>18</b> Freight and trucking . . . . .	<b>18</b>				
<b>19</b> Gasoline, fuel, and oil . . . . .	<b>19</b>				
<b>20</b> Insurance (other than health) . . . . .	<b>20</b>				
<b>21</b> Interest (see instructions):					
<b>a</b> Mortgage (paid to banks, etc.) . . . . .	<b>21a</b>				
<b>b</b> Other . . . . .	<b>21b</b>				
<b>22</b> Labor hired (less employment credits) . . . . .	<b>22</b>				
<b>23</b> Pension and profit-sharing plans . . . . .	<b>23</b>				
<b>24</b> Rent or lease (see instructions):					
<b>a</b> Vehicles, machinery, equipment . . . . .	<b>24a</b>				
<b>b</b> Other (land, animals, etc.) . . . . .	<b>24b</b>				
<b>25</b> Repairs and maintenance . . . . .	<b>25</b>				
<b>26</b> Seeds and plants . . . . .	<b>26</b>				
<b>27</b> Storage and warehousing . . . . .	<b>27</b>				
<b>28</b> Supplies . . . . .	<b>28</b>				
<b>29</b> Taxes . . . . .	<b>29</b>				
<b>30</b> Utilities . . . . .	<b>30</b>				
<b>31</b> Veterinary, breeding, and medicine . . . . .	<b>31</b>				
<b>32</b> Other expenses (specify):					
<b>a</b> _____	<b>32a</b>				
<b>b</b> _____	<b>32b</b>				
<b>c</b> _____	<b>32c</b>				
<b>d</b> _____	<b>32d</b>				
<b>e</b> _____	<b>32e</b>				
<b>f</b> _____	<b>32f</b>				
<b>33</b> <b>Total expenses.</b> Add lines 10 through 32f. If line 32f is negative, see instructions . . . . .	<b>33</b>				
<b>34</b> <b>Net farm profit or (loss).</b> Subtract line 33 from line 9 . . . . .	<b>34</b>				

If a profit, stop here and see instructions for where to report. If a loss, complete line 36.

**35** Reserved for future use.

**36** Check the box that describes your investment in this activity and see instructions for where to report your loss:

**a**  All investment is at risk. **b**  Some investment is not at risk.

Name	Employer identification number
<b>1</b> Inventory at beginning of year . . . . .	<b>1</b>
<b>2</b> Purchases . . . . .	<b>2</b>
<b>3</b> Cost of labor . . . . .	<b>3</b>
<b>4</b> Additional section 263A costs (attach schedule) . . . . .	<b>4</b>
<b>5</b> Other costs (attach schedule) . . . . .	<b>5</b>
<b>6 Total.</b> Add lines 1 through 5 . . . . .	<b>6</b>
<b>7</b> Inventory at end of year . . . . .	<b>7</b>
<b>8 Cost of goods sold.</b> Subtract line 7 from line 6. Enter here and on Form 1120, page 1, line 2 or the appropriate line of your tax return. See instructions . . . . .	<b>8</b>

**9a** Check all methods used for valuing closing inventory:

(i)  Cost

(ii)  Lower of cost or market

(iii)  Other (Specify method used and attach explanation.) ▶

**b** Check if there was a writedown of subnormal goods . . . . . ▶

**c** Check if the LIFO inventory method was adopted this tax year for any goods (if checked, attach Form 970) . . . . . ▶

**d** If the LIFO inventory method was used for this tax year, enter amount of closing inventory computed under LIFO . . . . . **9d**

**e** If property is produced or acquired for resale, do the rules of section 263A apply to the entity? See instructions . . .  Yes  No

**f** Was there any change in determining quantities, cost, or valuations between opening and closing inventory? If "Yes," attach explanation . . . . .  Yes  No

Section references are to the Internal Revenue Code unless otherwise noted.

**What's New**

**Small business taxpayers.** For tax years beginning after December 31, 2017, the following apply.

- A small business taxpayer (defined below), may use a method of accounting for inventories that either: (1) treats inventories as nonincidental materials and supplies, or (2) conforms to the taxpayer's financial accounting treatment of inventories.
- A small business taxpayer is not required to capitalize costs under section 263A.

**General Instructions**

**Purpose of Form**

Use Form 1125-A to calculate and deduct cost of goods sold for certain entities.

**Who Must File**

Filers of Form 1120, 1120-C, 1120-F, 1120S, or 1065, must complete and attach Form 1125-A if the applicable entity reports a deduction for cost of goods sold.

**Inventories**

Generally, inventories are required at the beginning and end of each tax year if the production, purchase, or sale of

merchandise is an income-producing factor. See Regulations section 1.471-1. If inventories are required, you generally must use an accrual method of accounting for sales and purchases of inventory items.

**Exception for certain taxpayers.** A small business taxpayer (defined below), can adopt or change its accounting method to account for inventories in the same manner as material and supplies that are non-incident, or conform to its treatment of inventories in an applicable financial statement (as defined in section 451(b)(3)), or if it does not have an applicable financial statement, the method of accounting used in its books and records prepared in accordance with its accounting procedures. See section 471(c)(3).

A small business taxpayer claiming exemption from the requirement to keep inventories is changing its method of accounting for purposes of section 481. For additional guidance on this method of accounting, see Pub. 538, Accounting Periods and Methods. For guidance on changing to this method of accounting, see Form 3115 and the Instructions for Form 3115.

**Small business taxpayer.** A small business taxpayer is a taxpayer that (a) has average annual gross receipts of \$25 million or less (indexed for inflation) for the 3 prior tax years, and (b) is not a tax shelter (as defined in section 448(d)(3)). See Pub. 538.

**Uniform capitalization rules.** The uniform capitalization rules of section 263A generally require you to capitalize, or include in inventory, certain costs incurred in connection with the following.

- The production of real property and tangible personal property held in inventory or held for sale in the ordinary course of business.
- Real property or personal property (tangible and intangible) acquired for resale.
- The production of real property and tangible personal property for use in its trade or business or in an activity engaged in for profit.

A small business taxpayer (defined above) is not required to capitalize costs under section 263A. See section 263A(i).

See the discussion on section 263A uniform capitalization rules in the instructions for your tax return before completing Form 1125-A. Also see Regulations sections 1.263A-1 through 1.263A-3. See Regulations section 1.263A-4 for rules for property produced in a farming business.

**Investment Credit**

Attach to your tax return.

Go to [www.irs.gov/Form3468](http://www.irs.gov/Form3468) for instructions and the latest information.

Name(s) shown on return

Identifying number

**Part I Information Regarding the Election To Treat the Lessee as the Purchaser of Investment Credit Property**

If you are claiming the investment credit as a lessee based on a section 48(d) (as in effect on November 4, 1990) election, provide the following information. If you acquired more than one property as a lessee, attach a statement showing the information below.

- 1 Name of lessor: \_\_\_\_\_
- 2 Address of lessor: \_\_\_\_\_
- 3 Description of property: \_\_\_\_\_
- 4 Amount for which you were treated as having acquired the property . . . . . \$ \_\_\_\_\_

**Part II Qualifying Advanced Coal Project Credit, Qualifying Gasification Project Credit, Qualifying Advanced Energy Project Credit, and Advanced Manufacturing Investment Credit**

<b>5 Qualifying advanced coal project credit</b> (see instructions):				
<b>a</b>	Qualified investment in integrated gasification combined cycle property placed in service during the tax year for projects described in section 48A(d)(3)(B)(i) . . . . . \$ _____ × 20% (0.20)	<b>5a</b>		
<b>b</b>	Qualified investment in advanced coal-based generation technology property placed in service during the tax year for projects described in section 48A(d)(3)(B)(ii) \$ _____ × 15% (0.15)	<b>5b</b>		
<b>c</b>	Qualified investment in advanced coal-based generation technology property placed in service during the tax year for projects described in section 48A(d)(3)(B)(iii) \$ _____ × 30% (0.30)	<b>5c</b>		
<b>d</b>	Total. Add lines 5a, 5b, and 5c . . . . .		<b>5d</b>	█
<b>6 Qualifying gasification or advanced energy project credit</b> (see instructions):				
<b>a</b>	Qualified investment in property placed in service during the tax year (a) of advanced energy project property or (b) of qualified gasification property for which credits were allocated or reallocated after October 3, 2008, and that includes equipment that separates and sequesters at least 75% of the project's carbon dioxide emissions . . . . . \$ _____ × 30% (0.30)	<b>6a</b>		
<b>b</b>	Qualified investment in property other than in <b>6a</b> above placed in service during the tax year . . . . . \$ █ × 20% (0.20)	<b>6b</b>		
<b>c</b>	Total. Add lines 6a and 6b . . . . .		<b>6c</b>	█
<b>7 Advanced manufacturing investment credit</b> (see instructions):				
	Basis in qualified property as part of an advanced manufacturing facility, placed in service during the tax year and after 2022, the construction of which began after August 9, 2022 . . . . . \$ █ × 25% (0.25)		<b>7</b>	
<b>8</b>	Reserved for future use . . . . .		<b>8</b>	
<b>9</b>	Enter the applicable unused investment credit from cooperatives (see instructions) . . . . .		<b>9</b>	█
<b>10</b>	Add lines 5d, 6c, 7, and 9. Report this amount on Form 3800, Part III, line 1a (see instructions if you entered an amount on line 7) . . . . .		<b>10</b>	█

For Paperwork Reduction Act Notice, see separate instructions.

Cat. No. 12276E

Form **3468** (2022)

**Part III Rehabilitation Credit and Energy Credit**

<b>11 Rehabilitation credit</b> (see instructions for requirements that must be met):			
<b>a</b>	Check this box if you are electing under section 47(d)(5) to take your qualified rehabilitation expenditures into account for the tax year in which paid (or, for self-rehabilitated property, when capitalized). See instructions. <b>Note:</b> This election applies to the current tax year and to all later tax years. You may not revoke this election without IRS consent . . . . . <input type="checkbox"/>		
<b>b</b>	Enter the dates on which the 24- or 60-month measuring period begins _____ and ends _____ .		
<b>c</b>	Enter the adjusted basis of the building as of the beginning date above (or the first day of your holding period, if later) . . . . . \$ _____		
<b>d</b>	Enter the amount of the qualified rehabilitation expenditures incurred, or treated as incurred, during the period on line 11b above . . . . . \$ _____ Enter the amount of qualified rehabilitation expenditures and multiply by the percentage shown:		
<b>e</b>	Pre-1936 buildings under the transition rule (see instructions) . . . \$ _____ × 10% (0.10)	<b>11e</b>	
<b>f</b>	Certified historic structures under the transition rule (see instructions) \$ _____ × 20% (0.20)	<b>11f</b>	
<b>g</b>	Certified historic structures with expenditures paid or incurred after 2017 and not under the transition rule (see instructions) . . . \$ _____ × 4% (0.04)	<b>11g</b>	
<b>Note:</b> This credit is allowed for a 5-year period beginning in the tax year that the qualified rehabilitated building is placed in service. For properties identified on line 11f or 11g, complete lines 11h and 11i.			
<b>h</b>	Enter the assigned NPS project number or the pass-through entity's employer identification number (see instructions) . . . . . _____		
<b>i</b>	Enter the date that the NPS approved the Request for Certification of Completed Work (see instructions) . . . . . _____		
<b>12 Energy credit:</b>			
<b>a</b>	Basis of property using geothermal energy placed in service during the tax year. See instructions . . . . . \$ _____ × 30% (0.30)	<b>12a</b>	
<b>b</b>	Basis of property using solar illumination or solar energy placed in service during the tax year that is attributable to periods after 2005, the construction of which began before 2020 or after 2021 (see instructions) . . . . . \$ _____ × 30% (0.30)	<b>12b</b>	
<b>c</b>	Basis of property using solar illumination or solar energy placed in service during the tax year, the construction of which began in 2020 or 2021 (see instructions) . . . . . \$ _____ × 30% (0.30)	<b>12c</b>	
<b>d</b>	Reserved for future use . . . . .	<b>12d</b>	
<b>Qualified fuel cell property</b> (see instructions):			
<b>e</b>	Basis of property placed in service during the tax year that was acquired after 2005 and before October 4, 2008, and the basis attributable to construction, reconstruction, or erection by the taxpayer after 2005 and before October 4, 2008 . . . . . \$ _____ × 30% (0.30)	<b>12e</b>	
<b>f</b>	Applicable kilowatt capacity of property on line 12e (see instructions) . . . . . _____ × \$1,000	<b>12f</b>	
<b>g</b>	Enter the smaller of line 12e or line 12f . . . . .	<b>12g</b>	
<b>h</b>	Basis of property placed in service during the tax year that is attributable to periods after October 3, 2008, the construction of which began before 2020 or after 2021 . . . \$ _____ × 30% (0.30)	<b>12h</b>	
<b>i</b>	Applicable kilowatt capacity of property on line 12h (see instructions) . . . . . _____ × \$3,000	<b>12i</b>	
<b>j</b>	Enter the smaller of line 12h or line 12i . . . . .	<b>12j</b>	
<b>k</b>	Basis of property placed in service during the tax year, the construction of which began in 2020 or 2021 . . . . . \$ _____ × 30% (0.30)	<b>12k</b>	
<b>l</b>	Applicable kilowatt capacity of property on line 12k (see instructions) . . . . . _____ × \$3,000	<b>12l</b>	
<b>m</b>	Enter the smaller of line 12k or line 12l . . . . .	<b>12m</b>	
<b>n</b>	Reserved for future use . . . . .	<b>12n</b>	
<b>o</b>	Reserved for future use . . . . .	<b>12o</b>	
<b>p</b>	Reserved for future use . . . . .	<b>12p</b>	

**Part III Rehabilitation Credit and Energy Credit (continued)**

<b>Qualified microturbine property</b> (see instructions):				
<b>q</b>	Basis of property placed in service during the tax year that was acquired after 2005, the basis attributable to construction, reconstruction, or erection by the taxpayer after 2005 . . . . .	\$	[red]	× 10% (0.10)
				<b>12q</b>
<b>r</b>	Kilowatt capacity of property on line 12q . . . . .		[red]	× \$200
				<b>12r</b>
<b>s</b>	Enter the smaller of line 12q or line 12r . . . . .			
				<b>12s</b>
<b>Combined heat and power system property</b> (see instructions):				
<b>Caution:</b> You can't claim this credit if the electrical capacity of the property is more than 50 megawatts or has a mechanical energy capacity of more than 67,000 horsepower or an equivalent combination of electrical and mechanical energy capabilities.				
<b>t</b>	Basis of property placed in service during the tax year. See instructions. For property placed in service after 2022, multiply by 30% instead of 10% . . . . .	\$	[red]	× 10% (0.10)
				<b>12t</b>
<b>u</b>	If the electrical capacity of the property is measured in:			
	• Megawatts, divide 15 by the megawatt capacity. Enter 1.0 if the capacity is 15 megawatts or less.			
	• Horsepower, divide 20,000 by the horsepower. Enter 1.0 if the capacity is 20,000 horsepower or less . . . . .		[red]	
				<b>12u</b>
<b>v</b>	Multiply line 12t by line 12u . . . . .			
				<b>12v</b>
<b>Qualified small wind energy property</b> (see instructions):				
<b>w</b>	Basis of property placed in service during the tax year that was acquired after October 3, 2008, and before 2009 and the basis attributable to the construction, reconstruction, or erection by the taxpayer after October 3, 2008, and before 2009 . . . . .	\$	[red]	× 30% (0.30)
				<b>12w</b>
<b>x</b>	Enter the smaller of line 12w or \$4,000 . . . . .			
				<b>12x</b>
<b>y</b>	Basis of property placed in service during the tax year that is attributable to periods after 2008, the construction of which began before 2020 or after 2021 . . . . .	\$	[red]	× 30% (0.30)
				<b>12y</b>
<b>z</b>	Basis of property placed in service during the tax year, the construction of which began in 2020 or 2021 . . . . .	\$	[red]	× 30% (0.30)
				<b>12z</b>
<b>aa</b>	Reserved for future use . . . . .			<b>12aa</b>
<b>Waste energy recovery property:</b>				
<b>bb</b>	Basis of property placed in service during the tax year. See instructions . . . . .	\$	[red]	× 30% (0.30)
				<b>12bb</b>
<b>Geothermal heat pump systems</b> (see instructions):				
<b>cc</b>	Basis of property placed in service during the tax year. See instructions. For property placed in service after 2022, multiply by 30% instead of 10% . . . . .	\$	[red]	× 10% (0.10)
				<b>12cc</b>
<b>Qualified investment credit facility property</b> (see instructions):				
<b>dd</b>	Basis of property placed in service during the tax year . . . . .	\$	[red]	× 30% (0.30)
				<b>12dd</b>
<b>ee</b>	Reserved for future use . . . . .			<b>12ee</b>
<b>ff</b>	Reserved for future use . . . . .			<b>12ff</b>
<b>gg</b>	Reserved for future use . . . . .			<b>12gg</b>
<b>hh</b>	<b>Other energy credits and special adjustments</b> (see instructions) . . . . .			<b>12hh</b>
<b>13</b>	Enter the applicable unused investment credit from cooperatives (see instructions) . . . . .			<b>13</b>
<b>14</b>	Combine lines 11e, 11f, 11g, 12a, 12b, 12c, 12g, 12j, 12m, 12s, 12v, 12x, 12y, 12z, 12bb, 12cc, 12dd, 12hh, and 13. Report this amount on Form 3800, Part III, line 4a . . . . .			<b>14</b>



**Depreciation and Amortization**  
 (Including Information on Listed Property)

OMB No. 1545-0172

**2022**  
 Attachment  
 Sequence No. **179**

Attach to your tax return.  
 Go to [www.irs.gov/Form4562](http://www.irs.gov/Form4562) for instructions and the latest information.

Name(s) shown on return	Business or activity to which this form relates	Identifying number
-------------------------	---	--------------------

**Part I Election To Expense Certain Property Under Section 179**  
**Note:** If you have any listed property, complete Part V before you complete Part I.

1 Maximum amount (see instructions)			1
2 Total cost of section 179 property placed in service (see instructions)			2
3 Threshold cost of section 179 property before reduction in limitation (see instructions)			3
4 Reduction in limitation. Subtract line 3 from line 2. If zero or less, enter -0-			4
5 Dollar limitation for tax year. Subtract line 4 from line 1. If zero or less, enter -0-. If married filing separately, see instructions			5
6 (a) Description of property	(b) Cost (business use only)	(c) Elected cost	
7 Listed property. Enter the amount from line 29	7		
8 Total elected cost of section 179 property. Add amounts in column (c), lines 6 and 7			8
9 Tentative deduction. Enter the <b>smaller</b> of line 5 or line 8			9
10 Carryover of disallowed deduction from line 13 of your 2021 Form 4562			10
11 Business income limitation. Enter the smaller of business income (not less than zero) or line 5. See instructions			11
12 Section 179 expense deduction. Add lines 9 and 10, but don't enter more than line 11			12
13 Carryover of disallowed deduction to 2023. Add lines 9 and 10, less line 12	13		

**Note:** Don't use Part II or Part III below for listed property. Instead, use Part V.

**Part II Special Depreciation Allowance and Other Depreciation (Don't include listed property. See instructions.)**

14 Special depreciation allowance for qualified property (other than listed property) placed in service during the tax year. See instructions			14
15 Property subject to section 168(f)(1) election			15
16 Other depreciation (including ACRS)			16

**Part III MACRS Depreciation (Don't include listed property. See instructions.)**

<b>Section A</b>			
17 MACRS deductions for assets placed in service in tax years beginning before 2022			17
18 If you are electing to group any assets placed in service during the tax year into one or more general asset accounts, check here <input type="checkbox"/>			

**Section B—Assets Placed in Service During 2022 Tax Year Using the General Depreciation System**

(a) Classification of property	(b) Month and year placed in service	(c) Basis for depreciation (business/investment use only—see instructions)	(d) Recovery period	(e) Convention	(f) Method	(g) Depreciation deduction
19a 3-year property						
b 5-year property						
c 7-year property						
d 10-year property						
e 15-year property						
f 20-year property						
g 25-year property			25 yrs.		S/L	
h Residential rental property			27.5 yrs.	MM	S/L	
			27.5 yrs.	MM	S/L	
i Nonresidential real property			39 yrs.	MM	S/L	
				MM	S/L	

**Section C—Assets Placed in Service During 2022 Tax Year Using the Alternative Depreciation System**

20a Class life					S/L	
b 12-year			12 yrs.		S/L	
c 30-year			30 yrs.	MM	S/L	
d 40-year			40 yrs.	MM	S/L	

**Part IV Summary (See instructions.)** **50 YEAR PROP**

21 Listed property. Enter amount from line 28			21
22 <b>Total.</b> Add amounts from line 12, lines 14 through 17, lines 19 and 20 in column (g), and line 21. Enter here and on the appropriate lines of your return. Partnerships and S corporations—see instructions			22
23 For assets shown above and placed in service during the current year, enter the portion of the basis attributable to section 263A costs	23		

**Part V Listed Property** (Include automobiles, certain other vehicles, certain aircraft, and property used for entertainment, recreation, or amusement.)

**Note:** For any vehicle for which you are using the standard mileage rate or deducting lease expense, complete **only** 24a, 24b, columns (a) through (c) of Section A, all of Section B, and Section C if applicable.

**Section A—Depreciation and Other Information (Caution: See the instructions for limits for passenger automobiles.)**

24a Do you have evidence to support the business/investment use claimed? <input type="checkbox"/> Yes <input type="checkbox"/> No							24b If "Yes," is the evidence written? <input type="checkbox"/> Yes <input type="checkbox"/> No		
(a) Type of property (list vehicles first)	(b) Date placed in service	(c) Business/investment use percentage	(d) Cost or other basis	(e) Basis for depreciation (business/investment use only)	(f) Recovery period	(g) Method/Convention	(h) Depreciation deduction	(i) Elected section 179 cost	
25 Special depreciation allowance for qualified listed property placed in service during the tax year and used more than 50% in a qualified business use. See instructions .							25		
26 Property used more than 50% in a qualified business use:									
		%							
		%							
		%							
27 Property used 50% or less in a qualified business use:									
		%				S/L -			
		%				S/L -			
		%				S/L -			
28 Add amounts in column (h), lines 25 through 27. Enter here and on line 21, page 1 .							28		
29 Add amounts in column (i), line 26. Enter here and on line 7, page 1 . . . . .								29	

**Section B—Information on Use of Vehicles**

Complete this section for vehicles used by a sole proprietor, partner, or other "more than 5% owner," or related person. If you provided vehicles to your employees, first answer the questions in Section C to see if you meet an exception to completing this section for those vehicles.

	(a) Vehicle 1		(b) Vehicle 2		(c) Vehicle 3		(d) Vehicle 4		(e) Vehicle 5		(f) Vehicle 6	
	Yes	No	Yes	No	Yes	No	Yes	No	Yes	No	Yes	No
30 Total business/investment miles driven during the year ( <b>don't</b> include commuting miles) .												
31 Total commuting miles driven during the year												
32 Total other personal (noncommuting) miles driven . . . . .												
33 Total miles driven during the year. Add lines 30 through 32 . . . . .												
34 Was the vehicle available for personal use during off-duty hours? . . . . .												
35 Was the vehicle used primarily by a more than 5% owner or related person? . . .												
36 Is another vehicle available for personal use?												

**Section C—Questions for Employers Who Provide Vehicles for Use by Their Employees**

Answer these questions to determine if you meet an exception to completing Section B for vehicles used by employees who aren't more than 5% owners or related persons. See instructions.

	Yes	No
37 Do you maintain a written policy statement that prohibits all personal use of vehicles, including commuting, by your employees? . . . . .		
38 Do you maintain a written policy statement that prohibits personal use of vehicles, except commuting, by your employees? See the instructions for vehicles used by corporate officers, directors, or 1% or more owners . . .		
39 Do you treat all use of vehicles by employees as personal use? . . . . .		
40 Do you provide more than five vehicles to your employees, obtain information from your employees about the use of the vehicles, and retain the information received? . . . . .		
41 Do you meet the requirements concerning qualified automobile demonstration use? See instructions . . . . .		
<b>Note:</b> If your answer to 37, 38, 39, 40, or 41 is "Yes," don't complete Section B for the covered vehicles.		

**Part VI Amortization**

(a) Description of costs	(b) Date amortization begins	(c) Amortizable amount	(d) Code section	(e) Amortization period or percentage	(f) Amortization for this year
42 Amortization of costs that begins during your 2022 tax year (see instructions):					
179 Organizational Expenditures for Partnerships; 59(e) Optional write-off of certain tax preferences; 194 Qualified forestation and reforestation costs; (more below)					
43 Amortization of costs that began before your 2022 tax year . . . . .				43	
44 <b>Total.</b> Add amounts in column (f). See the instructions for where to report . . . . .				44	

178 The cost of acquiring a lease; 195 Business start-up expenditures; 174 Research and experimental expenditures; 197 Various intangibles; 169 Pollution control facilities; 167(h) Certain Geophysical Expenditures; 171 Taxable Bonds Premiums (after 8/8/05); 248 Corporate Organizational Expenditures; 1400I Qualified Revitalization Expenditures; Unidentified Amortization



**Sales of Business Property**  
**(Also Involuntary Conversions and Recapture Amounts Under Sections 179 and 280F(b)(2))**

Department of the Treasury  
Internal Revenue Service

Attach to your tax return.  
Go to [www.irs.gov/Form4797](http://www.irs.gov/Form4797) for instructions and the latest information.

Attachment  
Sequence No. **27**

Name(s) shown on return	Identifying number
-------------------------	--------------------

<b>1a</b> Enter the gross proceeds from sales or exchanges reported to you for 2022 on Form(s) 1099-B or 1099-S (or substitute statement) that you are including on line 2, 10, or 20. See instructions . . . . .	<b>1a</b>	█
<b>b</b> Enter the total amount of gain that you are including on lines 2, 10, and 24 due to the partial dispositions of MACRS assets . . . . .	<b>1b</b>	█
<b>c</b> Enter the total amount of loss that you are including on lines 2 and 10 due to the partial dispositions of MACRS assets . . . . .	<b>1c</b>	█

**Part I Sales or Exchanges of Property Used in a Trade or Business and Involuntary Conversions From Other Than Casualty or Theft—Most Property Held More Than 1 Year** (see instructions)

2	(a) Description of property	(b) Date acquired (mo., day, yr.)	(c) Date sold (mo., day, yr.)	(d) Gross sales price	(e) Depreciation allowed or allowable since acquisition	(f) Cost or other basis, plus improvements and expense of sale	(g) Gain or (loss) Subtract (f) from the sum of (d) and (e)
							gain** █
							loss** █

<b>3</b> Gain, if any, from Form 4684, line 39 . . . . .	<b>3</b>	█
<b>4</b> Section 1231 gain from installment sales from Form 6252, line 26 or 37 . . . . .	<b>4</b>	█
<b>5</b> Section 1231 gain or (loss) from like-kind exchanges from Form 8824 . . . . .	<b>5</b>	█
<b>6</b> Gain, if any, from line 32, from other than casualty or theft . . . . .	<b>6</b>	█
<b>7</b> Combine lines 2 through 6. Enter the gain or (loss) here and on the appropriate line as follows . . . . .	<b>7</b>	█

**Partnerships and S corporations.** Report the gain or (loss) following the instructions for Form 1065, Schedule K, line 10, or Form 1120-S, Schedule K, line 9. Skip lines 8, 9, 11, and 12 below.

**Individuals, partners, S corporation shareholders, and all others.** If line 7 is zero or a loss, enter the amount from line 7 on line 11 below and skip lines 8 and 9. If line 7 is a gain and you didn't have any prior year section 1231 losses, or they were recaptured in an earlier year, enter the gain from line 7 as a long-term capital gain on the Schedule D filed with your return and skip lines 8, 9, 11, and 12 below.

<b>8</b> Nonrecaptured net section 1231 losses from prior years. See instructions . . . . .	<b>8</b>	█
<b>9</b> Subtract line 8 from line 7. If zero or less, enter -0-. If line 9 is zero, enter the gain from line 7 on line 12 below. If line 9 is more than zero, enter the amount from line 8 on line 12 below and enter the gain from line 9 as a long-term capital gain on the Schedule D filed with your return. See instructions. . . . .	<b>9</b>	█

**Part II Ordinary Gains and Losses** (see instructions)

<b>10</b> Ordinary gains and losses not included on lines 11 through 16 (include property held 1 year or less):		
		gain** █
		loss** █

<b>11</b> Loss, if any, from line 7 . . . . .	<b>11</b>	█
<b>12</b> Gain, if any, from line 7 or amount from line 8, if applicable . . . . .	<b>12</b>	█
<b>13</b> Gain, if any, from line 31 . . . . .	<b>13</b>	█
<b>14</b> Net gain or (loss) from Form 4684, lines 31 and 38a . . . . .	<b>14</b>	█
<b>15</b> Ordinary gain from installment sales from Form 6252, line 25 or 36 . . . . .	<b>15</b>	█
<b>16</b> Ordinary gain or (loss) from like-kind exchanges from Form 8824 . . . . .	<b>16</b>	█
<b>17</b> Combine lines 10 through 16. . . . .	<b>17</b>	█

<b>18</b> For all except individual returns, enter the amount from line 17 on the appropriate line of your return and skip lines a and b below. For individual returns, complete lines a and b below.		
<b>a</b> If the loss on line 11 includes a loss from Form 4684, line 35, column (b)(ii), enter that part of the loss here. Enter the loss from income-producing property on Schedule A (Form 1040), line 16. (Do not include any loss on property used as an employee.) Identify as from "Form 4797, line 18a." See instructions . . . . .	<b>18a</b>	█
<b>b</b> Redetermine the gain or (loss) on line 17 excluding the loss, if any, on line 18a. Enter here and on Schedule 1 (Form 1040), Part I, line 4 . . . . .	<b>18b</b>	█

For Paperwork Reduction Act Notice, see separate instructions.

Cat. No. 130861

Form **4797** (2022)

**\*\*These items will show as one entry on the editing screen.**

## Work Opportunity Credit

OMB No. 1545-0219

▶ **Attach to your tax return.**  
 ▶ **Go to [www.irs.gov/Form5884](http://www.irs.gov/Form5884) for instructions and the latest information.**

Attachment  
 Sequence No. **884**

Name(s) shown on return	Identifying number
<p><b>1</b> Enter on the applicable line below the total qualified first- or second-year wages paid or incurred during the tax year, and multiply by the percentage shown, for services of employees who are certified as members of a targeted group.</p> <p><b>a</b> Qualified first-year wages of employees who worked for you at least 120 hours but fewer than 400 hours . . . \$ <span style="background-color: red; color: black;">[REDACTED]</span> × 25% (0.25)</p> <p><b>b</b> Qualified first-year wages of employees who worked for you at least 400 hours . . . . . \$ <span style="background-color: red; color: black;">[REDACTED]</span> × 40% (0.40)</p> <p><b>c</b> Qualified second-year wages of employees certified as long-term family assistance recipients . . . . . \$ <span style="background-color: red; color: black;">[REDACTED]</span> × 50% (0.50)</p>	<p><b>1a</b></p> <hr/> <p><b>1b</b></p> <hr/> <p><b>1c</b></p>
<p><b>2</b> Add lines 1a, 1b, and 1c. See instructions for the adjustment you must make to your deduction for salaries and wages . . . . .</p>	<p><b>2</b> <span style="background-color: red; color: black;">[REDACTED]</span></p>
<p><b>3</b> Work opportunity credit from partnerships, S corporations, cooperatives, estates, and trusts (see instructions) . . . . .</p>	<p><b>3</b> <span style="background-color: red; color: black;">[REDACTED]</span></p>
<p><b>4</b> Add lines 2 and 3. Cooperatives, estates, and trusts, go to line 5. Partnerships and S corporations, stop here and report this amount on Schedule K. All others, stop here and report this amount on Form 3800, Part III, line 4b . . . . .</p>	<p><b>4</b> <span style="background-color: red; color: black;">[REDACTED]</span></p>
<p><b>5</b> Amount allocated to patrons of the cooperative or beneficiaries of the estate or trust (see instructions) . . . . .</p>	<p><b>5</b></p>
<p><b>6</b> Cooperatives, estates, and trusts, subtract line 5 from line 4. Report this amount on Form 3800, Part III, line 4b . . . . .</p>	<p><b>6</b></p>

**For Paperwork Reduction Act Notice, see separate instructions.**

Cat. No. 13570D

Form **5884** (Rev. 3-2021)

## Employee Retention Credit for Employers Affected by Qualified Disasters

▶ **Attach to your tax return.**  
 ▶ Go to [www.irs.gov/Form5884A](http://www.irs.gov/Form5884A) for instructions and the latest information.

OMB No. 1545-1978

Attachment  
 Sequence No. **884A**

Name(s) shown on return			Identifying number
<b>1a</b> Employers affected by a 2018 through 2019 qualified disaster, enter the total qualified wages paid or incurred during the applicable period while the business was inoperable. See instructions . . . . .	<b>1a</b>	█	
<b>b</b> Employers affected by a 2020 qualified disaster, enter the total qualified wages paid or incurred during the applicable period while the business was inoperable. See instructions . . . . .	<b>1b</b>	█	
<b>c</b> Add amounts from lines 1a and 1b . . . . .	<b>1c</b>	█	
<b>2</b> Multiply line 1c by 40% (0.40). See instructions for the adjustment you must make to your deduction for salaries and wages . . . . .	<b>2</b>	█	
<b>3</b> Employee retention credit from partnerships, S corporations, cooperatives, estates, and trusts (see instructions) . . . . .	<b>3</b>	█	
<b>4</b> Add lines 2 and 3. Cooperatives, estates, and trusts, go to line 5. Partnerships and S corporations, stop here and report this amount on Schedule K. All others, stop here and report this amount on Form 3800, Part III, line 1aa . . . . .	<b>4</b>	█	
<b>5</b> Amount allocated to patrons of the cooperative or beneficiaries of the estate or trust (see instructions) . . . . .	<b>5</b>		
<b>6</b> Cooperatives, estates, and trusts, subtract line 5 from line 4. Report this amount on Form 3800, Part III, line 1aa . . . . .	<b>6</b>		

**For Paperwork Reduction Act Notice, see separate instructions.**

Cat. No. 47425B

Form **5884-A** (Rev. 3-2021)

**Credit for Increasing Research Activities**

► **Attach to your tax return.**  
► Go to [www.irs.gov/Form6765](http://www.irs.gov/Form6765) for instructions and the latest information.

Name(s) shown on return	Identifying number
-------------------------	--------------------

**Section A—Regular Credit.** Skip this section and go to Section B if you are electing or previously elected (and are not revoking) the alternative simplified credit.

1	Certain amounts paid or incurred to energy consortia (see instructions) . . . . .		<b>1</b>	
2	Basic research payments to qualified organizations (see instructions) . . . . .	2		
3	Qualified organization base period amount . . . . .	3		
4	Subtract line 3 from line 2. If zero or less, enter -0-		<b>4</b>	
5	Wages for qualified services (do not include wages used in figuring the work opportunity credit) . . . . .	5		
6	Cost of supplies . . . . .	6		
7	Rental or lease costs of computers (see instructions) . . . . .	7		
8	Enter the applicable percentage of contract research expenses. See instructions	8		
9	Total qualified research expenses. Add lines 5 through 8 . . . . .	9		
10	Enter fixed-base percentage, but not more than 16% (0.16) (see instructions)	10	%	
11	Enter average annual gross receipts. See instructions . . . . .	11		
12	Multiply line 11 by the percentage on line 10 . . . . .	12		
13	Subtract line 12 from line 9. If zero or less, enter -0-	13		
14	Multiply line 9 by 50% (0.50) . . . . .	14		
15	Enter the <b>smaller</b> of line 13 or line 14 . . . . .		<b>15</b>	
16	Add lines 1, 4, and 15 . . . . .		<b>16</b>	
17	Are you electing the reduced credit under section 280C? ► Yes <input type="checkbox"/> No <input type="checkbox"/> If “Yes,” multiply line 16 by 15.8% (0.158). If “No,” multiply line 16 by 20% (0.20) and see the instructions for the statement that must be attached. Members of controlled groups or businesses under common control, see instructions for the statement that must be attached . . . . .		<b>17</b>	

**Section B—Alternative Simplified Credit.** Skip this section if you are completing Section A.

18	Certain amounts paid or incurred to energy consortia (see the line 1 instructions) . . . . .		<b>18</b>	
19	Basic research payments to qualified organizations (see the line 2 instructions) . . . . .	19		
20	Qualified organization base period amount (see the line 3 instructions) . . . . .	20		
21	Subtract line 20 from line 19. If zero or less, enter -0-		<b>21</b>	
22	Add lines 18 and 21 . . . . .		<b>22</b>	
23	Multiply line 22 by 20% (0.20) . . . . .		<b>23</b>	
24	Wages for qualified services (do not include wages used in figuring the work opportunity credit) . . . . .	24		
25	Cost of supplies . . . . .	25		
26	Rental or lease costs of computers (see the line 7 instructions) . . . . .	26		
27	Enter the applicable percentage of contract research expenses. See the line 8 instructions . . . . .	27		
28	Total qualified research expenses. Add lines 24 through 27 . . . . .	28		
29	Enter your total qualified research expenses for the prior 3 tax years. If you had no qualified research expenses in any one of those years, skip lines 30 and 31	29		
30	Divide line 29 by 6.0 . . . . .	30		
31	Subtract line 30 from line 28. If zero or less, enter -0-	31		
32	Multiply line 31 by 14% (0.14). If you skipped lines 30 and 31, multiply line 28 by 6% (0.06) . . . . .		<b>32</b>	
33	Add lines 23 and 32 . . . . .		<b>33</b>	
34	Are you electing the reduced credit under section 280C? ► Yes <input type="checkbox"/> No <input type="checkbox"/> If “Yes,” multiply line 33 by 79% (0.79). If “No,” enter the amount from line 33 and see the line 17 instructions for the statement that must be attached. Members of controlled groups or businesses under common control, see instructions for the statement that must be attached . . . . .		<b>34</b>	

**Section C—Current Year Credit**

<b>35</b>	Enter the portion of the credit from Form 8932, line 2, that is attributable to wages that were also used to figure the credit on line 17 or line 34 (whichever applies) . . . . .	<b>35</b>	
<b>36</b>	Subtract line 35 from line 17 or line 34 (whichever applies). If zero or less, enter -0- . . . . .	<b>36</b>	
<b>37</b>	Credit for increasing research activities from partnerships, S corporations, estates, and trusts . . . . .	<b>37</b>	
<b>38</b>	Add lines 36 and 37 . . . . . <ul style="list-style-type: none"> <li>• Estates and trusts, go to line 39.</li> <li>• Partnerships and S corporations not electing the payroll tax credit, stop here and report this amount on Schedule K.</li> <li>• Partnerships and S corporations electing the payroll tax credit, complete Section D and report on Schedule K the amount on this line reduced by the amount on line 44.</li> <li>• Eligible small businesses, stop here and report the credit on Form 3800, Part III, line 4i. See instructions for the definition of eligible small business.</li> <li>• Filers other than eligible small businesses, stop here and report the credit on Form 3800, Part III, line 1c.</li> </ul> <b>Note:</b> Qualified small business filers, other than partnerships and S corporations, electing the payroll tax credit must complete Form 3800 before completing Section D.	<b>38</b>	
<b>39</b>	Amount allocated to beneficiaries of the estate or trust (see instructions) . . . . .	<b>39</b>	
<b>40</b>	Estates and trusts, subtract line 39 from line 38. For eligible small businesses, report the credit on Form 3800, Part III, line 4i. See instructions. For filers other than eligible small businesses, report the credit on Form 3800, Part III, line 1c . . . . .	<b>40</b>	

**Section D—Qualified Small Business Payroll Tax Election and Payroll Tax Credit.** Skip this section if the payroll tax election does not apply. See instructions.

<b>41</b>	Check this box if you are a qualified small business electing the payroll tax credit. See instructions <span style="color: red;">■</span>		
<b>42</b>	Enter the portion of line 36 elected as a payroll tax credit (do not enter more than \$250,000). See instructions . . . . .	<b>42</b>	
<b>43</b>	General business credit carryforward from the current year (see instructions). Partnerships and S corporations, skip this line and go to line 44 . . . . .	<b>43</b>	
<b>44</b>	Partnerships and S corporations, enter the smaller of line 36 or line 42. All others, enter the smallest of line 36, line 42, or line 43. Enter here and on the applicable line of Form 8974, Part 1, column (e). Members of controlled groups or businesses under common control, see instructions for the statement that must be attached . . . . .	<b>44</b>	

## Orphan Drug Credit

▶ Go to [www.irs.gov/Form8820](http://www.irs.gov/Form8820) for the latest information.  
 ▶ Attach to your tax return.

OMB No. 1545-1505

Attachment  
 Sequence No. **103**

Name(s) shown on return

Identifying number

### Part I Current Year Credit

<p><b>1</b> Qualified clinical testing expenses paid or incurred during the tax year (see instructions) . . . . .</p>	<b>1</b>	█	
<p><b>2a</b> Are you electing the reduced credit under section 280C? ▶ <input type="checkbox"/> Yes <input type="checkbox"/> No          If "Yes," multiply line 1 by 19.75% (0.1975). If "No," multiply line 1 by 25% (0.25) and see the instructions for the statement that must be attached. Members of controlled groups or businesses under common control, see instructions for the statement that must be attached . . . . .</p>	<b>2a</b>	█	
<p><b>b</b> Enter the portion of the credit from Form 8932, line 2, that is attributable to wages that were also used to figure the credit on line 2a above . . . . .</p>	<b>2b</b>	█	
<p><b>c</b> Subtract line 2b from line 2a. If zero or less, enter -0- . . . . .</p>	<b>2c</b>	█	
<p><b>3</b> Orphan drug credit from partnerships, S corporations, estates, or trusts . . . . .</p>	<b>3</b>	█	
<p><b>4</b> Add lines 2c and 3. Estates and trusts, go to line 5. Partnerships and S corporations, report this amount on Schedule K. All others, report this amount on Form 3800, Part III, line 1h . . . . .</p>	<b>4</b>	█	
<p><b>5</b> Amount allocated to the beneficiaries of the estate or trust (see instructions) . . . . .</p>	<b>5</b>		
<p><b>6</b> Estates and trusts. Subtract line 5 from line 4. Report this amount on Form 3800, Part III, line 1h . . . . .</p>	<b>6</b>		

**For Paperwork Reduction Act Notice, see instructions.**

Cat. No. 11208S

Form **8820** (Rev. 9-2018)

**Like-Kind Exchanges**  
 (and section 1043 conflict-of-interest sales)  
 Attach to your tax return.

Go to [www.irs.gov/Form8824](http://www.irs.gov/Form8824) for instructions and the latest information.

Name(s) shown on tax return

Identifying number

**Part I Information on the Like-Kind Exchange**

**Note:** Only real property should be described on lines 1 and 2. If the property described on line 1 or line 2 is real property located outside the United States, indicate the country.

- 1 Description of like-kind property given up:  
 -----  
 -----
- 2 Description of like-kind property received:  
 -----  
 -----
- |   |   |   |            |
|---|---|---|------------|
| 3 | Date like-kind property given up was originally acquired (month, day, year) . . . . .   | 3 | MM/DD/YYYY |
| 4 | Date you actually transferred your property to the other party (month, day, year) . . . . .   | 4 | MM/DD/YYYY |
| 5 | Date like-kind property you received was identified by written notice to another party (month, day, year). See instructions for 45-day written identification requirement . . . . . | 5 | MM/DD/YYYY |
| 6 | Date you actually received the like-kind property from other party (month, day, year). See instructions   | 6 | MM/DD/YYYY |
- 7 Was the exchange of the property given up or received made with a related party, either directly or indirectly (such as through an intermediary)? See instructions. If "Yes," complete Part II. If "No," go to Part III . . .  **Yes**  **No**

**Note:** Do not file this form if a related party sold property into the exchange, directly or indirectly (such as through an intermediary); that property became your replacement property; and none of the exceptions on line 11 applies to the exchange. Instead, report the disposition of the property as if the exchange had been a sale. If one of the exceptions on line 11 applies to the exchange, complete Part II.

**Part II Related Party Exchange Information**

8	Name of related party	Relationship to you	Related party's identifying number
---	-----------------------	---------------------	------------------------------------

Address (no., street, and apt., room, or suite no.; city or town; state; and ZIP code)

- 9 During this tax year (and before the date that is 2 years after the last transfer of property that was part of the exchange), did the related party sell or dispose of any part of the like-kind property received from you (or an intermediary) in the exchange? . . . . .  **Yes**  **No**
- 10 During this tax year (and before the date that is 2 years after the last transfer of property that was part of the exchange), did you sell or dispose of any part of the like-kind property you received? . . . . .  **Yes**  **No**

*If both lines 9 and 10 are "No" and this is the year of the exchange, go to Part III. If both lines 9 and 10 are "No" and this is **not** the year of the exchange, stop here. If either line 9 or line 10 is "Yes," complete Part III and report on this year's tax return the deferred gain or (loss) from line 24 **unless** one of the exceptions on line 11 applies.*

- 11 If one of the exceptions below applies to the disposition, check the applicable box.
- a  The disposition was after the death of either of the related parties.
- b  The disposition was an involuntary conversion, and the threat of conversion occurred after the exchange.
- c  You can establish to the satisfaction of the IRS that neither the exchange nor the disposition had tax avoidance as one of its principal purposes. If this box is checked, attach an explanation. See instructions.

Name(s) shown on tax return. Do not enter name and social security number if shown on other side.

Your social security number

**Part III Realized Gain or (Loss), Recognized Gain, and Basis of Like-Kind Property Received**

**Caution:** If you transferred and received (a) more than one group of like-kind properties, or (b) cash or other (not like-kind) property, see **Reporting of multi-asset exchanges** in the instructions.

**Multi-Asset Exchange Indicator**

**Note:** Complete lines 12 through 14 **only** if you gave up property that was not like-kind. Otherwise, go to line 15.

12	Fair market value (FMV) of other property given up. See instructions . . . . .	12		
13	Adjusted basis of other property given up . . . . .	13		
14	Gain or (loss) recognized on other property given up. Subtract line 13 from line 12. Report the gain or (loss) in the same manner as if the exchange had been a sale . . . . .	14		
<b>Caution:</b> If the property given up was used previously or partly as a home, see <b>Property used as home</b> in the instructions.				
15	Cash received, FMV of other property received, plus net liabilities assumed by other party, reduced (but not below zero) by any exchange expenses you incurred. See instructions . . . . .	15		
16	FMV of like-kind property you received . . . . .	16		
17	Add lines 15 and 16 . . . . .	17		
18	Adjusted basis of like-kind property you gave up, net amounts paid to other party, plus any exchange expenses <b>not</b> used on line 15. See instructions . . . . .	18		
19	<b>Realized gain or (loss).</b> Subtract line 18 from line 17 . . . . .	19		
20	Enter the smaller of line 15 or line 19, but not less than zero . . . . .	20		
21	Ordinary income under recapture rules. Enter here and on Form 4797, line 16. See instructions . . . . .	21		
22	Subtract line 21 from line 20. If zero or less, enter -0-. If more than zero, enter here and on Schedule D or Form 4797, unless the installment method applies. See instructions . . . . .	22		
23	<b>Recognized gain.</b> Add lines 21 and 22 . . . . .	23		
24	Deferred gain or (loss). Subtract line 23 from line 19. If a related party exchange, see instructions . . . . .	24		
25	<b>Basis of like-kind property received.</b> Subtract line 15 from the sum of lines 18 and 23. See instructions . . . . .	25		

**Part IV Deferral of Gain From Section 1043 Conflict-of-Interest Sales**

**Note:** This part is to be used **only** by officers or employees of the executive branch of the federal government or judicial officers of the federal government (including certain spouses, minor or dependent children, and trustees as described in section 1043) for reporting nonrecognition of gain under section 1043 on the sale of property to comply with the conflict-of-interest requirements. This part can be used **only** if the cost of the replacement property is more than the basis of the divested property.

26	Enter the number from the upper right corner of your certificate of divestiture. ( <b>Do not</b> attach a copy of your certificate. Keep the certificate with your records.) . . . . .			
27	Description of divested property _____			
28	Description of replacement property _____			
29	Date divested property was sold (month, day, year) . . . . .	29		MM/DD/YYYY
30	Sales price of divested property. See instructions . . . . .	30		
31	Basis of divested property . . . . .	31		
32	<b>Realized gain.</b> Subtract line 31 from line 30 . . . . .	32		
33	Cost of replacement property purchased within 60 days after date of sale . . . . .	33		
34	Subtract line 33 from line 30. If zero or less, enter -0- . . . . .	34		
35	Ordinary income under recapture rules. Enter here and on Form 4797, line 10. See instructions . . . . .	35		
36	Subtract line 35 from line 34. If zero or less, enter -0-. If more than zero, enter here and on Schedule D or Form 4797. See instructions . . . . .	36		
37	<b>Deferred gain.</b> Subtract the sum of lines 35 and 36 from line 32 . . . . .	37		
38	<b>Basis of replacement property.</b> Subtract line 37 from line 33 . . . . .	38		



## Rental Real Estate Income and Expenses of a Partnership or an S Corporation

▶ Attach to Form 1065 or Form 1120S.

▶ Go to [www.irs.gov/Form8825](http://www.irs.gov/Form8825) for the latest information.

Name	Employer identification number
------	--------------------------------

<b>1</b>	Show the type and address of each property. For each rental real estate property listed, report the number of days rented at fair rental value and days with personal use. See instructions. See page 2 to list additional properties.			
	Physical address of each property—street, city, state, ZIP code	Type—Enter code 1–8; see page 2 for list	Fair Rental Days	Personal Use Days
<b>A</b>	.....			
<b>B</b>	.....			
<b>C</b>	<b>Count of the Total Number of Properties</b>			
<b>D</b>	.....			

		Properties					
		A	B	C	D		
<b>2</b> Gross rents . . . . .	<b>2</b>						
<b>Rental Real Estate Expenses</b>							
<b>3</b> Advertising . . . . .	<b>3</b>						
<b>4</b> Auto and travel . . . . .	<b>4</b>						
<b>5</b> Cleaning and maintenance . . . . .	<b>5</b>						
<b>6</b> Commissions . . . . .	<b>6</b>						
<b>7</b> Insurance . . . . .	<b>7</b>						
<b>8</b> Legal and other professional fees	<b>8</b>						
<b>9</b> Interest (see instructions) . . . . .	<b>9</b>	<b>Lines 2 through 17 are a total for all properties.</b>					
<b>10</b> Repairs . . . . .	<b>10</b>						
<b>11</b> Taxes . . . . .	<b>11</b>						
<b>12</b> Utilities . . . . .	<b>12</b>						
<b>13</b> Wages and salaries . . . . .	<b>13</b>						
<b>14</b> Depreciation (see instructions)	<b>14</b>						
<b>15</b> Other (list) ▶ .....	<b>15</b>						
.....							
.....							
<b>16</b> Total expenses for each property. Add lines 3 through 15 . . . . .	<b>16</b>						
<b>17</b> Income or (loss) from each property. Subtract line 16 from line 2 . . . . .	<b>17</b>						
<b>18a</b> Total gross rents. Add gross rents from line 2, columns A through H . . . . .	<b>18a</b>						
<b>b</b> Total expenses. Add total expenses from line 16, columns A through H . . . . .	<b>18b</b> (						)
<b>19</b> Net gain (loss) from Form 4797, Part II, line 17, from the disposition of property from rental real estate activities . . . . .	<b>19</b>						
<b>20a</b> Net income (loss) from rental real estate activities from partnerships, estates, and trusts in which this partnership or S corporation is a partner or beneficiary (from Schedule K-1) . . . . .	<b>20a</b>						
<b>b</b> Identify below the partnerships, estates, or trusts from which net income (loss) is shown on line 20a. Attach a schedule if more space is needed.							
<b>(1)</b> Name							
.....							
.....							
.....							
<b>(2)</b> Employer identification number							
.....							
.....							
<b>21</b> Net rental real estate income (loss). Combine lines 18a through 20a. Enter the result here and on: . . . . .	<b>21</b>						
• <b>Form 1065 or 1120S:</b> Schedule K, line 2							

## Empowerment Zone Employment Credit

OMB No. 1545-1444

▶ **Attach to your tax return.**

▶ **Go to [www.irs.gov/Form8844](http://www.irs.gov/Form8844) for instructions and the latest information.**

Attachment  
 Sequence No. **99**

Name(s) shown on return	Identifying number
<b>1</b> Enter the total qualified empowerment zone wages paid or incurred during the current year (see instructions) . . . . .	<b>1</b> <span style="float: right; color: red;">■</span>
<b>2</b> Multiply line 1 by 20% (0.20). See instructions for the adjustment you must make to the deduction for salaries and wages . . . . .	<b>2</b> <span style="float: right; color: red;">■</span>
<b>3</b> Empowerment zone employment credit from partnerships, S corporations, cooperatives, estates, and trusts . . . . .	<b>3</b> <span style="float: right; color: red;">■</span>
<b>4</b> Add lines 2 and 3. Cooperatives, estates, and trusts, go to line 5. Partnerships and S corporations, stop here and report this amount on Schedule K. All others, stop here and report this amount on Form 3800, Part III, line 3 . . . . .	<b>4</b> <span style="float: right; color: red;">■</span>
<b>5</b> Amount allocated to patrons of the cooperative or beneficiaries of the estate or trust (see instructions)	<b>5</b>
<b>6</b> Cooperatives, estates, and trusts, subtract line 5 from line 4. Report this amount on Form 3800, Part III, line 3 . . . . .	<b>6</b>

**For Paperwork Reduction Act Notice, see separate instructions.**

Cat. No. 16145S

Form **8844** (Rev. 3-2020)

## Indian Employment Credit

OMB No. 1545-0123

▶ **Attach to your tax return.**

▶ **Go to [www.irs.gov/Form8845](http://www.irs.gov/Form8845) for instructions and the latest information.**

Attachment  
 Sequence No. **113**

Name(s) shown on return	Identifying number
<b>1</b> Total of qualified wages and qualified employee health insurance costs paid or incurred during the tax year . . . . .	<b>1</b> <span style="float: right;">█</span>
<b>2</b> Calendar year 1993 qualified wages and qualified employee health insurance costs (see instructions). If none, enter -0- . . . . .	<b>2</b> <span style="float: right;">█</span>
<b>3</b> Incremental increase. Subtract line 2 from line 1. If zero or less, enter -0- . . . . .	<b>3</b>
<b>4</b> Multiply line 3 by 20% (0.20). See instructions for the adjustment you must make to your deduction for salaries and wages . . . . .	<b>4</b>
<b>5</b> Indian employment credit from partnerships, S corporations, cooperatives, estates, and trusts . . . . .	<b>5</b>
<b>6</b> Add lines 4 and 5. Cooperatives, estates, and trusts, go to line 7. Partnerships and S corporations, stop here and report this amount on Schedule K. All others, stop here and report this amount on Form 3800, Part III, line 1g . . . . .	<b>6</b> <span style="float: right;">█</span>
<b>7</b> Amount allocated to patrons of the cooperative or beneficiaries of the estate or trust (see instructions)	<b>7</b>
<b>8</b> Cooperatives, estates, and trusts, subtract line 7 from line 6. Report this amount on Form 3800, Part III, line 1g . . . . .	<b>8</b>

**For Paperwork Reduction Act Notice, see separate instructions.**

Cat. No. 16146D

Form **8845** (Rev. 1-2022)

**Credit for Employer Social Security and Medicare Taxes  
 Paid on Certain Employee Tips**  
 Attach to your tax return.  
 Go to [www.irs.gov/Form8846](http://www.irs.gov/Form8846) for the latest information.

Name(s) shown on return	Identifying number
-------------------------	--------------------

**Note:** Claim this credit **only** for employer social security and Medicare taxes paid by a food or beverage employer where tipping is customary for providing food or beverages. See the instructions for line 1.

1 Tips received by employees for services on which you paid or incurred employer social security and Medicare taxes during the tax year (see instructions) . . . . .	<b>1</b>	
2 Tips not subject to the credit provisions (see instructions) . . . . .	<b>2</b>	
3 Creditable tips. Subtract line 2 from line 1 . . . . .	<b>3</b>	
4 Multiply line 3 by 7.65% (0.0765). If you had any tipped employees whose wages (including tips) exceeded \$147,000, see instructions and check here . . . . . <input type="checkbox"/>	<b>4</b>	
5 Credit for employer social security and Medicare taxes paid on certain employee tips from partnerships and S corporations . . . . .	<b>5</b>	
6 Add lines 4 and 5. Partnerships and S corporations, report this amount on Schedule K. All others, report this amount on Form 3800, Part III, line 4f . . . . .	<b>6</b>	

**Biodiesel, Renewable Diesel, or Sustainable Aviation Fuels Credit**

OMB No. 1545-1924

Attach to your tax return.

Attachment Sequence No. **141**

Go to [www.irs.gov/Form8864](http://www.irs.gov/Form8864) for instructions and the latest information.

Name(s) shown on return	Identifying number
-------------------------	--------------------

**Caution:** You cannot claim any amounts on Form 8864 that you claimed (or will claim) on Form 720 (Schedule C), Form 8849, or Form 4136.

The sustainable aviation fuel credit is only available for fuel produced after 2022.

**Biodiesel or renewable diesel mixtures.** Claimant produced a mixture by mixing biodiesel with diesel fuel, or produced a mixture by mixing renewable diesel with liquid fuel (other than renewable diesel). The biodiesel used to produce the biodiesel mixture met ASTM D6751 and met EPA's registration requirements for fuels and fuel additives. The renewable diesel used to produce the renewable diesel mixture was derived from biomass, met EPA's registration requirements for fuels and fuel additives, and met ASTM D975, D396, or other equivalent standard approved by the IRS. The biodiesel or renewable mixture was sold by the claimant to any person for use as a fuel or was used as a fuel by the claimant. **Sustainable aviation fuel (SAF) mixtures.** Claimant produced a qualified mixture by mixing SAF with kerosene. The qualified mixture was produced by the claimant in the United States, such mixture was used by the claimant (or sold by the claimant for use) in an aircraft, such sale or use was in the ordinary course of a trade or business of the claimant, and the transfer of such mixture to the fuel tank of such aircraft occurred in the United States. The SAF used to produce the qualified mixture is the portion of liquid fuel that isn't kerosene that (i) either (A) meets the specifications of one of the ASTM D7566 Annexes, or (B) meets the specifications of ASTM D1655 Annex A1, (ii) isn't derived from coprocessing an applicable material (or materials derived from an applicable material) with a feedstock that isn't biomass, (iii) isn't derived from palm fatty acid distillates or petroleum, and (iv) has been certified in accordance with section 40B(e) as having a lifecycle greenhouse gas emissions reduction percentage of at least 50%. **For all claims.** Claimant has attached the appropriate certificates and, if applicable, appropriate reseller statements. Claimant has no reason to believe that the information in the certificate or statement is false. See the instructions for additional information and requirements.

Type of Fuel	(a) Number of Gallons Sold or Used	(b) Rate	(c) Column (a) x Column (b)
1 Biodiesel (other than agri-biodiesel) . . . . .	<b>1</b>	\$ 1.00	
2 Agri-biodiesel . . . . .	<b>2</b>	\$ 1.00	
3 Renewable diesel . . . . .	<b>3</b>	\$ 1.00	
4 Biodiesel (other than agri-biodiesel) included in a biodiesel mixture . . . . .	<b>4</b>	\$ 1.00	
5 Agri-biodiesel included in a biodiesel mixture . . . . .	<b>5</b>	\$ 1.00	
6 Renewable diesel included in a renewable diesel mixture . . . . .	<b>6</b>	\$ 1.00	
7 Qualified agri-biodiesel production . . . . .	<b>7</b>	\$ .10	
8 Sustainable aviation fuel (see instructions) . . . . .	<b>8</b>	\$	
9 Add lines 1 through 8. Include this amount in your income for the tax year. See instructions . . . . .	<b>9</b>		
10 Biodiesel, renewable diesel, or sustainable aviation fuel credit from partnerships, S corporations, cooperatives, estates, and trusts (see instructions) . . . . .	<b>10</b>		
11 Add lines 9 and 10. Cooperatives, estates, and trusts, go to line 12. Partnerships and S corporations, stop here and report this amount on Schedule K. All others, stop here and report this amount on the appropriate line of Form 3800. See instructions . . . . .	<b>11</b>		
12 Amount allocated to patrons of the cooperative or beneficiaries of the estate or trust (see instructions) . . . . .	<b>12</b>		
13 Cooperatives, estates, and trusts, subtract line 12 from line 11. Report this amount on the appropriate line of Form 3800. See instructions . . . . .	<b>13</b>		

For Paperwork Reduction Act Notice, see separate instructions.

Cat. No. 25778F

Form **8864** (Rev. 1-2023)

## New Markets Credit

OMB No. 1545-1804

▶ **Attach to your tax return.**  
 ▶ **Go to [www.irs.gov/Form8874](http://www.irs.gov/Form8874) for the latest information.**

Attachment  
 Sequence No. **127**

Name(s) shown on return

Identifying number

(a) Name and address of the qualified community development entity (CDE)	(b) Employer identification number of CDE	(c) Date of initial investment	(d) Amount of qualified equity investment	(e) Credit rate	(f) Credit ((d) x (e))
<b>1</b>				%	
				%	
				%	
				%	
				%	
				%	<b>(Total)</b>
<b>2</b> New markets credit from partnerships and S corporations . . . . .				<b>2</b>	<b>(Total)</b>
<b>3</b> Add lines 1 and 2. Partnerships and S corporations, report this amount on Schedule K. All others, report this amount on Form 3800, Part III, line 1i . . . . .				<b>3</b>	<b>(Total)</b>

**For Paperwork Reduction Act Notice, see instructions.**

Cat. No. 31663N

Form **8874** (Rev. 11-2021)

**Credit for Small Employer Pension Plan  
 Startup Costs and Auto-Enrollment**

OMB No. 1545-1810

▶ **Attach to your tax return.**

▶ **Go to [www.irs.gov/Form8881](http://www.irs.gov/Form8881) for instructions and the latest information.**

Attachment  
 Sequence No. **130**

Name(s) shown on return

Identifying number

**Part I Credit for Small Employer Pension Plan Startup Costs**

1	Qualified startup costs incurred during the tax year . . . . .	1	
2	Enter one-half of line 1 . . . . .	2	
3	Enter the number of employees eligible to participate in the pension plan. See instructions. <span style="background-color: red; color: black;">[REDACTED]</span> X 250	3	
4	Enter the greater of \$500 or the amount from line 3 (Do not enter more than \$5,000) . . . . .	4	
5	Enter the smaller of line 2 or line 4 . . . . .	5	
6	Credit for small employer pension plan startup costs from partnerships and S corporations . . . . .	6	
7	Reserved for future use . . . . .	7	
8	Add lines 5 and 6. Partnerships and S corporations, report this amount on Schedule K. All others, report this amount on Form 3800, Part III, line 1j . . . . .	8	

**Part II Small Employer Auto-Enrollment Credit**

9	Enter \$500 if an auto-enrollment option is provided for retirement savings . . . . .	9	
10	Small employer auto-enrollment credit from partnerships and S corporations . . . . .	10	
11	Add lines 9 and 10. Partnerships and S corporations, report this amount on Schedule K. All others, report this amount on Form 3800, Part III, line 1j . . . . .	11	

**For Paperwork Reduction Act Notice, see separate instructions.**

Cat. No. 33435N

Form **8881** (Rev. 12-2020)

## Credit for Employer-Provided Childcare Facilities and Services

▶ Attach to your tax return.

▶ Go to [www.irs.gov/Form8882](http://www.irs.gov/Form8882) for the latest information.

Name(s) shown on return		Identifying number	
1 Qualified childcare facility expenditures paid or incurred . . . . .	1	[Red Box]	
2 Enter 25% (0.25) of line 1 . . . . .	2	[Red Box]	
3 Qualified childcare resource and referral expenditures paid or incurred . . . . .	3	[Red Box]	
4 Enter 10% (0.10) of line 3 . . . . .	4	[Red Box]	
5 Credit for employer-provided childcare facilities and services from partnerships, S corporations, estates, and trusts . . . . .	5	[Red Box]	
6 Add lines 2, 4, and 5 . . . . .	6	[Red Box]	
7 Enter the <b>smaller</b> of line 6 or <b>\$150,000</b> . Estates and trusts, go to line 8. Partnerships and S corporations, stop here and report this amount on Schedule K. All others, stop here and report this amount on Form 3800, Part III, line 1k . . . . .	7	[Red Box]	
8 Amount allocated to beneficiaries of the estate or trust (see instructions) . . . . .	8		
9 Estates and trusts. Subtract line 8 from line 7. Report this amount on Form 3800, Part III, line 1k . . . . .	9		

### General Instructions

Section references are to the Internal Revenue Code unless otherwise noted.

#### Purpose of Form

Employers use Form 8882 to claim the credit for qualified childcare facility and resource and referral expenditures. The credit is part of the general business credit. You may claim the credit any time within 3 years from the due date of your return on either an original or amended return.

Taxpayers, other than partnerships, S corporations, estates, or trusts, whose only source of this credit is from those pass-through entities, are not required to complete or file this form. Instead, they can report this credit directly on Form 3800.

#### How To Figure the Credit

The credit is 25% of the qualified childcare facility expenditures plus 10% of the qualified childcare resource and referral expenditures paid or incurred during the tax year. The credit is limited to \$150,000 per tax year.

*Qualified childcare expenditures* are amounts paid or incurred:

- To acquire, construct, rehabilitate, or expand property that:
  1. Is to be used as part of a qualified childcare facility of the taxpayer,
  2. Is depreciable (or amortizable) property, and
  3. Is not part of the principal residence of the taxpayer or any employee of the taxpayer;
- For the operating expenses of a qualified childcare facility of the taxpayer, including expenses for training of employees, scholarship programs, and providing

increased compensation to employees with higher levels of childcare training; or

- Under a contract with a qualified childcare facility to provide childcare services to employees of the taxpayer.

**Note.** Any expenses for childcare included in qualified childcare facility expenditures may not exceed the fair market value of such care.

A *qualified childcare facility* is a facility that meets the requirements of all applicable laws and regulations of the state or local government in which it is located, including the licensing of the facility as a childcare facility. The following conditions must also be met.

- The principal use of the facility must be to provide childcare (unless the facility is also the personal residence of the person operating the facility).
- Enrollment in the facility must be open to employees of the taxpayer during the tax year.
- If the facility is the principal trade or business of the taxpayer, at least 30% of the enrollees of the facility must be dependents of employees of the taxpayer.
- The use of the facility (or the eligibility to use the facility) must not discriminate in favor of highly compensated employees.

*Qualified childcare resource and referral expenditures* are amounts paid or incurred under a contract to provide childcare resource and referral services to employees of the taxpayer. The provision of the services (or the eligibility to use the services) must not discriminate in favor of highly compensated employees.



# Low Sulfur Diesel Fuel Production Credit

OMB No. 1545-1914

▶ **Attach to your tax return.**

▶ **Go to [www.irs.gov/Form8896](http://www.irs.gov/Form8896) for the latest information.**

Attachment  
Sequence No. **142**

Name(s) shown on return		Identifying number
<b>1</b>	Low sulfur diesel fuel produced (in gallons) . . . . .	<b>1</b>
<b>2</b>	Multiply line 1 by \$0.05 . . . . .	<b>2</b>
<b>3</b>	Qualified costs limitation (see instructions) . . . . .	<b>3</b>
<b>4</b>	Total low sulfur diesel fuel production credits allowed for all prior tax years (see instructions) . . . . .	<b>4</b>
<b>5</b>	Subtract line 4 from line 3 . . . . .	<b>5</b>
<b>6</b>	Enter the smaller of line 5 or line 2 . . . . .	<b>6</b>
<b>7</b>	Low sulfur diesel fuel production credit from partnerships, S corporations, and cooperatives (see instructions) . . . . .	<b>7</b>
<b>8</b>	Add lines 6 and 7. Cooperatives, go to line 9. Partnerships and S corporations, stop here and report this amount on Schedule K. All others, stop here and report this amount on Form 3800, Part III, line 1m . . . . .	<b>8</b>
<b>9</b>	Amount allocated to patrons of the cooperative (see instructions) . . . . .	<b>9</b>
<b>10</b>	Cooperatives, subtract line 9 from line 8. Report this amount on Form 3800, Part III, line 1m . . . . .	<b>10</b>

## General Instructions

Section references are to the Internal Revenue Code unless otherwise noted.

### Future Developments

For the latest information about developments related to Form 8896 and its instructions, such as legislation enacted after they were published, go to [www.irs.gov/Form8896](http://www.irs.gov/Form8896).

### Purpose of Form

Use Form 8896 to claim the low sulfur diesel fuel production credit.

The credit generally is 5 cents for every gallon of low sulfur diesel fuel produced by a qualified small business refiner during the tax year. However, the total credits allowed for all tax years cannot be more than the refiner's qualified costs limitation on line 3. This credit is part of the general business credit.

Partnerships, S corporations, and cooperatives must file this form to claim the credit. All other taxpayers are not required to complete or file this form if their only source for this credit is a partnership, S corporation, or cooperative. Instead, they can report this credit directly on line 1m in Part III of Form 3800, General Business Credit.

## Definitions

### Low Sulfur Diesel Fuel

This is diesel fuel with a sulfur content of 15 parts per million or less.

### Small Business Refiner

A small business refiner generally is a refiner of crude oil with an average daily domestic refinery run or average retained production for all facilities that did not exceed 205,000 barrels for the 1-year period ending on December 31, 2002. To figure the average daily domestic refinery run or retained production, only include refineries that were refineries of the refiner or a related person (within the meaning of section 613A(d)(3)) on April 1, 2003. However, a refiner is not a small business refiner for a tax year if more than 1,500 individuals are engaged in the refinery operations of the business on any day during the tax year.

## Qualified Costs

For each facility, qualified costs are costs paid or incurred to comply with the highway diesel fuel sulfur control requirements of the Environmental Protection Agency (EPA) during the period beginning January 1, 2003, and ending on the earlier of:

- The date 1 year after the date on which the refiner must comply with these EPA requirements with respect to such facility; or
- December 31, 2009.

Qualified costs include costs for the construction of new process operation units or the dismantling and reconstruction of existing process units to be used in the production of low sulfur diesel fuel, associated adjacent or offsite equipment (including tankage, catalyst, and power supply), engineering, construction period interest, and site work.

In addition, the small business refiner must obtain certification from the IRS (which will consult with the EPA) that the taxpayer's qualified costs will result in compliance with the applicable EPA regulations. This certification must be obtained not later than June 29, 2008, or, if later, the date that is 30 months after the first day of the first tax year in which the credit is determined. For details, see Rev. Proc. 2007-69, 2007-49 I.R.B. 1137, available at [www.irs.gov/irb/2007-49\\_IRB#RP-2007-69](http://www.irs.gov/irb/2007-49_IRB#RP-2007-69).



*Unless you elect not to take this credit, your deductions will be reduced by the amount of your credit. For details, see section 280C(d).*

## Additional Information

For more information, see section 45H.

## Specific Instructions

Use lines 1 through 6 to figure any low sulfur diesel fuel production credit from your own trade or business.

### Line 1

Enter the number of gallons of diesel fuel produced with a sulfur content of 15 parts per million or less.

## Alternative Motor Vehicle Credit

▶ **Attach to your tax return.**

▶ **Go to [www.irs.gov/Form8910](http://www.irs.gov/Form8910) for instructions and the latest information.**

Attachment  
Sequence No. **68**

Name(s) shown on return	Identifying number
-------------------------	--------------------

**Note:**

- Use this form to claim the credit for certain alternative motor vehicles.
- Claim the credit for certain plug-in electric vehicles on Form 8936.

**Part I Tentative Credit**

Use a separate column for each vehicle. If you need more columns, use additional Forms 8910 and include the totals on lines 7 and 11.		(a) Vehicle 1	(b) Vehicle 2
1	Year, make, and model of vehicle . . . . .	<b>1</b>	
2	Vehicle identification number (see instructions) . . . . .	<b>2</b>	
3	Enter date vehicle was placed in service (MM/DD/YYYY) . . . . .	<b>3</b>	
4	<b>Tentative credit</b> (see instructions for amount to enter) . . . . .	<b>4</b>	<b>Sum of all columns</b>

**Next:** If you did NOT use your vehicle for business or investment purposes and did not have a credit from a partnership or S corporation, skip Part II and go to Part III. All others, go to Part II.

**Part II Credit for Business/Investment Use Part of Vehicle**

5	Business/investment use percentage (see instructions) . . . . .	<b>5</b>		%		%
6	Multiply line 4 by line 5 . . . . .	<b>6</b>				
7	Add columns (a) and (b) on line 6 . . . . .	<b>7</b>				
8	Alternative motor vehicle credit from partnerships and S corporations (see instructions) . . . . .	<b>8</b>				
9	<b>Business/investment use part of credit.</b> Add lines 7 and 8. Partnerships and S corporations, stop here and report this amount on Schedule K. All others, report this amount on Form 3800, Part III, line 1r . . . . .	<b>9</b>				

**Part III Credit for Personal Use Part of Vehicle**

10	If you skipped Part II, enter the amount from line 4. If you completed Part II, subtract line 6 from line 4 . . . . .	<b>10</b>			
11	Add columns (a) and (b) on line 10 . . . . .	<b>11</b>			
12	Enter the amount from Form 1040, 1040-SR, or 1040-NR, line 18 . . . . .	<b>12</b>			
13	Personal credits from Form 1040, 1040-SR, or 1040-NR (see instructions) . . . . .	<b>13</b>			
14	Subtract line 13 from line 12. If zero or less, enter -0- and stop here. You cannot claim the personal use part of the credit . . . . .	<b>14</b>			
15	<b>Personal use part of credit.</b> Enter the <b>smaller</b> of line 11 or line 14 here and on Schedule 3 (Form 1040), line 6e. If line 14 is smaller than line 11, see instructions . . . . .	<b>15</b>			

## Alternative Fuel Vehicle Refueling Property Credit

OMB No. 1545-0123

▶ **Attach to your tax return.**

▶ **Go to [www.irs.gov/Form8911](http://www.irs.gov/Form8911) for instructions and the latest information.**

Attachment  
 Sequence No. **151**

Name(s) shown on return	Identifying number
-------------------------	--------------------

<b>Part I Total Cost of Refueling Property</b>	
1 Total cost of qualified alternative fuel vehicle refueling property placed in service during the tax year (see <i>What's New</i> in the instructions)	1
<b>Part II Credit for Business/Investment Use Part of Refueling Property</b>	
2 Business/investment use part (see instructions)	2
3 Section 179 expense deduction (see instructions)	3
4 Subtract line 3 from line 2	4
5 Multiply line 4 by 30% (0.30)	5
6 Maximum business/investment use part of credit (see instructions)	6
7 Enter the <b>smaller</b> of line 5 or line 6	7
8 Alternative fuel vehicle refueling property credit from partnerships and S corporations (see instructions)	8
9 <b>Business/investment use part of credit.</b> Add lines 7 and 8. Partnerships and S corporations, stop here and report this amount on Schedule K. All others, report this amount on Form 3800, Part III, line 1s	9
<b>Part III Credit for Personal Use Part of Refueling Property</b>	
10 Subtract line 2 from line 1. If zero, stop here; <b>do not</b> file this form unless you are claiming a credit on line 9	10
11 Multiply line 10 by 30% (0.30)	11
12 Maximum personal use part of credit (see instructions)	12
13 Enter the <b>smaller</b> of line 11 or line 12	13
14 Regular tax before credits:	
<ul style="list-style-type: none"> <li>• Individuals. Enter the sum of the amounts from Form 1040, 1040-SR, or 1040-NR, line 16, and Schedule 2 (Form 1040), line 2.</li> <li>• Other filers. Enter the regular tax before credits from your return.</li> </ul>	14
15 Credits that reduce regular tax before the alternative fuel vehicle refueling property credit:	
a Foreign tax credit	15a
b Certain allowable credits (see instructions)	15b
c Add lines 15a and 15b	15c
16 Net regular tax. Subtract line 15c from line 14. If zero or less, enter -0- and stop here; <b>do not</b> file this form unless you are claiming a credit on line 9	16
17 Tentative minimum tax (see instructions):	
<ul style="list-style-type: none"> <li>• Individuals. Enter the amount from Form 6251, line 9.</li> <li>• Other filers. Enter the tentative minimum tax from your alternative minimum tax form or schedule.</li> </ul>	17
18 Subtract line 17 from line 16. If zero or less, stop here; <b>do not</b> file this form unless you are claiming a credit on line 9	18
19 <b>Personal use part of credit.</b> Enter the <b>smaller</b> of line 13 or line 18 here and on Schedule 3 (Form 1040), line 6j; or the appropriate line of your return. If line 18 is smaller than line 13, see instructions	19

**For Paperwork Reduction Act Notice, see separate instructions.**

Cat. No. 37721Q

Form **8911** (Rev. 1-2022)

# Report of Employer-Owned Life Insurance Contracts

OMB No. 1545-2089

▶ **Attach to the policyholder's tax return. See instructions.**  
 ▶ **Go to [www.irs.gov/Form8925](http://www.irs.gov/Form8925) for the latest information.**

Attachment  
 Sequence No. **160**

Name(s) shown on return		Identifying number	
Name of policyholder, if different from above		Identifying number, if different from above	
Type of business			
<b>1</b>	Enter the number of employees the policyholder had at the end of the tax year . . . . .	<b>1</b>	
<b>2</b>	Enter the number of employees included on line 1 who were insured at the end of the tax year under the policyholder's employer-owned life insurance contract(s) issued after August 17, 2006. See <i>Section 1035 exchanges</i> on page 2 for an exception . . . . .	<b>2</b>	
<b>3</b>	Enter the total amount of employer-owned life insurance in force at the end of the tax year for employees who were insured under the contract(s) specified on line 2 . . . . .	<b>3</b>	
<b>4a</b>	Does the policyholder have a valid consent for each employee included on line 2? See instructions . . . . . <input checked="" type="checkbox"/> Yes <input type="checkbox"/> No		
<b>b</b>	If "No," enter the number of employees included on line 2 for whom the policyholder does not have a valid consent . . . . .	<b>4b</b>	

Section references are to the Internal Revenue Code unless otherwise noted.

## Future Developments

For the latest information about developments related to Form 8925 and its instructions, such as legislation enacted after they were published, go to [www.irs.gov/Form8925](http://www.irs.gov/Form8925).

## General Instructions

### Purpose of Form

Use Form 8925 to report the number of employees covered by employer-owned life insurance contracts issued after August 17, 2006, and the total amount of employer-owned life insurance in force on those employees at the end of the tax year. Policyholders must also indicate whether a valid consent has been received from each covered employee, and the number of covered employees for which a valid consent has not been received.

For more information, see sections 101(j) and 6039I, and Notice 2009-48, 2009-24 I.R.B. 1085, available at [www.irs.gov/irb/2009-24\\_IRB/ar11.html](http://www.irs.gov/irb/2009-24_IRB/ar11.html).

### Definitions

#### Employer-owned life insurance contract.

For purposes of Form 8925, an insurance contract is an employer-owned life insurance contract if it is owned by a policyholder as defined below, and covers the life of the policyholder's employee(s) on the date the life insurance contract is issued. If you have master contracts, see section 101(j)(3) for additional information.

**Policyholder.** For purposes of Form 8925 and these instructions, a policyholder is an "applicable policyholder" as defined in section 101(j)(3)(B). Generally, a policyholder is the person who owns the employer-owned life insurance contract, and who is (a) engaged in a trade or business that employs the person insured under the employer-owned life insurance contract and (b) the direct or indirect beneficiary of the employer-owned life insurance contract.

**Related person.** A related person is considered a policyholder if that person is (a) related to the policyholder (defined earlier) under sections 267(b) or 707(b) (1), or (b) engaged in a trade or business under common control with the policyholder. See sections 52(a) and (b).

**Employee.** Employee includes an officer, director, or highly compensated employee under section 414(q).

**Insured.** An individual must be a U.S. citizen or resident to be considered insured under an employer-owned life insurance contract. Both individuals covered by a contract covering the joint lives of two individuals are considered insured.

**Notice and consent requirements.** To qualify as an employer-owned life insurance contract, the policyholder must meet the notice and consent requirements listed below before the issuance of the contract.

**1.** Provide written notification to the employee stating the policyholder intends to insure the employee's life and the maximum face amount for which the employee could be insured at the time the contract was issued.

The written notification must include a disclosure of the face amount of life insurance, either in dollars or as a multiple of salary, that the policyholder reasonably expects to purchase with regard to the employee during the course of the employee's tenure. Additional notice and consent are required if the aggregate face amount of the employer-owned life insurance contracts with regard to an employee exceeds the amount of which the employee was given notice and to which the employee consented. See Q&A-9 and Q&A-12 in Notice 2009-48.

**2.** Provide written notification to the employee that the policyholder will be a beneficiary of any proceeds payable upon the death of the employee.

**3.** Receive written consent from the employee. See *Valid consent* under the instructions for line 4a.

#### Electronic notification and consent.

The written notification and consent requirement can be met electronically only if the system for electronic notification and consent meets requirements 1 through 3, above. See Q&A-11 in Notice 2009-48 for more information.

**Issue date of contract.** Generally, the issue date of a life insurance contract is the date on the policy assigned by the insurance company on or after the date of application. For purposes of meeting the notice and consent requirements, the issue date of the employer-owned life insurance contract is the later of (1) the date of application of coverage, (2) the effective date of coverage, or (3) the formal issuance of the contract. See Q&A-4 in Notice 2009-48 for more information.

**Qualified Plug-in Electric Drive Motor Vehicle Credit**  
**(Including Qualified Two-Wheeled Plug-in Electric Vehicles)**

OMB No. 1545-2137

Attachment  
 Sequence No. **69**

▶ Attach to your tax return.

▶ Go to [www.irs.gov/Form8936](http://www.irs.gov/Form8936) for instructions and the latest information.

Name(s) shown on return	Identifying number
-------------------------	--------------------

**Note:**




- Use this form to claim the credit for certain plug-in electric vehicles.
- Claim the credit for certain alternative motor vehicles on Form 8910.

**Part I Tentative Credit**

Use a separate column for each vehicle. If you need more columns, use additional Forms 8936 and include the totals on lines 12 and 19.	(a)	Vehicle 1	(b)	Vehicle 2
<b>1</b> Year, make, and model of vehicle . . . . .	<b>1</b>			
<b>2</b> Vehicle identification number (see instructions) . . . . .	<b>2</b>			
<b>3</b> Enter date vehicle was placed in service (MM/DD/YYYY)	<b>3</b>			
<b>4a</b> If the vehicle is a two-wheeled vehicle, enter the cost of the vehicle. If the vehicle has at least four wheels, see instructions . . . . .	<b>4a</b>			
<b>b</b> Phase-out percentage (see instructions) . . . . .	<b>4b</b>	%		%
<b>c</b> Tentative credit. Multiply line 4a by line 4b . . . . .	<b>4c</b>			

**Next:** If you did NOT use your vehicle for business or investment purposes and did not have a credit from a partnership or S corporation, skip Part II and go to Part III. All others, go to Part II.

**Part II Credit for Business/Investment Use Part of Vehicle**

<b>5</b> Business/investment use percentage (see instructions)	<b>5</b>		%	%
<b>6</b> Multiply line 4c by line 5. If the vehicle has at least four wheels, leave lines 7 through 10 blank and go to line 11	<b>6</b>			
<b>7</b> Section 179 expense deduction (see instructions) . . . . .	<b>7</b>			
<b>8</b> Subtract line 7 from line 6 . . . . .	<b>8</b>			
<b>9</b> Multiply line 8 by 10% (0.10) . . . . .	<b>9</b>			
<b>10</b> Maximum credit per vehicle . . . . .	<b>10</b>	2,500		2,500
<b>11</b> For vehicles with four or more wheels, enter the amount from line 6. If the vehicle is a two-wheeled vehicle, enter the smaller of line 9 or line 10 . . . . .	<b>11</b>			
<b>12</b> Add columns (a) and (b) on line 11 . . . . .	<b>12</b>			
<b>13</b> Qualified plug-in electric drive motor vehicle credit from partnerships and S corporations (see instructions) . . . . .	<b>13</b>			
<b>14</b> <b>Business/investment use part of credit.</b> Add lines 12 and 13. Partnerships and S corporations, stop here and report this amount on Schedule K. All others, report this amount on Form 3800, Part III, line 1y . . . . .	<b>14</b>			

**Note:** Complete Part III to figure any credit for the personal use part of the vehicle.

# Credit for Small Employer Health Insurance Premiums

Attach to your tax return.

Go to [www.irs.gov/Form8941](http://www.irs.gov/Form8941) for instructions and the latest information.

Name(s) shown on return

Identifying number

- A** Did you pay premiums during your tax year for employee health insurance coverage you provided through a Small Business Health Options Program (SHOP) Marketplace (or do you qualify for an exception to this requirement)? See instructions.
- Yes.** Enter Marketplace Identifier (if any):  **No.** Stop. Do not file Form 8941. See instructions for an exception that may apply to a partnership, S corporation, cooperative, estate, trust, or tax-exempt entity.
- B** Enter the employer identification number (EIN) used to report employment taxes for individuals included on line 1 below if different from the identifying number listed above:
- C** Does a tax return you (or any predecessor) filed for a tax year beginning after 2013 and before 2021 include a Form 8941 with line A checked "Yes" and line 12 showing a positive amount? See instructions.
- Yes.** Stop. Do not file Form 8941. See instructions for an exception that may apply to a partnership, S corporation, cooperative, estate, trust, or tax-exempt entity. Also see instructions for information about the credit period limitation.
- No.** Go to line 1.

**Caution:** See the instructions and complete Worksheets 1 through 7 as needed.

<b>1</b> Enter the number of individuals you employed during the tax year who are considered employees for purposes of this credit (total from Worksheet 1, column (a)) . . . . .	<b>1</b>	<input checked="" type="checkbox"/>
<b>2</b> Enter the number of full-time equivalent employees (FTEs) you had for the tax year (from Worksheet 2, line 3). If you entered 25 or more, skip lines 3 through 11 and enter -0- on line 12	<b>2</b>	<input checked="" type="checkbox"/>
<b>3</b> Average annual wages you paid for the tax year (from Worksheet 3, line 3). This amount must be a multiple of \$1,000. If you entered \$58,000 or more, skip lines 4 through 11 and enter -0- on line 12	<b>3</b>	<input checked="" type="checkbox"/>
<b>4</b> Premiums you paid during the tax year for employees included on line 1 for health insurance coverage under a qualifying arrangement (total from Worksheet 4, column (b)) . . . . .	<b>4</b>	<input checked="" type="checkbox"/>
<b>5</b> Premiums you would have entered on line 4 if the total premium for each employee equaled the average premium for the small group market in which the employee enrolls in health insurance coverage (total from Worksheet 4, column (c)) . . . . .	<b>5</b>	<input checked="" type="checkbox"/>
<b>6</b> Enter the <b>smaller</b> of line 4 or line 5 . . . . .	<b>6</b>	<input checked="" type="checkbox"/>
<b>7</b> Multiply line 6 by the applicable percentage: • Tax-exempt small employers, multiply line 6 by 35% (0.35) • All other small employers, multiply line 6 by 50% (0.50) . . . . .	<b>7</b>	<input checked="" type="checkbox"/>
<b>8</b> If line 2 is 10 or less, enter the amount from line 7. Otherwise, enter the amount from Worksheet 5, line 6 . . . . .	<b>8</b>	<input checked="" type="checkbox"/>
<b>9</b> If line 3 is \$28,000 or less, enter the amount from line 8. Otherwise, enter the amount from Worksheet 6, line 7 . . . . .	<b>9</b>	<input checked="" type="checkbox"/>
<b>10</b> Enter the total amount of any state premium subsidies paid and any state tax credits available to you for premiums included on line 4. See instructions . . . . .	<b>10</b>	<input checked="" type="checkbox"/>
<b>11</b> Subtract line 10 from line 4. If zero or less, enter -0- . . . . .	<b>11</b>	<input checked="" type="checkbox"/>
<b>12</b> Enter the <b>smaller</b> of line 9 or line 11 . . . . .	<b>12</b>	<input checked="" type="checkbox"/>
<b>13</b> If line 12 is zero, skip lines 13 and 14 and go to line 15. Otherwise, enter the number of employees included on line 1 for whom you paid premiums during the tax year for health insurance coverage under a qualifying arrangement (total from Worksheet 4, column (a)) . . . . .	<b>13</b>	<input checked="" type="checkbox"/>
<b>14</b> Enter the number of FTEs you would have entered on line 2 if you only included employees included on line 13 (from Worksheet 7, line 3) . . . . .	<b>14</b>	<input checked="" type="checkbox"/>
<b>15</b> Credit for small employer health insurance premiums from partnerships, S corporations, cooperatives, estates, and trusts (see instructions) . . . . .	<b>15</b>	<input checked="" type="checkbox"/>
<b>16</b> Add lines 12 and 15. Cooperatives, estates, and trusts, go to line 17. Tax-exempt small employers, skip lines 17 and 18 and go to line 19. Partnerships and S corporations, stop here and report this amount on Schedule K. All others, stop here and report this amount on Form 3800, Part III, line 4h	<b>16</b>	<input checked="" type="checkbox"/>
<b>17</b> Amount allocated to patrons of the cooperative or beneficiaries of the estate or trust (see instructions)	<b>17</b>	
<b>18</b> Cooperatives, estates, and trusts, subtract line 17 from line 16. Stop here and report this amount on Form 3800, Part III, line 4h . . . . .	<b>18</b>	
<b>19</b> Enter the amount you paid in 2022 for taxes considered payroll taxes for purposes of this credit. See instructions . . . . .	<b>19</b>	
<b>20</b> Tax-exempt small employers, enter the <b>smaller</b> of line 16 or line 19 here and on Form 990-T, Part III, line 6f . . . . .	<b>20</b>	

For Paperwork Reduction Act Notice, see separate instructions.

Cat. No. 37757S

Form **8941** (2022)



## Limitation on Business Interest Expense Under Section 163(j)

OMB No. 1545-0123

Attach to your tax return.

Go to [www.irs.gov/Form8990](http://www.irs.gov/Form8990) for instructions and the latest information.

Taxpayer name(s) shown on tax return	Identification number
--------------------------------------	-----------------------

- A** If Form 8990 relates to an information return for a foreign entity (for example, Form 5471), enter:  
 Name of foreign entity \_\_\_\_\_  
 Employer identification number, if any \_\_\_\_\_  
 Reference ID number \_\_\_\_\_
- B** Is the foreign entity a CFC group member? See instructions . . . . .  Yes  No
- C** Is this Form 8990 filed by the specified group parent for an entire CFC group? See instructions . . . . .  Yes  No
- D** Has a CFC or a CFC group made a safe harbor election? If yes, see instructions for which lines of Form 8990 to complete . . . . .  Yes  No

**Part I Computation of Allowable Business Interest Expense**

*Part I is completed by all taxpayers subject to section 163(j). Schedule A and Schedule B need to be completed before Part I when the taxpayer is a partner or shareholder of a pass-through entity subject to section 163(j).*

**Section I—Business Interest Expense**

<b>1</b> Current year business interest expense (not including floor plan financing interest expense), before the section 163(j) limitation . . . . .	<b>1</b>	[Red Box]			
<b>2</b> Disallowed business interest expense carryforwards from prior years. (Does not apply to a partnership) . . . . .	<b>2</b>	[Red Box]			
<b>3</b> Partner’s excess business interest expense treated as paid or accrued in current year (Schedule A, line 44, column (h)) . . . . .	<b>3</b>	[Red Box]			
<b>4</b> Floor plan financing interest expense. See instructions . . . . .	<b>4</b>	[Red Box]			
<b>5 Total business interest expense.</b> Add lines 1 through 4 . . . . .	<b>5</b>			[Red Box]	

**Section II—Adjusted Taxable Income**

**Tentative Taxable Income**

<b>6 Tentative taxable income.</b> See instructions . . . . .	<b>6</b>				[Red Box]
---	----------	--	--	--	-----------

**Additions** (adjustments to be made if amounts are taken into account on line 6)

<b>7</b> Any item of loss or deduction that is not properly allocable to a trade or business of the taxpayer. See instructions . . . . .	<b>7</b>	[Red Box]			
<b>8</b> Any business interest expense not from a pass-through entity. See instructions	<b>8</b>	[Red Box]			
<b>9</b> Amount of any net operating loss deduction under section 172 . . . . .	<b>9</b>	[Red Box]			
<b>10</b> Amount of any qualified business income deduction allowed under section 199A	<b>10</b>	[Red Box]			
<b>11</b> Reserved for future use . . . . .	<b>11</b>	[Red Box]			
<b>12</b> Amount of any loss or deduction items from a pass-through entity. See instructions . . . . .	<b>12</b>	[Red Box]			
<b>13</b> Other additions. See instructions . . . . .	<b>13</b>	[Red Box]			
<b>14</b> Total current year partner’s excess taxable income (Schedule A, line 44, column (f)) . . . . .	<b>14</b>	[Red Box]			
<b>15</b> Total current year S corporation shareholder’s excess taxable income (Schedule B, line 46, column (c)) . . . . .	<b>15</b>	[Red Box]			
<b>16 Total.</b> Add lines 7 through 15 . . . . .	<b>16</b>			[Red Box]	

**Reductions** (adjustments to be made if amounts are taken into account on line 6)

<b>17</b> Any item of income or gain that is not properly allocable to a trade or business of the taxpayer. See instructions . . . . .	<b>17</b>	[Red Box]			
<b>18</b> Any business interest income not from a pass-through entity. See instructions	<b>18</b>	[Red Box]			
<b>19</b> Amount of any income or gain items from a pass-through entity. See instructions	<b>19</b>	[Red Box]			
<b>20</b> Other reductions. See instructions . . . . .	<b>20</b>	[Red Box]			
<b>21 Total.</b> Combine lines 17 through 20 . . . . .	<b>21</b>			[Red Box]	
<b>22 Adjusted taxable income.</b> Combine lines 6, 16, and 21. See instructions . . . . .	<b>22</b>			[Red Box]	

For Paperwork Reduction Act Notice, see the instructions.

Cat. No. 37814C

Form **8990** (Rev. 12-2022)

**Section III—Business Interest Income**

<b>23</b>	Current year business interest income. See instructions . . . . .	<b>23</b>			
<b>24</b>	Excess business interest income from pass-through entities (total of Schedule A, line 44, column (g), and Schedule B, line 46, column (d)) . . . . .	<b>24</b>			
<b>25</b>	<b>Total.</b> Add lines 23 and 24 . . . . .			<b>25</b>	

**Section IV—163(j) Limitation Calculations**

**Limitation on Business Interest Expense**

<b>26</b>	Multiply the adjusted taxable income from line 22 by the applicable percentage. See instructions . . . . .	<b>26</b>			
<b>27</b>	Business interest income (line 25) . . . . .	<b>27</b>			
<b>28</b>	Floor plan financing interest expense (line 4) . . . . .	<b>28</b>			
<b>29</b>	<b>Total.</b> Add lines 26, 27, and 28 . . . . .			<b>29</b>	

**Allowable Business Interest Expense**

<b>30</b>	<b>Total current year business interest expense deduction.</b> See instructions . . . . .	<b>30</b>			
-----------	---	-----------	--	--	--

**Carryforward**

<b>31</b>	<b>Disallowed business interest expense.</b> Subtract line 29 from line 5. (If zero or less, enter -0-.)	<b>31</b>			
-----------	--	-----------	--	--	--

**Part II Partnership Pass-Through Items**

*Part II is only completed by a partnership that is subject to section 163(j). The partnership items below are allocated to the partners and are not carried forward by the partnership. See the instructions for more information.*

**Excess Business Interest Expense**

<b>32</b>	<b>Excess business interest expense.</b> Enter amount from line 31 . . . . .	<b>32</b>			
-----------	--	-----------	--	--	--

**Excess Taxable Income** (If you entered an amount on line 32, skip lines 33 through 37.)

<b>33</b>	Subtract the sum of lines 4 and 25 from line 5. (If zero or less, enter -0-.)	<b>33</b>			
<b>34</b>	Subtract line 33 from line 26. (If zero or less, enter -0-.)	<b>34</b>			
<b>35</b>	Divide line 34 by line 26. Enter the result as a decimal. (If line 26 is zero, enter -0-.)	<b>35</b>			
<b>36</b>	<b>Excess taxable income.</b> Multiply line 35 by line 22 . . . . .	<b>36</b>			

**Excess Business Interest Income**

<b>37</b>	<b>Excess business interest income.</b> Subtract the sum of lines 1, 2, and 3 from line 25. (If zero or less, enter -0-.)	<b>37</b>			
-----------	---	-----------	--	--	--

**Part III S Corporation Pass-Through Items**

*Part III is only completed by S corporations that are subject to section 163(j). The S corporation items below are allocated to the shareholders. See the instructions for more information.*

**Excess Taxable Income**

<b>38</b>	Subtract the sum of lines 4 and 25 from line 5. (If zero or less, enter -0-.)	<b>38</b>			
<b>39</b>	Subtract line 38 from line 26. (If zero or less, enter -0-.)	<b>39</b>			
<b>40</b>	Divide line 39 by line 26. Enter the result as a decimal. (If line 26 is zero, enter -0-.)	<b>40</b>			
<b>41</b>	<b>Excess taxable income.</b> Multiply line 40 by line 22 . . . . .	<b>41</b>			

**Excess Business Interest Income**

<b>42</b>	<b>Excess business interest income.</b> Subtract the sum of lines 1, 2, and 3 from line 25. (If zero or less, enter -0-.)	<b>42</b>			
-----------	---	-----------	--	--	--



## Employer Credit for Paid Family and Medical Leave

OMB No. 1545-2282

▶ **Attach to your tax return.**

▶ **Go to [www.irs.gov/Form8994](http://www.irs.gov/Form8994) for instructions and the latest information.**

Attachment  
 Sequence No. **994**

Name(s) shown on return	Identifying number
-------------------------	--------------------

- A** Do you have a written policy providing for at least 2 weeks of annual paid family and medical leave for your qualifying employee(s) to whom wages are paid (prorated for any part-time employees)? See instructions.
  - Yes.**
  - No.** Stop. Do not file Form 8994 (see instructions for an exception that may apply to a partnership or S corporation).
  
- B** Does the written policy provide paid family and medical leave of at least 50% of the wages normally paid to a qualifying employee? See instructions.
  - Yes.**
  - No.** Stop. Do not file Form 8994 (see instructions for an exception that may apply to a partnership or S corporation).
  
- C** Did you pay family and medical leave to at least one qualifying employee during the tax year? See instructions.
  - Yes.**
  - No.** Stop. Do not file Form 8994 (see instructions for an exception that may apply to a partnership or S corporation).
  
- D** If you employed at least one qualifying employee who was not covered by the Family and Medical Leave Act, did you include in your written policy and otherwise comply with “non-interference” language? See instructions.
  - Yes.**
  - No.** Stop. Do not file Form 8994 (see instructions for an exception that may apply to a partnership or S corporation).

<b>1</b> Enter the total paid family and medical leave credit figured for wages paid during your tax year to your qualifying employee(s) while on family and medical leave (if you use the Paid Family and Medical Leave Credit Worksheet, the total from column (d)). See instructions for the adjustment you must make to your deduction for salaries and wages . . . . .	<b>1</b>	
<b>2</b> Employer credit for paid family and medical leave from partnerships and S corporations (see instructions)	<b>2</b>	
<b>3</b> Add lines 1 and 2. Partnerships and S corporations, report this amount on Schedule K. All others, report this amount on Form 3800, Part III, line 4j . . . . .	<b>3</b>	

**For Paperwork Reduction Act Notice, see separate instructions.**

Cat. No. 37804G

Form **8994** (Rev. 1-2021)

## Qualified Opportunity Fund

OMB No. 1545-0123

▶ **Go to [www.irs.gov/Form8996](http://www.irs.gov/Form8996) for instructions and the latest information.**  
 ▶ **Attach to your tax return. See instructions.**

Attachment  
 Sequence No. **996**

Name

Employer identification number

### Part I General Information and Certification

- 1 Type of taxpayer:  Corporation  Partnership
- 2 Is the taxpayer organized for the purpose of investing in qualified opportunity zone (QOZ) property (other than another qualified opportunity fund (QOF))?  
 **No. STOP.** Do not file this form with your tax return.  
 **Yes.** Go to line 3.
- 3 Is this the first period the taxpayer is a QOF?  
 **Yes.** By checking this box, you certify that by the end of the taxpayer's first QOF year, the taxpayer's organizing documents include a statement of the entity's purpose of investing in QOZ property and a description of the trade or business(es) that the QOF is engaged in either directly or through a QOZ business. See instructions.  
 **No.**
- 4 If you checked "Yes" on line 3, provide the first month in which the fund chose to be a QOF . . . . . ▶ \_\_\_\_\_
- 5 Did any investor dispose of, in part or in whole, their equity interest in the fund?  
 **Yes.** Attach a statement with each investor's name, the date of disposal, and the interest that they transferred during the QOF's tax year.  
 **No.**
- 6  Do not check this box. Reserved for future use.

### Part II Investment Standard Calculation

7 Enter the amount from Part VI, line 2, for total QOZ property held by the taxpayer on the last day of the first 6-month period of the taxpayer's tax year. See instructions if Part I, line 3, is "Yes" . . . . .	7	
8 Total assets held by the taxpayer on the last day of the first 6-month period of the taxpayer's tax year. See instructions if Part I, line 3, is "Yes" . . . . .	8	
9 Divide line 7 by line 8 . . . . .	9	
10 Enter the amount from Part VI, line 3, for total QOZ property held by the taxpayer on the last day of the taxpayer's tax year . . . . .	10	
11 Total assets held by the taxpayer on the last day of the taxpayer's tax year . . . . .	11	
12 Divide line 10 by line 11 . . . . .	12	

### Part III Qualified Opportunity Fund Average and Penalty

13 Add lines 9 and 12 . . . . .	13	
14 Divide line 13 by 2.0. See instructions if Part I, line 3, is "Yes" . . . . .	14	
15 Is line 14 equal to or more than 0.90? <input type="checkbox"/> <b>Yes.</b> Enter -0- on this line and file this form with your tax return. <input type="checkbox"/> <b>No.</b> The fund has failed to maintain the investment standard. Complete Part IV to figure the penalty. Enter the penalty from line 8 of Part IV on this line. See instructions . . . . .	15	

For Paperwork Reduction Act Notice, see your tax return instructions.

Cat. No. 37820G

Form **8996** (Rev. 12-2021)

**Part IV Line 15 Penalty**

If you checked "No" in Part III, line 15, complete Part IV to figure the penalty. Enter the number from line 8 below on Part III, line 15. See instructions if Part I, line 3, is "Yes."

		(a) Month 1	(b) Month 2	(c) Month 3	(d) Month 4	(e) Month 5		
<b>1</b>	Total assets on the last day of the month . . . . .							
<b>2</b>	Multiply line 1 by 0.90 . . . . .							
<b>3</b>	Total QOZ property on the last day of the month . . . . .							
<b>4</b>	Subtract line 3 from line 2. If less than zero, enter -0- . . . . .							
<b>5</b>	Underpayment rate . . . . .							
<b>6</b>	Multiply line 4 by line 5 . . . . .							
<b>7</b>	Divide line 6 by 12.0. Round up to two decimal places. See instructions if Part I, line 3, is "Yes" . . . . .							
		(f) Month 6	(g) Month 7	(h) Month 8	(i) Month 9	(j) Month 10	(k) Month 11	(l) Month 12
<b>1</b>								
<b>2</b>								
<b>3</b>								
<b>4</b>								
<b>5</b>								
<b>6</b>								
<b>7</b>								

**8 Penalty.** Add columns (a) through (l) of line 7. Enter the total here and on Part III, line 15 . . . . . \$

**Part V QOZ Business Property—Directly Owned or Leased by Taxpayer**

(a) QOZ No.	QOZ business property held directly on last day of the first 6-month period of the tax year		QOZ business property held directly on last day of the tax year	
	(b) Owned Property Value	(c) Leased Property Value	(d) Owned Property Value	(e) Leased Property Value
<b>1</b> If the taxpayer directly owned/leased QOZ business property used in one or more QOZs, see instructions and enter the total QOZ business property value from the separate statement . . . . .				

**Part VI QOZ Stock or Partnership Interests**

(a) QOZ No. (indicate non-QOZs by 9999999999)	(b) EIN of QOZ Business	(c) Investment Value	Tangible property held by QOZ business on last day of the first 6-month period of the tax year		(f) Investment Value	Tangible property held by QOZ business on last day of the tax year	
			(d) Owned Property Value	(e) Leased Property Value		(g) Owned Property Value	(h) Leased Property Value
<b>1</b> If additional lines are needed, see instructions and enter total QOZ business value held by the taxpayer from Part VII, line 2, columns (c) and (f) . . . . .							
<b>2</b> 6-month test QOZ property. Add Part V, columns (b) and (c), and Part VI, column (c). Enter the total here and on Part II, line 7 . . . . .							
<b>3</b> Year-end test QOZ property. Add Part V, columns (d) and (e), and Part VI, column (f). Enter the total here and on Part II, line 10 . . . . .							
<b>4</b> Type of accounting method used to value the property listed on this form.							
<input type="checkbox"/> Applicable financial statement valuation method.							
<input type="checkbox"/> Alternative valuation method.							



**Required Payment or Refund Under Section 7519**

Don't attach this form to Form 1065 or Form 1120-S; file it separately.  
Go to [www.irs.gov/Form8752](http://www.irs.gov/Form8752) for the latest information.

**2022**

Department of the Treasury  
Internal Revenue Service

For the required payment figured using the net income from the base year ending          , 2022  
**Due by May 15, 2023.**

Type or print	Name of partnership or S corporation	Employer identification number
	Number, street, and room or suite no. If a P.O. box, see instructions.	
	City or town, state or province, country, and ZIP or foreign postal code	

- A** Check applicable box to show how entity is classified for federal income tax purposes: **(1)**  Partnership      **(2)**  S Corporation
- B** If this is the entity's first tax year, skip lines 1–10, enter -0- on line 11, and check this box
- C** If this form is being filed to claim a full refund of the net required payment balance because of a terminating event, skip lines 1–9a, enter -0- on line 9b, complete lines 10–12, and check this box
- D** If the entity had a short base year (a base year of less than 12 months), check this box. See the line 1 instructions for the definition of "base year"

<b>1</b>	Net income for base year. If the entity had a short base year, increase the net income for the short base year by the applicable payments made during the base year (line 2 below), and multiply the result by the ratio of 12 over the number of months in the short base year. Carry out the ratio to at least 3 decimal places. If zero or less, enter -0- . . . . .	<b>1</b>	
<b>2</b>	Applicable payments made during base year . . . . .	<b>2</b>	
<b>3</b>	Deferral ratio. Divide the number of months in the deferral period by 12 and enter the result as a percentage. Carry out your answer to at least the nearest tenth of a percent . . . . .	<b>3</b>	%
<b>4</b>	<b>Line 1 deferred amount.</b> Multiply line 1 by line 3 . . . . . <b>Caution:</b> If the entity had a short base year, skip lines 5 and 6 and go to line 7.	<b>4</b>	
<b>5</b>	<b>Line 2 deferred amount.</b> Multiply line 2 by line 3 . . . . .	<b>5</b>	
<b>6</b>	Applicable payments made during the deferral period of the base year . . . . .	<b>6</b>	
<b>7</b>	If the entity had a 12-month base year, subtract line 6 from line 5. If zero or less, enter -0-. If the entity had a short base year, enter the applicable payments made during the deferral period of the applicable election year . . . . .	<b>7</b>	
<b>8</b>	Net base year income. If the entity had a 12-month base year, add lines 4 and 7. If the entity had a short base year, subtract line 7 from line 4. If zero or less, enter -0- . . . . .	<b>8</b>	
<b>9a</b>	Multiply line 8 by 38% (0.38) . . . . .	<b>9a</b>	
<b>9b</b>	If line 9a is more than \$500 or the required payment for any prior tax year was more than \$500, enter the amount from line 9a here. Otherwise, enter -0- . . . . .	<b>9b</b>	
<b>10</b>	Net required payment balance. Enter the excess of the required payments made for all prior years over the refunds of any required payments received for all prior years . . . . .	<b>10</b>	
<b>11</b>	<b>Required payment due.</b> If line 9b is larger than line 10, subtract line 10 from line 9b. See the line 11 instructions for payment options . . . . .	<b>11</b>	
<b>12</b>	<b>Refund of net prior year payments.</b> If line 10 is larger than line 9b, subtract line 9b from line 10	<b>12</b>	

**Sign Here**

Under penalties of perjury, I declare that I have examined this return, including accompanying schedules and statements, and to the best of my knowledge and belief, it is true, correct, and complete. Declaration of preparer (other than taxpayer) is based on all information of which preparer has any knowledge.

Keep a copy of this form for your records.

\_\_\_\_\_  
Signature of officer, partner, or limited liability company member      Date      Title

<b>Paid Preparer Use Only</b>	Print/Type preparer's name	Preparer's signature	Date	Check <input type="checkbox"/> if self-employed	PTIN
	Firm's name			Firm's EIN	
	Firm's address			Phone no.	

**Corporate and Real Estate Investment Trust (REIT) Report of Net 965 Tax Liability and Electing REIT Report of 965 Amounts**

OMB No. 1545-0123

▶ Go to [www.irs.gov/Form965B](http://www.irs.gov/Form965B) for instructions and the latest information.

Check this box if this is an amended report

Name of taxpayer or REIT: [REDACTED] Identifying number: [REDACTED] Taxable year of reporting: [REDACTED]

REITs Electing To Account for Section 965 Amounts Over Time Must Fill Out Part III.

**Part I Report of Net 965 Tax Liability and Election To Pay in Installments**

(a) Year of Section 965(a) Inclusion or Liability Assumed (see instructions)	(b) Taxpayer's Net Tax Liability With all 965 Amounts (see instructions)	(c) Taxpayer's Net Tax Liability Without 965 Amounts (see instructions)	(d) Net 965 Tax Liability (subtract column (b) from column (c))	(e) Installment Election Made		(f) Net 965 Tax Liability To Be Paid in Full in Year 1 (if column (e) is "No," enter amount from column (d))	(g) Net 965 Tax Liability To Be Paid in Installments (if column (e) is "Yes," enter amount from column (d) and see instructions)	(h) Net 965 Tax Liability Transferred (Out), Subsequent Adjustments, if any (see instructions)	(i) Tax Identification Number of Buyer/Transferee or Seller/Transferor
				Yes	No				
1	[REDACTED]	[REDACTED]	[REDACTED]			[REDACTED]	[REDACTED]	[REDACTED]	[REDACTED]
2									
3									
4									
5									
6									
7									
8									

**Part II Record of Amount of Net 965 Tax Liability Paid by the Taxpayer (see instructions)**

(a) Year of Section 965(a) Inclusion or Liability Assumed (see instructions)	(b) Paid for Year 1		(c) Paid for Year 2		(d) Paid for Year 3		(e) Paid for Year 4		(f) Paid for Year 5	
	(g) Paid for Year 6	(h) Paid for Year 7	(i) Paid for Year 8	(j) Net 965 Tax Liability Remaining Unpaid (see instructions)	(k) Net 965 Tax Liability Paid for the Reporting Year					
1	[REDACTED]	[REDACTED]	[REDACTED]	[REDACTED]	[REDACTED]	[REDACTED]	[REDACTED]	[REDACTED]	[REDACTED]	[REDACTED]
2										
3										
4										
5										
6										
7										
8										
<b>Totals</b>	[REDACTED]	[REDACTED]	[REDACTED]	[REDACTED]	[REDACTED]	[REDACTED]	[REDACTED]	[REDACTED]	[REDACTED]	[REDACTED]

For Privacy Act and Paperwork Reduction Act Notice, see the separate instructions.

Cat. No. 71278S

Form **965-B** (Rev. 1-2021)

**Part III Electing REIT Report of Section 965 Amounts Accounted for Over Time (see instructions)**

	(a) Tax Year of Section 965(a) Inclusion and Section 965(c) Deduction	(b) Amount Elected To Be Accounted for Over Time	(c) Portion Accounted for in Year 1	(d) Portion Accounted for in Year 2	(e) Portion Accounted for in Year 3	(f) Portion Accounted for in Year 4
<b>1a</b>	2017 Section 965(a) Inclusion					
<b>1b</b>	2017 Section 965(c) Deduction					
<b>2a</b>	2018 Section 965(a) Inclusion					
<b>2b</b>	2018 Section 965(c) Deduction					
<b>3a</b>	2019 Section 965(a) Inclusion					
<b>3b</b>	2019 Section 965(c) Deduction					
<b>4a</b>	2020 Section 965(a) Inclusion					
<b>4b</b>	2020 Section 965(c) Deduction					
<b>1a</b>	(g) Portion Accounted for in Year 5	(h) Portion Accounted for in Year 6	(i) Portion Accounted for in Year 7	(j) Portion Accounted for in Year 8	(k) Amount Remaining To Be Accounted for	(l) Portion Accounted for in This Reporting Year
<b>1b</b>						
<b>2a</b>						
<b>2b</b>						
<b>3a</b>						
<b>3b</b>						
<b>4a</b>						
<b>4b</b>						

**Totals** . . . . .

If more lines are needed for any Parts on this form, attach additional sheets.



UNIQUE FORM IDENTIFIER [REDACTED] AMENDED [REDACTED] AMENDMENT NO. [REDACTED]

<b>1</b> Income code	<b>2</b> Gross income	<b>3</b> Chapter indicator. Enter "3" or "4"		<b>13e</b> Recipient's U.S. TIN, if any	<b>13f</b> Ch. 3 status code	
		<b>3a</b> Exemption code	<b>4a</b> Exemption code		<b>13g</b> Ch. 4 status code	
		<b>3b</b> Tax rate	<b>4b</b> Tax rate	<b>13h</b> Recipient's GIIN	<b>13i</b> Recipient's foreign tax identification number, if any	<b>13j</b> LOB code
<b>5</b> Withholding allowance				<b>13k</b> Recipient's account number		
<b>6</b> Net income				<b>13l</b> Recipient's date of birth (YYYYMMDD)		
<b>7a</b> Federal tax withheld				[REDACTED]		
<b>7b</b> Check if federal tax withheld was not deposited with the IRS because escrow procedures were applied (see instructions) . . . . . <input type="checkbox"/>				[REDACTED]		
<b>7c</b> Check if withholding occurred in subsequent year with respect to a partnership interest . . . . . <input type="checkbox"/>				[REDACTED]		
<b>8</b> Tax withheld by other agents				<b>14a</b> Primary Withholding Agent's Name (if applicable)		
<b>9</b> Overwithheld tax repaid to recipient pursuant to adjustment procedures (see instructions) ( )				<b>14b</b> Primary Withholding Agent's EIN		
<b>10</b> Total withholding credit (combine boxes 7a, 8, and 9)				<b>15</b> Check if pro-rata basis reporting		<input type="checkbox"/>
<b>11</b> Tax paid by withholding agent (amounts not withheld) (see instructions)				<b>15a</b> Intermediary or flow-through entity's EIN, if any	<b>15b</b> Ch. 3 status code	<b>15c</b> Ch. 4 status code
[REDACTED]				<b>15d</b> Intermediary or flow-through entity's name		
<b>12a</b> Withholding agent's EIN	<b>12b</b> Ch. 3 status code	<b>12c</b> Ch. 4 status code		[REDACTED]		
<b>12d</b> Withholding agent's name				<b>15e</b> Intermediary or flow-through entity's GIIN		
<b>12e</b> Withholding agent's Global Intermediary Identification Number (GIIN)				<b>15f</b> Country code	<b>15g</b> Foreign tax identification number, if any	
<b>12f</b> Country code				<b>15h</b> Address (number and street)		
<b>12g</b> Foreign tax identification number, if any				<b>15i</b> City or town, state or province, country, ZIP or foreign postal code		
<b>12h</b> Address (number and street)				<b>16a</b> Payer's name		<b>16b</b> Payer's TIN
<b>12i</b> City or town, state or province, country, ZIP or foreign postal code				[REDACTED]		[REDACTED]
<b>13a</b> Recipient's name				<b>16c</b> Payer's GIIN		<b>16d</b> Ch. 3 status code
<b>13b</b> Recipient's country code				[REDACTED]		<b>16e</b> Ch. 4 status code
<b>13c</b> Address (number and street)				<b>17a</b> State income tax withheld	<b>17b</b> Payer's state tax no.	<b>17c</b> Name of state
<b>13d</b> City or town, state or province, country, ZIP or foreign postal code				[REDACTED]		

For Privacy Act and Paperwork Reduction Act Notice, see instructions.

Cat. No. 11386R

Form **1042-S** (2022)

Form 1118

(Rev. December 2022)
Department of the Treasury
Internal Revenue Service

Foreign Tax Credit—Corporations
Attach to the corporation's tax return.
Go to www.irs.gov/Form1118 for instructions and the latest information.
For calendar year 20, or other tax year beginning 20, and ending 20

OMB No. 1545-0123
Attachment
Sequence No. 118

Employer identification number

Use a separate Form 1118 for each applicable category of income (see instructions).

- a Separate Category (Enter code—see instructions).
b If code 901j is entered on line a, enter the country code for the sanctioned country (see instructions).
c If one of the RBT codes is entered on line a, enter the country code for the treaty country (see instructions).

Schedule A Income or (Loss) Before Adjustments (Report all amounts in U.S. dollars. See Specific Instructions.)

Table with columns: 1. EIN or Reference ID Number, 2. Foreign Country or U.S. Possession, 3. Inclusions Under Sections 951(a)(1) and 951A, 4. Dividends, 5. Interest, 6. Gross Rents, Royalties, and License Fees, 7. Sales, 8. Gross Income From Performance of Services, 9. Currency Gain, 10. Currency Gain Code, 11. Other, 12. Total, 13. Allocable Deductions, 14. Apportioned Share of Deductions, 15. Net Operating Loss Deduction, 16. Total Deductions, 17. Total Income or (Loss) Before Adjustments.

\* For section 863(b) income, NOLs, income from RICs, high-taxed income, section 951 A, and reattribution of income by reason of disregarded payments, use a single line (see instructions). Also, for reporting branches that are QBUS, use a separate line for each such branch.

For Paperwork Reduction Act Notice, see separate instructions.

Cat. No. 10900F

Form 1118 (Rev. 12-2022)

**Schedule B Foreign Tax Credit (Report all foreign tax amounts in U.S. dollars.)**  
**Part I—Foreign Taxes Paid, Accrued, and Deemed Paid (see instructions)**

1. Credit is Claimed for Taxes (check one):		2. Foreign Taxes Paid or Accrued (attach schedule showing amounts in foreign currency and conversion rate(s) used)					
<input type="checkbox"/> Paid <input type="checkbox"/> Accrued		Tax Withheld at Source on:					
Date Paid	Date Accrued	(a) Dividends	(b) Distributions of Previously Taxed Earnings and Profits	(c) Branch Remittances	(d) Interest	(e) Rents, Royalties, and License Fees	(f) Other
A							
B							
C							
<b>Totals (add lines A through C)</b>							

2. Foreign Taxes Paid or Accrued (attach schedule showing amounts in foreign currency and conversion rate(s) used) (continued)		3. Tax Deemed Paid (see instructions)	
Other Foreign Taxes Paid or Accrued on:			
(g) Sales	(h) Services Income	(i) Other	(j) Total Foreign Taxes Paid or Accrued (add columns 2(a) through 2(i))
A			
B			
C			
<b>Totals</b>			

**Part II—Separate Foreign Tax Credit (Complete a separate Part II for each applicable category of income.)**

<b>1a</b>	Total foreign taxes paid or accrued (total from Part I, column 2(j))		<b>1a</b>
<b>b</b>	Foreign taxes paid or accrued by the corporation during prior tax years that were suspended due to the rules of section 909 and for which the related income is taken into account by the corporation during the current tax year (see instructions)		
<b>2</b>	Total taxes deemed paid (total from Part I, column 3)		<b>1b</b>
<b>3</b>	Reductions of taxes paid, accrued, or deemed paid (enter total from Schedule G, Part I)		<b>2</b>
<b>4</b>	Taxes reclassified under high-tax kickout		<b>3</b>
<b>5</b>	Enter the sum of any carryover of foreign taxes (from Schedule K, line 3, column (xiv), and from Schedule I, Part III, line 3) plus any carrybacks to the current tax year		<b>4</b>
<b>6</b>	Total foreign taxes (combine lines 1a through 5)		<b>5</b>
<b>7</b>	Enter the amount from the applicable column of Schedule J, Part I, line 11 (see instructions). If Schedule J is not required to be completed, enter the result from the "Totals" line of column 17 of the applicable Schedule A		<b>6</b>
<b>8a</b>	Total taxable income from all sources (enter taxable income from the corporation's tax return)		<b>7</b>
<b>b</b>	Adjustments to line 8a (see instructions)		<b>8a</b>
<b>c</b>	Subtract line 8b from line 8a		<b>8b</b>
<b>9</b>	Divide line 7 by line 8c. Enter the resulting fraction as a decimal (see instructions). If line 7 is greater than line 8c, enter 1		<b>8c</b>
<b>10</b>	Total U.S. income tax against which credit is allowed (regular tax liability (see section 26(b)) minus any American Samoa economic development credit)		<b>9</b>
<b>11</b>	Multiply line 9 by line 10		<b>10</b>
<b>12</b>	Increase in limitation (section 960(c))		<b>11</b>
<b>13</b>	Credit limitation (add lines 11 and 12) (see instructions)		<b>12</b>
<b>14</b>	<b>Separate foreign tax credit</b> (enter the smaller of line 6 or line 13). Enter here and on the appropriate line of Part III		<b>13</b>
			<b>14</b>







**Schedule E Tax Deemed Paid With Respect to Previously Taxed Earnings and Profits (PTEP) by Domestic Corporation Filing the Return (Section 960(b)) (continued)**

**Part II — Tax Deemed Paid by First- and Lower-Tier Foreign Corporations**

Use this part to report the tax deemed paid by a foreign corporation with respect to distributions of PTEP from lower-tier foreign corporations under section 960(b) that relate to distributions reported in Part I (see instructions).

1a. Name of Distributing Foreign Corporation	1b. EIN or Reference ID Number of the Foreign Corporation (see instructions)	2. Tax Year End (Year/Month) (see instructions)	3. Country of Incorporation (enter country code — see instructions)
4a. Name of Recipient Foreign Corporation	4b. EIN or Reference ID Number of the Foreign Corporation (see instructions)	5. Tax Year End (Year/Month) (see instructions)	6. Country of Incorporation (enter country code — see instructions)
7. Functional Currency of the Distributing Foreign Corporation	8. PTEP Group (enter code)	9. Annual PTEP Account (enter year)	10. Total Amount of PTEP in the PTEP Group Within an Annual PTEP Account
11. Total Amount of the PTEP Group Taxes With Respect to PTEP Group Within an Annual PTEP Account	12. PTEP Distributed	13. Divide Column 12 by Column 10	14. Foreign Income Taxes Properly Attributable to PTEP and Not Previously Deemed Paid (multiply column 11 by column 13)

**Schedule F** Reserved

**Schedule G** Reductions of Taxes Paid, Accrued, or Deemed Paid

**Part I—Reduction Amounts**

<b>A</b>	Reduction of taxes under section 901(e)—Attach separate schedule . . . . .	<b>A</b>	<input type="checkbox"/>
<b>B</b>	Reduction of foreign oil and gas taxes—Enter amount from Schedule I, Part II, line 4 . . . . .	<b>B</b>	<input type="checkbox"/>
<b>C</b>	Reduction of taxes due to international boycott provisions—Enter appropriate portion from Schedule C (Form 5713) (see instructions). <b>Important: Enter only "specifically attributable taxes" here . . . . .</b>	<b>C</b>	<input type="checkbox"/>
<b>D</b>	Reduction of taxes for section 6038(c) penalty—Attach separate schedule . . . . .	<b>D</b>	<input type="checkbox"/>
<b>E</b>	Taxes suspended under section 909 . . . . .	<b>E</b>	<input type="checkbox"/>
<b>F</b>	Reduction for disallowed taxes under section 965(g) . . . . .	<b>F</b>	<input type="checkbox"/>
<b>G</b>	Reduction for disallowed taxes under section 245A . . . . .	<b>G</b>	<input type="checkbox"/>
<b>H</b>	Other reductions in taxes (attach schedule—see instructions) . . . . .	<b>H</b>	<input type="checkbox"/>

**Total** (add lines A through H). Enter here and on Schedule B, Part II, line 3. . . . .

**Part II—Other Information**

<b>I</b>	Check this box if, during the tax year, the corporation paid or accrued any foreign tax that was disqualified for credit under section 901(m) . . . . .	<input type="checkbox"/>
<b>J</b>	Check this box if, during the tax year, the corporation paid or accrued any foreign tax that was disqualified for credit under section 901(j), (k), or (l) . . . . .	<input type="checkbox"/>



**Schedule H** **Apportionment of Certain Deductions** (Complete only once for all categories of income.)  
**Part I—Research and Experimental Deductions**

	(a) Gross Receipts Method						(b) Total R&E Deductions (enter the sum of all amounts entered in all applicable "R&E Deductions" columns).
	Product Line # 1 (SIC Code: _____ )			Product Line # 2 (SIC Code: _____ )			
	(i) Gross Intangible Income	(ii) Gross Receipts	(iii) R&E Deductions	(iv) Gross Intangible Income	(v) Gross Receipts	(vi) R&E Deductions	
<b>1</b> Total (see instructions) . . . . .							
<b>2</b> Exclusive apportionment (50%) to either:							
<b>a</b> U.S. source gross intangible income, or . . . . .							
<b>b</b> Foreign source gross intangible income . . . . .							
<b>3</b> Remaining R&E deductions to be apportioned (line 1 minus line 2a or line 2b) . . . . .							
<b>4</b> U.S. source gross intangible income/related gross receipts/allocated and apportioned R&E deductions							
<b>a</b> Gross intangible income/Taxpayer's gross receipts . . . . .							
<b>b</b> Gross intangible income/Controlled parties' gross receipts							
<b>c</b> Gross intangible income/Uncontrolled parties' gross receipts . . . . .							
<b>d</b> Total line 4 . . . . .							
<b>5</b> Total foreign source gross intangible income/related gross receipts/allocated and apportioned R&E deductions							
<b>a</b> Gross intangible income/Taxpayer's gross receipts . . . . .							
<b>b</b> Gross intangible income/Controlled parties' gross receipts							
<b>c</b> Gross intangible income/Uncontrolled parties' gross receipts . . . . .							
<b>d</b> Total line 5 . . . . .							

**Important:** See **Computer-Generated Schedule H** in the instructions.

**Schedule H** Apportionment of Certain Deductions (Complete only once for all categories of income.) (continued)  
**Part I—Research and Experimental Deductions (continued)**

	(a) Gross Receipts Method		(b) Total R&E Deductions (enter the sum of all amounts entered in all applicable "R&E Deductions" columns).			
	Product Line #1 (SIC Code: _____ )	Product Line #2 (SIC Code: _____ )				
	(i) Gross Intangible Income	(ii) Gross Receipts	(iii) R&E Deductions	(iv) Gross Intangible Income	(v) Gross Receipts	(vi) R&E Deductions
<b>6</b> Foreign source gross intangible income/related gross receipts/allocated and apportioned R&E deductions						
<b>a</b> Enter code _____						
(1) Gross intangible income/Taxpayer's gross receipts . . . . .						
(2) Gross intangible income/Controlled parties' gross receipts						
(3) Gross intangible income/Uncontrolled parties' gross receipts						
(4) Add lines 6a(1), 6a(2), and 6a(3) . . . . .						
(5) Amount of line 3 R&E deductions apportioned to this separate category . . . . .						
(6) Amount of line 2b R&E deductions apportioned to this separate category . . . . .						
(7) Total R&E deductions for this separate category. Add lines 6a(5) and 6a(6) . . . . .						
<b>b</b> Enter code _____						
(1) Gross intangible income/Taxpayer's gross receipts . . . . .						
(2) Gross intangible income/Controlled parties' gross receipts						
(3) Gross intangible income/Uncontrolled parties' gross receipts						
(4) Add lines 6b(1), 6b(2), and 6b(3) . . . . .						
(5) Amount of line 3 R&E deductions apportioned to this separate category . . . . .						
(6) Amount of line 2b R&E deductions apportioned to this separate category . . . . .						
(7) Total R&E deductions for this separate category. Add lines 6b(5) and 6b(6) . . . . .						

**Note:** Include the amount from column (b) of line 6a(7) in column 14 of the Schedule A that corresponds with the code entered on line 6a. If applicable, you should likewise include the amount from column (b) of line 6b(7) in column 14 of the Schedule A that corresponds with the code entered on line 6b. On page 10, you should likewise include the amount(s) from column (b) of lines 6c(7), 6d(7), and 6e(7) in column 14 of the Schedule A that corresponds with the code entered on lines 6c, 6d, and 6e, respectively.

**Important:** See **Computer-Generated Schedule H** in the instructions.

**Schedule H** Apportionment of Certain Deductions (Complete only once for all categories of income.) (continued)

**Part I—Research and Experimental Deductions (continued)**

	(a) Gross Receipts Method				(b) Total R&E Deductions (enter the sum of all amounts entered in all applicable "R&E Deductions" columns).
	Product Line #1 (SIC Code: _____ )	(ii) Gross Receipts	(iii) R&E Deductions	Product Line #2 (SIC Code: _____ )	
	(i) Gross Intangible Income	(iv) Gross Intangible Income	(v) Gross Receipts	(vi) R&E Deductions	
<b>c</b> Enter code _____					
(1) Gross intangible income/Taxpayer's gross receipts . . . . .					
(2) Gross intangible income/Controlled parties' gross receipts . . . . .					
(3) Gross intangible income/Uncontrolled parties' gross receipts . . . . .					
(4) Add lines 6c(1), 6c(2), and 6c(3) . . . . .					
(5) Amount of line 3 R&E deductions apportioned to this separate category . . . . .					
(6) Amount of line 2b R&E deductions apportioned to this separate category . . . . .					
(7) Total R&E deductions for this separate category. Add lines 6c(5) and 6c(6) . . . . .					
<b>d</b> Enter code _____					
(1) Gross intangible income/Taxpayer's gross receipts . . . . .					
(2) Gross intangible income/Controlled parties' gross receipts . . . . .					
(3) Gross intangible income/Uncontrolled parties' gross receipts . . . . .					
(4) Add lines 6d(1), 6d(2), and 6d(3) . . . . .					
(5) Amount of line 3 R&E deductions apportioned to this separate category . . . . .					
(6) Amount of line 2b R&E deductions apportioned to this separate category . . . . .					
(7) Total R&E deductions for this separate category. Add lines 6d(5) and 6d(6) . . . . .					
<b>e</b> Enter code _____					
(1) Gross intangible income/Taxpayer's gross receipts . . . . .					
(2) Gross intangible income/Controlled parties' gross receipts . . . . .					
(3) Gross intangible income/Uncontrolled parties' gross receipts . . . . .					
(4) Add lines 6e(1), 6e(2), and 6e(3) . . . . .					
(5) Amount of line 3 R&E deductions apportioned to this separate category . . . . .					
(6) Amount of line 2b R&E deductions apportioned to this separate category . . . . .					
(7) Total R&E deductions for this separate category. Add lines 6e(5) and 6e(6) . . . . .					
<b>7</b> Total foreign-source apportioned R&E deductions (add lines 6a(7), 6b(7), 6c(7), 6d(7), and 6e(7)). This should equal the amount entered on line 5d of this column . . . . .					

**Important:** See **Computer-Generated Schedule H** in the instructions.

**Schedule H** **Apportionment of Certain Deductions and Apportioned Based on Assets** (Complete only once for all categories of income.) (continued)

	(a) Average Value of Assets— Check Method Used:		(b) Interest Deductions				(c) Stewardship Deductions	(d) Certain Industrial/Investor Damages (see instructions)	(e) Other Deductions (attach schedule) (see instructions)	(f) Totals (add the amounts from columns (b)(iii), (b)(iv), (c), (d), and (e))
	<input checked="" type="checkbox"/> Nonfinancial Corporations	<input type="checkbox"/> Tax book value <input type="checkbox"/> Alternative tax book value	(i) Financial Corporations	(ii) Nonfinancial Corporations	(iii) Financial Corporations	(iv) Financial Corporations				
<b>1a</b> Totals (see instructions)	<input checked="" type="checkbox"/>									
<b>b</b> Amounts specifically allocable under Temporary Regulations section 1.861-10T(e)	<input checked="" type="checkbox"/>									
<b>c</b> Other specific allocations under Temporary Regulations section 1.861-10T	<input checked="" type="checkbox"/>									
<b>d</b> Assets excluded from apportionment formula	<input checked="" type="checkbox"/>									
<b>2</b> Total to be apportioned (subtract the sum of lines 1b, 1c, and 1d from line 1a)										
<b>3</b> Apportionment among statutory groupings and residual grouping (see instructions):										
<b>a</b> Enter code										
(1) Section 245A dividend										
(2) Other										
(3) Total line a										
<b>b</b> Enter code										
(1) Section 245A dividend										
(2) Other										
(3) Total line b										
<b>c</b> Enter code										
(1) Section 245A dividend										
(2) Other										
(3) Total line c										
<b>d</b> Enter code										
(1) Section 245A dividend										
(2) Other										
(3) Total line d										
<b>e</b> Enter code										
(1) Section 245A dividend										
(2) Other										
(3) Total line e										
<b>f</b> U.S. source										
(1) Section 245A dividend										
(2) Other										
(3) Total line f										
<b>4</b> Expenses Allocated and Apportioned to Section 245A Dividends. Enter the sum of amounts in column (f) of lines 3a(1), 3b(1), 3c(1), 3d(1), 3e(1), and 3f(1). Include this line 4 result as a negative amount on Schedule B, Part II, line 8b										4

**Additional note:** With respect to each applicable statutory grouping, include the amount in column (f) of line 3a(2), 3b(2), 3c(2), 3d(2), or 3e(2) below in column 14 of the corresponding Schedule A.

**SCHEDULE I  
(Form 1118)**

(Rev. December 2021)  
Department of the Treasury  
Internal Revenue Service

**Reduction of Foreign Oil and Gas Taxes**

▶ Attach to Form 1118.

▶ Go to [www.irs.gov/Form1118](http://www.irs.gov/Form1118) for the latest information.

OMB No. 1545-0123

Name of corporation \_\_\_\_\_, or other tax year beginning \_\_\_\_\_, 20\_\_\_\_, and ending \_\_\_\_\_, 20\_\_\_\_

Employer identification number \_\_\_\_\_

Use a separate Schedule I (Form 1118) for each applicable category of income (see instructions).

- a Separate Category (Enter code—see instructions.) . . . . . ▶
- b If code 901j is entered on line a, enter the country code for the sanctioned country (see instructions) . . . . . ▶
- c If one of the RBT codes is entered on line a, enter the country code for the treaty country (see instructions) . . . . . ▶

Report all amounts in U.S. dollars.

**Part I Combined Foreign Oil and Gas Income and Taxes**

	1(a). EIN or Reference ID number (see instructions)*	1(b). Foreign country or U.S. possession (enter two-letter code—use a separate line for each) (see instructions)	Gross Foreign Oil and Gas Income From Sources Outside the United States and Its Possessions (see instructions)			6. Total (add columns 2 through 5)
			2. Gross foreign oil and gas extraction income	3. Gross foreign oil related income	4. Inclusions under sections 951(a)(1) and 951A	
A						
B						
C						
D						
E						
F						
<b>Totals</b> (add lines A through F)						

\* For section 863(b) income, use a single line (see instructions).

**Deductions**

	7. Allocable deductions	8. Apportioned deductions	9. Total (add columns 7 and 8)	10. Taxable income (column 6 minus column 9)		11. Paid or accrued		12. Deemed paid	13. Total (add columns 11 and 12)
				Foreign Oil and Gas Taxes (attach schedule)	Foreign Oil and Gas Taxes (attach schedule)				
A									
B									
C									
D									
E									
F									
<b>Totals</b>									

For Paperwork Reduction Act Notice, see the Instructions for Form 1118.

Cat. No. 10237L

Schedule I (Form 1118) (Rev. 12-2021)

<b>Part II Reduction Under Section 907(a)</b>	
<b>1</b>	Combined foreign oil and gas income. (See the instructions for Part II, line 1, below.) . . . . .
<b>2</b>	Multiply line 1 by the highest rate of tax under section 11(b). (See the instructions for Part II, line 2, below.)
<b>3</b>	Total taxes (from Part I, column 13, "Totals" line) . . . . .
<b>4</b>	Reduction (subtract line 2 from line 3; if zero or less, enter -0-). Enter here and on Schedule G, line B, of the corresponding Form 1118 . . . . .
<b>Part III Foreign Oil and Gas Taxes Available for Use in the Current Tax Year</b>	
<b>1</b>	Excess section 907(a) limitation. Subtract Schedule I, Part II, line 3, from line 2. If zero or less, enter -0- and do not complete the remainder of Part III . . . . .
<b>2</b>	Enter the sum of any carryover of foreign oil and gas tax to the current year. Attach a schedule showing the computation in detail . . . . .
<b>3</b>	Enter the smaller of lines 1 and 2 here and include on Schedule B, Part II, line 5 . . . . .

**General Instructions**

Section references are to the Internal Revenue Code unless otherwise noted.

**Who Must File**

If the corporation claims a credit for any income taxes paid, accrued, or deemed paid during the tax year on combined foreign oil and gas income, the amount of such taxes eligible for credit may be reduced. See section 907(a) and Regulations section 1.907(a)-1 for details.

**Method of Reporting**

Report all amounts in U.S. dollars. If it is necessary to convert from foreign currency, attach a statement explaining how the rate was determined.

**Specific Instructions**

**Codes at top of page 1.** On line a, enter the same separate category code as that shown on the Form 1118 to which this Schedule I is attached. If applicable, on line b or c, enter the same country code as that shown on the Form 1118 to which this Schedule I is attached.

**Part I**

See section 907(c) and underlying regulations for rules on the income to include in Part I.

**Note: Do not** include any dividend or interest income that is passive income. See the Instructions for Form 1118 for the definition of passive income.

**Column 1(a).** For information pertaining to the entry of EINs and reference ID numbers, see *Identifying Numbers* in the separate instructions for Form 1118. For section 863(b) income, leave column 1(a) blank.

**Column 1(b).** Enter the two-letter codes (from the list at [www.irs.gov/CountryCodes](http://www.irs.gov/CountryCodes)) of all foreign countries and U.S. possessions within which income is sourced and/or to which taxes were paid, accrued, or deemed paid. For section 863(b) income, enter "863(b)" instead of a two-letter code.

**Column 2.** Enter gross income from sources outside the United States and its possessions from the following.

- The extraction (by the corporation or any other person) of minerals from oil or gas wells located outside the United States and its possessions.
- The sale or exchange of assets used in the trade or business of extracting minerals from oil or gas wells located outside the United States and its possessions.

See section 907(c)(1).

**Column 3.** Enter gross income from sources outside the United States and its possessions from the following.

- The processing of minerals extracted (by the corporation or any other person) from oil or gas wells into their primary products.
- The transportation of such minerals or primary products.
- The distribution or sale of such minerals or primary products.

- The disposition of assets used in the trade or business described in the three previous bulleted items.
- The performance of any other related service.

See section 907(c)(2).

**Column 4.** Enter amounts taxable under section 951(a) or 951A (including section 78 gross-up) that are attributable to the controlled foreign corporation's combined foreign oil and gas income.

**Column 5.** Include the corporation's distributive share of partnership combined foreign oil and gas income. Include in column 5 interest income paid by a foreign corporation to the extent the category of income of such interest is determined under section 904(d)(3). Do not include interest income paid by a foreign subsidiary out of foreign oil and gas extraction income of the payor, even if it is not passive income.

See section 907(c)(3).

**Columns 7 and 8.** Enter the deductions allocated and apportioned to foreign oil and gas income in the separate category. See the regulations under section 861.

**Column 10.** For each country, subtract column 9 from column 6 and enter the result in column 10. When totaling the column 10 amounts, note that a taxable loss from a foreign country offsets taxable income from other countries.

**Columns 11 and 12.** Attach a schedule to show how the foreign taxes paid, accrued, or deemed paid with respect to combined foreign oil and gas income were figured.

**Part II**

**Line 1.** Enter the total from Part I, column 10, minus any recapture described in section 907(c)(4).

**Line 2.** At the time this schedule went to print, the highest rate of tax specified under section 11(b) was 21%.

**Part III**

**Line 2.** Enter the sum of any carryover of foreign oil and gas tax to the current year. Attach a schedule showing the computation in detail. Corporations are encouraged to attach a schedule that is similar to Schedule K (Form 1118), which is used to report a running balance of the corporation's section 904(c) carryovers. If this approach is taken, the amount to be entered on line 2 is the amount that corresponds to Schedule K (Form 1118), line 3, column (xiv). Please note that special rules apply to the carryback and carryover of foreign taxes paid or accrued on combined foreign oil and gas income and related taxes. For example, in applying foreign tax carryovers from prior tax years, in the case of any tax year that is an unused credit year (as defined in section 907(f)) under each of sections 907(f) and 904(c), the provisions of section 907(f) are to be applied before section 904(c). See section 907(f) and Regulations section 1.907(f)-1 for additional information.

**Schedule J  
(Form 1118)**

(Rev. December 2020)

Department of the Treasury  
Internal Revenue Service

Name of corporation

**Adjustments to Separate Limitation Income (Loss) Categories for  
Determining Numerators of Limitation Fractions, Year-End Recharacterization Balances,  
and Overall Foreign and Domestic Loss Account Balances**

OMB No. 1545-0123

For calendar year 20\_\_\_\_, or other tax year beginning \_\_\_\_\_, 20\_\_\_\_, and ending \_\_\_\_\_, 20\_\_\_\_

▶ Attach to Form 1118.

Employer identification number

**Part I Adjustments to Separate Limitation Income or (Losses) in Determining Numerators of Limitation Fractions (see instructions)**

	(i) Section 951A income	(ii) Foreign branch income	(iii) Passive category income	(iv) General category income	(v) Other income* (identify ▶ _____)	(vi) U.S. income
<b>1</b> Income or (loss) before adjustments						
<b>2</b> Allocation of separate limitation losses:						
<b>a</b> Section 951A income	( )	( )	( )	( )	( )	( )
<b>b</b> Foreign branch income	( )	( )	( )	( )	( )	( )
<b>c</b> Passive category income	( )	( )	( )	( )	( )	( )
<b>d</b> General category income	( )	( )	( )	( )	( )	( )
<b>e</b> Other income* (identify ▶ _____)	( )	( )	( )	( )	( )	( )
<b>3 Subtotal</b> —Combine lines 1 through 2e.						
<b>4</b> Allocation of overall foreign losses						
<b>5</b> Allocation of domestic losses	( )	( )	( )	( )	( )	( )
<b>6 Subtotal</b> —Combine lines 3 through 5.						
<b>7</b> Recapture of overall foreign losses	( )	( )	( )	( )	( )	( )
<b>8 Subtotal</b> —Combine lines 6 and 7.						
<b>9</b> Recharacterization of separate limitation income:						
<b>a</b> Section 951A income	( )	( )	( )	( )	( )	( )
<b>b</b> Foreign branch income	( )	( )	( )	( )	( )	( )
<b>c</b> Passive category income	( )	( )	( )	( )	( )	( )
<b>d</b> General category income	( )	( )	( )	( )	( )	( )
<b>e</b> Other income* (identify ▶ _____)	( )	( )	( )	( )	( )	( )
<b>10</b> Recapture of overall domestic losses						
<b>11 Numerator of Limitation Fraction</b> — Combine lines 8 through 10. Enter each result here and on Schedule B, Part II, line 7, of corresponding Form 1118.						

\* Important: See **Computer-Generated Schedule J** in instructions.

For Paperwork Reduction Act Notice, see the Instructions for Form 1118.

Cat. No. 10309U

Schedule J (Form 1118) (Rev. 12-2020)

**Part II Year-End Balances of Future Separate Limitation Income That Must Be Recharacterized (section 904(f)(5)(C))**

	(i) Section 951A Income	(ii) Foreign branch income	(iii) Passive category income	(iv) General category income	(v) Other income* (Identify ▶ ..... )	(vi) U.S. Income
<b>a</b> Section 951A Income						
<b>b</b> Foreign branch income						
<b>c</b> Passive category income						
<b>d</b> General category income						
<b>e</b> Other income* (Identify ▶ ..... )						

**Part III Overall Foreign Loss Account Balances (section 904(f)(1)) Complete for each separate limitation income category.**

<b>1</b> Beginning balance						
<b>2</b> Current year additions						
<b>3</b> Current year reductions (other than recapture)						
<b>4</b> Current year recapture (from Part I, line 7)						
<b>5</b> Ending balance—Combine lines 1 through 4.						

**Part IV Overall Domestic Loss Account Balances (section 904(g)(1))**

<b>1</b> Beginning balance						
<b>2</b> Current year additions						
<b>3</b> Current year reductions (other than recapture)						
<b>4</b> Subtotal—Combine lines 1 through 3.						
<b>5</b> Current year recapture (from Part I, line 10)						
<b>6</b> Ending balance—Subtract line 5 from line 4.						

\* Important: See Computer-Generated Schedule J in instructions.



**SCHEDULE K  
(Form 1118)**

(Rev. December 2018)  
Department of the Treasury  
Internal Revenue Service

**Foreign Tax Carryover Reconciliation Schedule**

For calendar year 20....., or other tax year beginning....., 20....., and ending....., 20.....  
▶ See separate instructions.  
▶ Attach to Form 1118.  
▶ Go to [www.irs.gov/Form1118](http://www.irs.gov/Form1118) for instructions and the latest information.

OMB No. 1545-0123

Name of corporation \_\_\_\_\_ Employer identification number \_\_\_\_\_

Use a separate Schedule K (Form 1118) for each category of income (see instructions).

- a** Separate Category (enter code—see instructions) . . . . . ▶▶
- b** If code 901j is entered on line a, enter the country code for the sanctioned country (see instructions) . . . . . ▶▶
- c** If code RBT is entered on line a, enter the country code for the treaty country (see instructions) . . . . . ▶▶

	(i) 10th Preceding Tax Year	(ii) 9th Preceding Tax Year	(iii) 8th Preceding Tax Year	(iv) 7th Preceding Tax Year	(v) 6th Preceding Tax Year	(vi) 5th Preceding Tax Year	(vii) Subtotal (add columns (i) through (vi))
<b>1</b> Foreign tax carryover from the prior tax year (enter amounts from the appropriate columns of line 8 of the prior year Schedule K (see instructions))	█	█	█	█	█	█	█
<b>2</b> Adjustments to line 1 (enter description—see instructions):							
<b>a</b> Carryback adjustment (see instructions)							
<b>b</b> Adjustments for section 905(c) redeterminations (see instructions)	█	█	█	█	█	█	█
<b>c</b>							
<b>d</b>							
<b>e</b>							
<b>f</b>							
<b>g</b>							
<b>3</b> Adjusted foreign tax carryover from prior tax year (combine lines 1 and 2)	█	█	█	█	█	█	█
<b>4</b> Foreign tax carryover used in current tax year (enter as a negative number)	█	█	█	█	█	█	█
<b>5</b> Foreign tax carryover expired unused in current tax year (enter as a negative number)	█						█
<b>6</b> Foreign tax carryover generated in current tax year							
<b>7</b> Actual or estimated amount of line 6 to be carried back to prior tax year (enter as a negative number)							
<b>8</b> Foreign tax carryover to the following tax year. Combine lines 3 through 7.	-0-	█	█	█	█	█	█

Foreign Tax Carryover Reconciliation (continued)	(viii) Subtotal from page 1 (enter the amounts from column (vii) on page 1)	(ix) 4th Preceding Tax Year	(x) 3rd Preceding Tax Year	(xi) 2nd Preceding Tax Year	(xii) 1st Preceding Tax Year	(xiii) Current Tax Year	(xiv) Totals (add columns (viii) through (xiii))
<b>1</b> Foreign tax carryover from the prior tax year (enter amounts from the appropriate columns of line 8 of the prior year Schedule K (see instructions))	[Redacted]	[Redacted]	[Redacted]	[Redacted]	[Redacted]	[Redacted]	[Redacted]
<b>2</b> Adjustments to line 1 (enter description – see instructions):	[Redacted]	[Redacted]	[Redacted]	[Redacted]	[Redacted]	[Redacted]	[Redacted]
<b>a</b> Carryback adjustment (see instructions)	[Redacted]	[Redacted]	[Redacted]	[Redacted]	[Redacted]	[Redacted]	[Redacted]
<b>b</b> Adjustments for section 905(c) redeterminations (see instructions)	[Redacted]	[Redacted]	[Redacted]	[Redacted]	[Redacted]	[Redacted]	[Redacted]
<b>c</b>	[Redacted]	[Redacted]	[Redacted]	[Redacted]	[Redacted]	[Redacted]	[Redacted]
<b>d</b>	[Redacted]	[Redacted]	[Redacted]	[Redacted]	[Redacted]	[Redacted]	[Redacted]
<b>e</b>	[Redacted]	[Redacted]	[Redacted]	[Redacted]	[Redacted]	[Redacted]	[Redacted]
<b>f</b>	[Redacted]	[Redacted]	[Redacted]	[Redacted]	[Redacted]	[Redacted]	[Redacted]
<b>g</b>	[Redacted]	[Redacted]	[Redacted]	[Redacted]	[Redacted]	[Redacted]	[Redacted]
<b>3</b> Adjusted foreign tax carryover from prior tax year (combine lines 1 and 2). Include the column (xiv) total on the current year Form 1118, Schedule B, Part II, line 5.	[Redacted]	[Redacted]	[Redacted]	[Redacted]	[Redacted]	[Redacted]	[Redacted]
<b>4</b> Foreign tax carryover used in current tax year (enter as a negative number)	[Redacted]	[Redacted]	[Redacted]	[Redacted]	[Redacted]	[Redacted]	[Redacted]
<b>5</b> Foreign tax carryover expired unused in current tax year (enter as a negative number)	[Redacted]	[Redacted]	[Redacted]	[Redacted]	[Redacted]	[Redacted]	[Redacted]
<b>6</b> Foreign tax carryover generated in current tax year	[Redacted]	[Redacted]	[Redacted]	[Redacted]	[Redacted]	[Redacted]	[Redacted]
<b>7</b> Actual or estimated amount of line 6 to be carried back to prior tax year (enter as a negative number)	[Redacted]	[Redacted]	[Redacted]	[Redacted]	[Redacted]	[Redacted]	[Redacted]
<b>8</b> Foreign tax carryover to the following tax year. Combine lines 3 through 7.	[Redacted]	[Redacted]	[Redacted]	[Redacted]	[Redacted]	[Redacted]	[Redacted]

# International Boycott Report

(Rev. December 2010)  
Department of the Treasury  
Internal Revenue Service

For tax year beginning \_\_\_\_\_, 20\_\_\_\_,  
and ending \_\_\_\_\_, 20\_\_\_\_.  
▶ **Controlled groups, see instructions.**

**Attachment  
Sequence No. 123**

**Paper filers must file in  
duplicate (see When and Where  
to File in the instructions)**

Name \_\_\_\_\_ Identifying number \_\_\_\_\_

Number, street, and room or suite no. If a P.O. box, see instructions.

City or town, state, and ZIP code

Address of service center where your tax return is filed

Type of filer (check one):

- Individual
- Partnership
- Corporation
- Trust
- Estate
- Other

**1 Individuals**—Enter adjusted gross income from your tax return (see instructions)

**2 Partnerships and corporations:**

- a Partnerships**—Enter each partner’s name and identifying number.
- b Corporations**—Enter the name and employer identification number of each member of the controlled group (as defined in section 993(a)(3)). Do not list members included in the consolidated return; instead, attach a copy of Form 851. List all other members of the controlled group not included in the consolidated return.

**If you list any corporations below or if you attach Form 851, you must designate a common tax year. Enter on line 4b the name and employer identification number of the corporation whose tax year is designated.**

Name	Identifying number

If more space is needed, attach additional sheets and check this box

Code	Description

- c** Enter principal business activity code and description (see instructions)
- d** IC-DISCs—Enter principal product or service code and description (see instructions)

**3 Partnerships**—Each partnership filing Form 5713 must give the following information:

- a** Partnership’s total assets (see instructions) . . . . .
- b** Partnership’s ordinary income (see instructions) . . . . .

**4 Corporations**—Each corporation filing Form 5713 must give the following information:

- a** Type of form filed (Form 1120, 1120-FSC, 1120-IC-DISC, 1120-L, 1120-PC, etc.) . . . . .
- b** Common tax year election (see instructions)
  - (1)** Name of corporation ▶ \_\_\_\_\_
  - (2)** Employer identification number . . . . .
  - (3)** Common tax year beginning \_\_\_\_\_, 20\_\_\_\_, and ending \_\_\_\_\_, 20\_\_\_\_.
- c** Corporations filing this form enter:
  - (1)** Total assets (see instructions) . . . . .
  - (2)** Taxable income before net operating loss and special deductions (see instructions) . . . . .

**5 Estates or trusts**—Enter total income (Form 1041, page 1) . . . . .

**6** Enter the total amount (before reduction for boycott participation or cooperation) of the following tax benefits (see instructions):

- a** Foreign tax credit . . . . .
- b** Deferral of earnings of controlled foreign corporations . . . . .
- c** Deferral of IC-DISC income . . . . .
- d** FSC exempt foreign trade income . . . . .
- e** Foreign trade income qualifying for the extraterritorial income exclusion . . . . .

**Please  
Sign  
Here**

Under penalties of perjury, I declare that I have examined this report, including accompanying schedules and statements, and to the best of my knowledge and belief, it is true, correct, and complete.

Signature \_\_\_\_\_ Date \_\_\_\_\_ Title \_\_\_\_\_

<b>7a</b>	Are you a U.S. shareholder (as defined in section 951(b)) of any foreign corporation (including a FSC that does not use the administrative pricing rules) that had operations reportable under section 999(a)? . . . . .	<b>Yes</b>	<b>No</b>
<b>b</b>	If the answer to question 7a is "Yes," is any foreign corporation a controlled foreign corporation (as defined in section 957(a))? . . . . .		
<b>c</b>	Do you own any stock of an IC-DISC? . . . . .		
<b>d</b>	Do you claim any foreign tax credit? . . . . .		
<b>e</b>	Do you control (within the meaning of section 304(c)) any corporation (other than a corporation included in this report) that has operations reportable under section 999(a)? . . . . . If "Yes," did that corporation participate in or cooperate with an international boycott at any time during its tax year that ends with or within your tax year? . . . . .		
<b>f</b>	Are you controlled (within the meaning of section 304(c)) by any person (other than a person included in this report) who has operations reportable under section 999(a)? . . . . . If "Yes," did that person participate in or cooperate with an international boycott at any time during its tax year that ends with or within your tax year? . . . . .		
<b>g</b>	Are you treated under section 671 as the owner of a trust that has reportable operations under section 999(a)? . . . . .		
<b>h</b>	Are you a partner in a partnership that has reportable operations under section 999(a)? . . . . .		
<b>i</b>	Are you a foreign sales corporation (FSC) (as defined in section 922(a), as in effect before its repeal)? . . . . .		
<b>j</b>	Are you excluding extraterritorial income (defined in section 114(e), as in effect before its repeal) from gross income? . . . . .		

**Part I Operations in or Related to a Boycotting Country** (see instructions)

<b>8</b>	<b>Boycott of Israel</b> —Did you have any operations in or related to any country (or with the government, a company, or a national of that country) associated in carrying out the boycott of Israel which is on the list maintained by the Secretary of the Treasury under section 999(a)(3)? (See <b>Boycotting Countries</b> in the instructions.) . . . . . If "Yes," complete the following table. If more space is needed, attach additional sheets using the exact format and check this box . . . . . <input type="checkbox"/>	<b>Yes</b>	<b>No</b>
----------	---	------------	-----------

Name of country (1)	Identifying number of person having operations (2)	Principal business activity		IC-DISCs only—Enter product code (5)
		Code (3)	Description (4)	
<b>a</b>				
<b>b</b>				
<b>c</b>				
<b>d</b>				
<b>e</b>				
<b>f</b>				
<b>g</b>				
<b>h</b>				
<b>i</b>				
<b>j</b>				
<b>k</b>				
<b>l</b>				
<b>m</b>				
<b>n</b>				
<b>o</b>				

**9 Nonlisted countries boycotting Israel**— Did you have operations in any nonlisted country which you know or have reason to know requires participation in or cooperation with an international boycott directed against Israel?

<b>Yes</b>	<b>No</b>

If "Yes," complete the following table. If more space is needed, attach additional sheets using the exact format and check this box

Name of country (1)	Identifying number of person having operations (2)	Principal business activity		IC-DISCs only—Enter product code (5)
		Code (3)	Description (4)	
a				
b				
c				
d				
e				
f				
g				
h				

<b>Yes</b>	<b>No</b>

**10 Boycotts other than the boycott of Israel**—Did you have operations in any other country which you know or have reason to know requires participation in or cooperation with an international boycott other than the boycott of Israel?

If "Yes," complete the following table. If more space is needed, attach additional sheets using the exact format and check this box

Name of country (1)	Identifying number of person having operations (2)	Principal business activity		IC-DISCs only—Enter product code (5)
		Code (3)	Description (4)	
a				
b				
c				
d				
e				
f				
g				
h				

<b>Yes</b>	<b>No</b>

**11** Were you requested to participate in or cooperate with an international boycott? . . . . .  
If "Yes," attach a copy (in English) of any and all such requests received during your tax year. If the request was in a form other than a written request, attach a separate sheet explaining the nature and form of any and all such requests. (See instructions.)

<b>Yes</b>	<b>No</b>

**12** Did you participate in or cooperate with an international boycott? . . . . .  
If "Yes," attach a copy (in English) of any and all boycott clauses agreed to, and attach a general statement of the agreement. If the agreement was in a form other than a written agreement, attach a separate sheet explaining the nature and form of any and all such agreements. (See instructions.)

<b>Yes</b>	<b>No</b>

**Note:** If the answer to either question 11 or 12 is "Yes," you must complete the rest of Form 5713. If you answered "Yes" to question 12, you must complete Schedules A and C or B and C (Form 5713).

<b>Part II</b> <b>Requests for and Acts of Participation in or Cooperation With an International Boycott</b>	Requests		Agreements	
	Yes	No	Yes	No
<b>13a</b> Did you receive requests to enter into, or did you enter into, any agreement (see instructions):				
<b>(1)</b> As a condition of doing business directly or indirectly within a country or with the government, a company, or a national of a country to—				
<b>(a)</b> Refrain from doing business with or in a country which is the object of an international boycott or with the government, companies, or nationals of that country?				
<b>(b)</b> Refrain from doing business with any U.S. person engaged in trade in a country which is the object of an international boycott or with the government, companies, or nationals of that country?				
<b>(c)</b> Refrain from doing business with any company whose ownership or management is made up, in whole or in part, of individuals of a particular nationality, race, or religion, or to remove (or refrain from selecting) corporate directors who are individuals of a particular nationality, race, or religion?				
<b>(d)</b> Refrain from employing individuals of a particular nationality, race, or religion?				
<b>(2)</b> As a condition of the sale of a product to the government, a company, or a national of a country, to refrain from shipping or insuring products on a carrier owned, leased, or operated by a person who does not participate in or cooperate with an international boycott?				

**b Requests and agreements**—if the answer to any part of 13a is “Yes,” complete the following table. If more space is needed, attach additional sheets using the exact format and check this box

Name of country  (1)	Identifying number of person receiving the request or having the agreement (2)	Principal business activity		IC-DISCs only— Enter product code (5)	Type of cooperation or participation			
		Code (3)	Description (4)		Number of requests		Number of agreements	
					Total (6)	Code (7)	Total (8)	Code (9)
<b>a</b>					■		■	
<b>b</b>								
<b>c</b>								
<b>d</b>								
<b>e</b>								
<b>f</b>								
<b>g</b>								
<b>h</b>								
<b>i</b>								
<b>j</b>								
<b>k</b>								
<b>l</b>								
<b>m</b>								
<b>n</b>								
<b>o</b>								
<b>p</b>								

WITHHOLDING AGENT'S name, street address, city or town, state or province, country, ZIP or foreign postal code, and phone no.		1 Date of transfer (mm/dd/yyyy) / /	OMB No. 1545-0902 Form <b>8288-A</b> (Rev. January 2023)
		2 Gain recognized by foreign corporation \$	
WITHHOLDING AGENT'S U.S. TIN █	U.S. TIN of FOREIGN PERSON subject to withholding (see instructions) █	3 Amount realized \$	4 Federal income tax withheld \$
FOREIGN PERSON'S name subject to withholding █		5 Withholding under section: a 1445 <input type="checkbox"/> b 1446(f)(1) <input type="checkbox"/>	6 FOREIGN PERSON subject to withholding: a Individual <input type="checkbox"/> b Corporation <input type="checkbox"/> c Partnership <input type="checkbox"/> d Other <input type="checkbox"/> (specify) █
Foreign address (number, street, and apt. or suite no.) █			
City or town, state or province, country (not U.S.), and ZIP or foreign postal code █		7 Country code of FOREIGN PERSON subject to withholding █	
Mailing address of FOREIGN PERSON subject to withholding (if different) █		8 Description of property transferred █	

**Statement of Withholding on Certain Dispositions by Foreign Persons**

**Copy A  
For Internal Revenue Service Center**

For Privacy Act and Paperwork Reduction Act Notice, see the Instructions for Form 8288.

Form **8288-A** (Rev. 1-2023)

Cat. No. 62261L

**Attach Copies A and B to Form 8288**

Department of the Treasury - Internal Revenue Service

## Foreign Partner's Information Statement of Section 1446 Withholding Tax

▶ Go to [www.irs.gov/Form8805](http://www.irs.gov/Form8805) for instructions and the latest information.

For partnership's calendar year \_\_\_\_\_, or tax year beginning \_\_\_\_\_, 20\_\_\_\_, and ending \_\_\_\_\_, 20\_\_\_\_

<b>1a</b> Foreign partner's name	<b>b</b> U.S. identifying number	<b>5a</b> Name of partnership	<b>b</b> U.S. Employer Identification Number (EIN)
█	█		█
<b>c</b> Address (if a foreign address, see instructions)		<b>c</b> Address (if a foreign address, see instructions)	
█			
<b>2</b> Account number assigned by partnership (if any)		<b>6</b> Withholding agent's name. If partnership is also the withholding agent, enter "SAME" and do not complete line 7.	
<b>3</b> Type of partner (specify—see instructions) ▶		<b>7</b> Withholding agent's U.S. EIN	
<b>4</b> Country code of partner (enter two-letter code—see instructions)			
█		█	
<b>8a</b> Check if the partnership identified on line 5a owns an interest in one or more partnerships . . . . . ▶			
<b>b</b> Check if any of the partnership's effectively connected taxable income (ECTI) is exempt from U.S. tax for the partner identified on line 1a ▶			
<b>9</b> Partnership's ECTI allocable to partner for the tax year (see instructions) . . . . .			<b>9</b>
<b>10</b> Total tax credit allowed to partner under section 1446 (see instructions). <b>Individual and corporate partners:</b> Claim this amount as a credit against your U.S. income tax on Form 1040-NR, Form 1120-F, etc. . . . .			<b>10</b>
█			█

**Schedule T—Beneficiary Information** (see instructions)

<b>11a</b> Name of beneficiary	<b>c</b> Address (if a foreign address, see instructions)
<b>b</b> U.S. identifying number of beneficiary	
<b>12</b> Amount of ECTI on line 9 to be included in the beneficiary's gross income (see instructions) . . . . .	<b>12</b>
<b>13</b> Amount of tax credit on line 10 that the beneficiary is entitled to claim on its return (see instructions) . . . . .	<b>13</b>



## Entity Classification Election

▶ Information about Form 8832 and its instructions is at [www.irs.gov/form8832](http://www.irs.gov/form8832).

<b>Type or Print</b>	Name of eligible entity making election [REDACTED]	Employer identification number [REDACTED]
	Number, street, and room or suite no. If a P.O. box, see instructions.	
	City or town, state, and ZIP code. If a foreign address, enter city, province or state, postal code and country. Follow the country's practice for entering the postal code. [REDACTED] [REDACTED]	

▶ Check if: [REDACTED] Address change [REDACTED] Late classification relief sought under Revenue Procedure 2009-41  
 Relief for a late change of entity classification election sought under Revenue Procedure 2010-32

**Part I Election Information**

**1 Type of election** (see instructions):

- a** [REDACTED] Initial classification by a newly-formed entity. Skip lines 2a and 2b and go to line 3.
- b** [REDACTED] Change in current classification. Go to line 2a.

**2a** Has the eligible entity previously filed an entity election that had an effective date within the last 60 months?

- [REDACTED] **Yes.** Go to line 2b.
- [REDACTED] **No.** Skip line 2b and go to line 3.

**2b** Was the eligible entity's prior election an initial classification election by a newly formed entity that was effective on the date of formation?

- [REDACTED] **Yes.** Go to line 3.
- [REDACTED] **No.** Stop here. You generally are not currently eligible to make the election (see instructions).

**3** Does the eligible entity have more than one owner?

- [REDACTED] **Yes.** You can elect to be classified as a partnership or an association taxable as a corporation. Skip line 4 and go to line 5.
- [REDACTED] **No.** You can elect to be classified as an association taxable as a corporation or to be disregarded as a separate entity. Go to line 4.

**4** If the eligible entity has only one owner, provide the following information:

- a** Name of owner ▶ [REDACTED] .....
- b** Identifying number of owner ▶ [REDACTED] .....

**5** If the eligible entity is owned by one or more affiliated corporations that file a consolidated return, provide the name and employer identification number of the parent corporation:

- a** Name of parent corporation ▶ [REDACTED] .....
- b** Employer identification number ▶ [REDACTED] .....



# Return of U.S. Persons With Respect to Certain Foreign Partnerships

Department of the Treasury  
Internal Revenue Service

Attach to your tax return.  
Go to [www.irs.gov/Form8865](http://www.irs.gov/Form8865) for instructions and the latest information.

Attachment  
Sequence No. **865**

Information furnished for the foreign partnership's tax year beginning [redacted], 2022, and ending [redacted], 20 [redacted]

Name of person filing this return	Filer's identification number
-----------------------------------	-------------------------------

Filer's address (if you aren't filing this form with your tax return)	<b>A</b> Category of filer (see <b>Categories of Filers</b> in the instructions and check applicable box(es)): 1 [redacted] 2 [redacted] 3 [redacted] 4 [redacted]
	<b>B</b> Filer's tax year beginning [redacted], 20 [redacted], and ending [redacted], 20 [redacted]

**C** Filer's share of liabilities: Nonrecourse \$ [redacted] Qualified nonrecourse financing \$ [redacted] Other \$ [redacted]

**D** If filer is a member of a consolidated group but not the parent, enter the following information about the parent:

Name	EIN
Address	

**E** Check if any excepted specified foreign financial assets are reported on this form. See instructions . . . . .

**F** Information about certain other partners (see instructions)

(1) Name	(2) Address	(3) Identification number	(4) Check applicable box(es)		
			Category 1	Category 2	Constructive owner

**G1** Name and address of foreign partnership

**Name** [redacted]

**2(a)** EIN (if any) [redacted]

**2(b)** Reference ID number (see instructions) [redacted]

**3** Country under whose laws organized [redacted]

<b>4</b> Date of organization [redacted]	<b>5</b> Principal place of business [redacted]	<b>6</b> Principal business activity code number [redacted]	<b>7</b> Principal business activity [redacted]	<b>8a</b> Functional currency [redacted]	<b>8b</b> Exchange rate (see instructions) [redacted]
--	---	---	---	--	---

**H** Provide the following information for the foreign partnership's tax year:

<b>1</b> Name, address, and identification number of agent (if any) in the United States	<b>2</b> Check if the foreign partnership must file: <input type="checkbox"/> Form 1042 <input type="checkbox"/> Form 8804 <input checked="" type="checkbox"/> Form 1065 Service Center where Form 1065 is filed: [redacted]
<b>3</b> Name and address of foreign partnership's agent in country of organization, if any	<b>4</b> Name and address of person(s) with custody of the books and records of the foreign partnership, and the location of such books and records, if different

**5** During the tax year, did the foreign partnership pay or accrue any interest or royalty for which the deduction is not allowed under section 267A? See instructions . . . . .  Yes  No  
 If "Yes," enter the total amount of the disallowed deductions . . . . . \$ [redacted]

**6** Is the partnership a section 721(c) partnership, as defined in Regulations section 1.721(c)-1(b)(14)? . . . . .  Yes  No

**7** Were any special allocations made by the foreign partnership? . . . . .  Yes  No

**8** Enter the number of Forms 8858, Information Return of U.S. Persons With Respect to Foreign Disregarded Entities (FDEs) and Foreign Branches (FBs), attached to this return. See instructions . . . . . [redacted]

**9** How is this partnership classified under the law of the country in which it's organized? . . . . . [redacted]

**10a** Does the filer have an interest in the foreign partnership, or an interest indirectly through the foreign partnership, that's a separate unit under Regulations section 1.1503(d)-1(b)(4) or part of a combined separate unit under Regulations section 1.1503(d)-1(b)(4)(ii)? If "No," skip question 10b . . . . .  Yes  No

**b** If "Yes," does the separate unit or combined separate unit have a dual consolidated loss, as defined in Regulations section 1.1503(d)-1(b)(5)(ii)? . . . . .  Yes  No

**11** Does this partnership meet **both** of the following requirements? . . . . .  Yes  No

1. The partnership's total receipts for the tax year were less than \$250,000.

2. The value of the partnership's total assets at the end of the tax year was less than \$1 million.

If "Yes," **don't** complete Schedules L, M-1, and M-2.

- 12a** Is the filer of this Form 8865 claiming a foreign-derived intangible income (FDII) deduction (under section 250) with respect to any transaction with the foreign partnership? If "Yes," complete lines 12b, 12c, and 12d. See instructions . . .  Yes  No
- b** Enter the amount of gross receipts derived from all sales of general property to the foreign partnership that the filer included in its computation of foreign-derived deduction eligible income (FDDEI) . . . . .
- c** Enter the amount of gross receipts derived from all sales of intangible property to the foreign partnership that the filer included in its computation of FDDEI . . . . .
- d** Enter the amount of gross receipts derived from all services provided to the foreign partnership that the filer included in its computation of FDDEI . . . . .
- 13** Enter the number of foreign partners subject to section 864(c)(8) as a result of transferring all or a portion of an interest in the partnership or of receiving a distribution from the partnership . . . . .
- 14** At any time during the tax year were any transfers between the partnership and its partners subject to the disclosure requirements of Regulations section 1.707-8? . . . . .  Yes  No

**Sign Here Only if You're Filing This Form Separately and Not With Your Tax Return.** Under penalties of perjury, I declare that I have examined this return, including accompanying schedules and statements, and to the best of my knowledge and belief, it is true, correct, and complete. Declaration of preparer (other than general partner or limited liability company member) is based on all information of which preparer has any knowledge.

Signature of general partner or limited liability company member \_\_\_\_\_ Date \_\_\_\_\_

**Paid Preparer Use Only**

Print/Type preparer's name	Preparer's signature	Date	Check <input type="checkbox"/> if self-employed	PTIN
Firm's name	Firm's EIN			
Firm's address	Phone no.			

**Schedule A Constructive Ownership of Partnership Interest.** Check the boxes that apply to the filer. If you check box **b**, enter the name, address, and U.S. taxpayer identification number (if any) of the person(s) whose interest you constructively own. See instructions.

a <input type="checkbox"/> Owns a direct interest		b <input type="checkbox"/> Owns a constructive interest		
Name	Address	Identification number (if any)	Check if foreign person	Check if direct partner
<input type="text"/>	<input type="text"/>	<input type="text"/>	<input type="checkbox"/>	<input type="checkbox"/>

**Schedule A-1 Certain Partners of Foreign Partnership (see instructions)**

Name	Address	Identification number (if any)	Check if foreign person
<input type="text"/>	<input type="text"/>	<input type="text"/>	<input type="checkbox"/>

**Schedule A-2 Foreign Partners of Section 721(c) Partnership (see instructions)**

Name of foreign partner	Address	Country of organization (if any)	U.S. taxpayer identification number (if any)	Check if related to U.S. transferor	Percentage interest	
					Capital	Profits
<input type="text"/>	<input type="text"/>	<input type="text"/>	<input type="text"/>	<input type="checkbox"/>	<input type="text"/> %	<input type="text"/> %
				<input type="checkbox"/>	<input type="text"/> %	<input type="text"/> %

Does the partnership have any other foreign person as a direct partner? . . . . .  Yes  No

**Schedule A-3 Affiliation Schedule.** List all partnerships (foreign or domestic) in which the foreign partnership owns a direct interest or indirectly owns a 10% interest.

Name	Address	EIN (if any)	Total ordinary income or loss	Check if foreign partnership
<input type="text"/>	<input type="text"/>	<input type="text"/>	<input type="text"/>	<input type="checkbox"/>

**Schedule B Income Statement—Trade or Business Income**

**Caution:** Include **only** trade or business income and expenses on lines 1a through 22 below. See the instructions for more information.

<b>Income</b>	<b>1a</b> Gross receipts or sales . . . . .	<b>1a</b>			
	<b>b</b> Less returns and allowances . . . . .	<b>1b</b>			
	<b>2</b> Cost of goods sold . . . . .				<b>1c</b>
	<b>3</b> Gross profit. Subtract line 2 from line 1c . . . . .				<b>2</b>
	<b>4</b> Ordinary income (loss) from other partnerships, estates, and trusts (attach statement) . . . . .				<b>3</b>
	<b>5</b> Net farm profit (loss) (attach Schedule F (Form 1040)) . . . . .				<b>4</b>
	<b>6</b> Net gain (loss) from Form 4797, Part II, line 17 (attach Form 4797) . . . . .				<b>5</b>
	<b>7</b> Other income (loss) (attach statement) . . . . .				<b>6</b>
<b>8 Total income (loss).</b> Combine lines 3 through 7 . . . . .				<b>7</b>	
<b>Deductions</b> (see instructions for limitations)	<b>9</b> Salaries and wages (other than to partners) (less employment credits) . . . . .				<b>8</b>
	<b>10</b> Guaranteed payments to partners . . . . .				<b>9</b>
	<b>11</b> Repairs and maintenance . . . . .				<b>10</b>
	<b>12</b> Bad debts . . . . .				<b>11</b>
	<b>13</b> Rent . . . . .				<b>12</b>
	<b>14</b> Taxes and licenses . . . . .				<b>13</b>
	<b>15</b> Interest (see instructions) . . . . .				<b>14</b>
	<b>16a</b> Depreciation (if required, attach Form 4562) . . . . .	<b>16a</b>			<b>15</b>
	<b>b</b> Less depreciation reported elsewhere on return . . . . .	<b>16b</b>			<b>16c</b>
	<b>17</b> Depletion ( <b>Don't</b> deduct oil and gas depletion.) . . . . .				<b>17</b>
	<b>18</b> Retirement plans, etc. . . . .				<b>18</b>
	<b>19</b> Employee benefit programs . . . . .				<b>19</b>
	<b>20</b> Other deductions (attach statement) . . . . .				<b>20</b>
<b>21 Total deductions.</b> Add the amounts shown in the far right column for lines 9 through 20 . . . . .				<b>21</b>	
<b>22 Ordinary business income (loss)</b> from trade or business activities. Subtract line 21 from line 8 . . . . .				<b>22</b>	
<b>Tax and Payment</b>	<b>23</b> Reserved for future use . . . . .				<b>23</b>
	<b>24</b> Reserved for future use . . . . .				<b>24</b>
	<b>25</b> Reserved for future use . . . . .				<b>25</b>
	<b>26</b> Reserved for future use . . . . .				<b>26</b>
	<b>27</b> Reserved for future use . . . . .				<b>27</b>
	<b>28</b> Reserved for future use . . . . .				<b>28</b>
	<b>29</b> Reserved for future use . . . . .				<b>29</b>
	<b>30</b> Reserved for future use . . . . .				<b>30</b>

**Schedule K Partners' Distributive Share Items**

					<b>Total amount</b>
<b>Income (Loss)</b>	<b>1</b> Ordinary business income (loss) (Schedule B, line 22) . . . . .				<b>1</b>
	<b>2</b> Net rental real estate income (loss) (attach Form 8825) . . . . .				<b>2</b>
	<b>3a</b> Other gross rental income (loss) . . . . .	<b>3a</b>			
	<b>b</b> Expenses from other rental activities (attach statement) . . . . .	<b>3b</b>			
	<b>c</b> Other net rental income (loss). Subtract line 3b from line 3a . . . . .				<b>3c</b>
	<b>4</b> Guaranteed payments: <b>a</b> Services <b>4a</b> <b>b</b> Capital <b>4b</b> . . . . .				
	<b>c</b> Total. Add line 4a and line 4b . . . . .				<b>4c</b>
	<b>5</b> Interest income . . . . .				<b>5</b>
	<b>6</b> Dividends and dividend equivalents: <b>a</b> Ordinary dividends . . . . .				<b>6a</b>
	<b>b</b> Qualified dividends . . . . .	<b>6b</b>			
	<b>c</b> Dividend equivalents . . . . .	<b>6c</b>			
<b>7</b> Royalties . . . . .				<b>7</b>	
<b>8</b> Net short-term capital gain (loss) (attach Schedule D (Form 1065)) . . . . .				<b>8</b>	
<b>9a</b> Net long-term capital gain (loss) (attach Schedule D (Form 1065)) . . . . .				<b>9a</b>	
<b>b</b> Collectibles (28%) gain (loss) . . . . .	<b>9b</b>				
<b>c</b> Unrecaptured section 1250 gain (attach statement) . . . . .	<b>9c</b>				
<b>10</b> Net section 1231 gain (loss) (attach Form 4797) . . . . .				<b>10</b>	
<b>11</b> Other income (loss) (see instructions) <b>(1)</b> Type <b>(2)</b> Amount . . . . .				<b>11(2)</b>	
<b>Deductions</b>	<b>12</b> Section 179 deduction (attach Form 4562) . . . . .				<b>12</b>
	<b>13a</b> Contributions . . . . .				<b>13a</b>
	<b>b</b> Investment interest expense . . . . .				<b>13b</b>
	<b>c</b> Section 59(e)(2) expenditures: <b>(1)</b> Type <b>(2)</b> Amount . . . . .				<b>13c(2)</b>
<b>d</b> Other deductions (see instructions) <b>(1)</b> Type <b>(2)</b> Amount . . . . .				<b>13d(2)</b>	

<b>Schedule K Partners' Distributive Share Items (continued)</b>		<b>Total amount</b>
<b>Self-Employment</b>	<b>14a</b> Net earnings (loss) from self-employment . . . . .	<b>14a</b>
	<b>b</b> Gross farming or fishing income . . . . .	<b>14b</b>
	<b>c</b> Gross nonfarm income . . . . .	<b>14c</b>
<b>Credits</b>	<b>15a</b> Low-income housing credit (section 42(j)(5)) . . . . .	<b>15a</b>
	<b>b</b> Low-income housing credit (other) . . . . .	<b>15b</b>
	<b>c</b> Qualified rehabilitation expenditures (rental real estate) (attach Form 3468) . . . . .	<b>15c</b>
	<b>d</b> Other rental real estate credits (see instructions) Type _____	<b>15d</b>
	<b>e</b> Other rental credits (see instructions) Type _____	<b>15e</b>
	<b>f</b> Other credits (see instructions) Type _____	<b>15f</b>
<b>International</b>	<b>16</b> Attach Schedule K-2 (Form 8865), Partners' Distributive Share Items—International, and check this box to indicate that you are reporting items of international tax relevance . . . . . <input type="checkbox"/>	
<b>Alternative Minimum Tax (AMT) Items</b>	<b>17a</b> Post-1986 depreciation adjustment . . . . .	<b>17a</b>
	<b>b</b> Adjusted gain or loss . . . . .	<b>17b</b>
	<b>c</b> Depletion (other than oil and gas) . . . . .	<b>17c</b>
	<b>d</b> Oil, gas, and geothermal properties—gross income . . . . .	<b>17d</b>
	<b>e</b> Oil, gas, and geothermal properties—deductions . . . . .	<b>17e</b>
	<b>f</b> Other AMT items (attach statement) . . . . .	<b>17f</b>
<b>Other Information</b>	<b>18a</b> Tax-exempt interest income . . . . .	<b>18a</b>
	<b>b</b> Other tax-exempt income . . . . .	<b>18b</b>
	<b>c</b> Nondeductible expenses . . . . .	<b>18c</b>
	<b>19a</b> Distributions of cash and marketable securities . . . . .	<b>19a</b>
	<b>b</b> Distributions of other property . . . . .	<b>19b</b>
	<b>20a</b> Investment income . . . . .	<b>20a</b>
	<b>b</b> Investment expenses . . . . .	<b>20b</b>
<b>c</b> Other items and amounts (attach statement)		
	<b>21</b> Total foreign taxes paid or accrued . . . . .	<b>21</b>

**Schedule L Balance Sheets per Books.** (Not required if Item H11, page 1, is answered "Yes.")

	Beginning of tax year		End of tax year	
	(a)	(b)	(c)	(d)
<b>Assets</b>				
<b>1</b> Cash . . . . .				
<b>2a</b> Trade notes and accounts receivable . . . . .				
<b>b</b> Less allowance for bad debts . . . . .				
<b>3</b> Inventories . . . . .				
<b>4</b> U.S. Government obligations . . . . .				
<b>5</b> Tax-exempt securities . . . . .				
<b>6</b> Other current assets (attach statement) . . . . .				
<b>7a</b> Loans to partners (or persons related to partners)				
<b>b</b> Mortgage and real estate loans . . . . .				
<b>8</b> Other investments (attach statement) . . . . .				
<b>9a</b> Buildings and other depreciable assets . . . . .				
<b>b</b> Less accumulated depreciation . . . . .				
<b>10a</b> Depletable assets . . . . .				
<b>b</b> Less accumulated depletion . . . . .				
<b>11</b> Land (net of any amortization) . . . . .				
<b>12a</b> Intangible assets (amortizable only) . . . . .				
<b>b</b> Less accumulated amortization . . . . .				

**Schedule L Balance Sheets per Books.** (Not required if Item H11, page 1, is answered "Yes.") (continued)

	Beginning of tax year		End of tax year	
	(a)	(b)	(c)	(d)
13 Other assets (attach statement)				
14 <b>Total assets</b>				
<b>Liabilities and Capital</b>				
15 Accounts payable				
16 Mortgages, notes, bonds payable in less than 1 year				
17 Other current liabilities (attach statement)				
18 All nonrecourse loans				
19a Loans from partners (or persons related to partners)				
b Mortgages, notes, bonds payable in 1 year or more				
20 Other liabilities (attach statement)				
21 Partners' capital accounts				
22 <b>Total liabilities and capital</b>				

**Schedule M Balance Sheets for Interest Allocation**

	(a) Beginning of tax year	(b) End of tax year
1 Total U.S. assets		
2 Total foreign assets:		
a Passive category		
b General category		
c Other (attach statement)		

**Schedule M-1 Reconciliation of Income (Loss) per Books With Income (Loss) per Return.** (Not required if Item H11, page 1, is answered "Yes.")

1 Net income (loss) per books		6 Income recorded on books this tax year not included on Schedule K, lines 1 through 11 (itemize):	
2 Income included on Schedule K, lines 1, 2, 3c, 5, 6a, 7, 8, 9a, 10, and 11, not recorded on books this tax year (itemize): \$ _____		a Tax-exempt interest \$ _____	
3 Guaranteed payments (other than health insurance)		7 Deductions included on Schedule K, lines 1 through 13d, and 21, not charged against book income this tax year (itemize):	
4 Expenses recorded on books this tax year not included on Schedule K, lines 1 through 13d, and 21 (itemize):		a Depreciation \$ _____	
a Depreciation \$ _____		8 Add lines 6 and 7	
b Travel and entertainment \$ _____		9 Income (loss). Subtract line 8 from line 5	
5 Add lines 1 through 4			

**Schedule M-2 Analysis of Partners' Capital Accounts.** (Not required if Item H11, page 1, is answered "Yes.")

1 Balance at beginning of tax year		6 Distributions: a Cash	
2 Capital contributed:		b Property	
a Cash		7 Other decreases (itemize): \$ _____	
b Property			
3 Net income (loss) per books		8 Add lines 6 and 7	
4 Other increases (itemize): \$ _____		9 Balance at end of tax year. Subtract line 8 from line 5	
5 Add lines 1 through 4			

**Schedule N Transactions Between Controlled Foreign Partnership and Partners or Other Related Entities**

**Important:** Complete a separate Form 8865 and Schedule N for each controlled foreign partnership. Enter the totals for each type of transaction that occurred between the foreign partnership and the persons listed in columns (a) through (d).

Transactions of foreign partnership	(a) U.S. person filing this return	(b) Any domestic corporation or partnership controlling or controlled by the U.S. person filing this return	(c) Any other foreign corporation or partnership controlling or controlled by the U.S. person filing this return	(d) Any U.S. person with a 10% or more direct interest in the controlled foreign partnership (other than the U.S. person filing this return)
1 Sales of inventory . . . . .	█	█	█	█
2 Sales of property rights (patents, trademarks, etc.) . . . . .	█	█	█	█
3 Compensation received for technical, managerial, engineering, construction, or like services . . . . .	█	█	█	█
4 Commissions received . . . . .	█	█	█	█
5 Rents, royalties, and license fees received . . . . .	█	█	█	█
6 Distributions received . . . . .	█	█	█	█
7 Interest received . . . . .	█	█	█	█
8 Other . . . . .	█	█	█	█
9 Add lines 1 through 8 . . . . .	█	█	█	█
10 Purchases of inventory . . . . .	█	█	█	█
11 Purchases of tangible property other than inventory . . . . .	█	█	█	█
12 Purchases of property rights (patents, trademarks, etc.) . . . . .	█	█	█	█
13 Compensation paid for technical, managerial, engineering, construction, or like services . . . . .	█	█	█	█
14 Commissions paid . . . . .	█	█	█	█
15 Rents, royalties, and license fees paid . . . . .	█	█	█	█
16 Distributions paid . . . . .	█	█	█	█
17 Interest paid . . . . .	█	█	█	█
18 Other . . . . .	█	█	█	█
19 Add lines 10 through 18 . . . . .	█	█	█	█
20 Amounts borrowed (enter the maximum loan balance during the tax year). See instructions . . . . .	█	█	█	█
21 Amounts loaned (enter the maximum loan balance during the tax year). See instructions . . . . .	█	█	█	█



Form **8975**

**Country-by-Country Report**

(Rev. December 2020)

Department of the Treasury  
Internal Revenue Service

For reporting period beginning \_\_\_\_\_, 20\_\_\_\_, and ending \_\_\_\_\_, 20\_\_\_\_

OMB No. 1545-2272

▶ Go to [www.irs.gov/Form8975](http://www.irs.gov/Form8975) for instructions and the latest information.

If this is an amended report, check here

Enter the number of Schedules A (Form 8975) attached to this Form 8975 ▶

**Part I Identification of Filer**

1a Name of the reporting entity

1b Reporting role code

1c EIN

2 Number, street, and room or suite no. (if P.O. box, see instructions)

3a City or town

3b State or province

3c Country, and ZIP or foreign postal code

4 Name of the U.S. Multinational Enterprise (MNE) group (if different from reporting entity)

**Part II Additional Information**

Enter any additional information related to the U.S. MNE group

For Paperwork Reduction Act Notice, see separate instructions.

Cat. No. 37798N

Form **8975** (Rev. 12-2020)



# Tax on Base Erosion Payments of Taxpayers With Substantial Gross Receipts

For tax year beginning \_\_\_\_\_, 20\_\_\_\_, and ending \_\_\_\_\_, 20\_\_\_\_

► Go to [www.irs.gov/Form8991](http://www.irs.gov/Form8991) for instructions and the latest information.  
► See instructions.

Name

Employer identification number

## Part I Applicable Taxpayer Determination

Check box if this form is being filed by a taxpayer with which another taxpayer has been aggregated under Regs. section 1.59A-2(c) ►  
If the above box is checked, attach a statement listing the names and EINs of all separate taxpayers taken into account in the determination of "1 person" under Regs. section 1.59A-2(c).

	(a) First Preceding Tax Year	(b) Second Preceding Tax Year	(c) Third Preceding Tax Year
<b>1a</b> Gross receipts of the taxpayer. See instructions . . . . .			
<b>b</b> Gross receipts from partnerships . . . . .			
<b>c</b> Gross receipts of all other persons treated as 1 person pursuant to Regs. section 1.59A-2(c) . . . . .			
<b>d</b> Gross receipts. Combine lines 1a through 1c . . . . .			
<b>e</b> Gross receipts of first, second, and third preceding tax years. Combine columns (a), (b), and (c) of line 1d . . . . .			<b>1e</b>
<b>f</b> 3-year average annual gross receipts. See instructions . . . . .			<b>1f</b>
<b>g</b> Is line 1f \$500 million or more? <input type="checkbox"/> Yes. Continue to line 2. <input type="checkbox"/> No. STOP here and attach this form to your tax return.			
<b>2a</b> Base erosion tax benefit (from Schedule A, line 15, column (a-2)) . . . . .			<b>2a</b>
<b>b</b> Amount of deductions allowed under Chapter 1 of the Internal Revenue Code . . . . .			<b>2b</b>
<b>c</b> Base erosion tax benefits resulting from reductions in insurance premiums reported on Schedule A, line 8, column (a-2) . . . . .	<b>2c</b>		
<b>d</b> Base erosion tax benefits resulting from reductions in gross receipts reported on Schedule A, line 10, column (a-2) . . . . .	<b>2d</b>		
<b>e</b> Add lines 2c and 2d . . . . .			<b>2e</b>
<b>f</b> Total deductions for amounts paid or accrued for services to which the exception under Regs. section 1.59A-3(b)(3)(i) applies (from Schedule A, line 5b) . . . . .	<b>2f</b>		
<b>g</b> Qualified derivative payments excepted by Regs. section 1.59A-6(b) . . . . .	<b>2g</b>		
<b>h</b> Total deductions allowed under sections 172, 245A, and 250 for the tax year . . . . .	<b>2h</b>		
<b>i</b> Does the taxpayer elect to waive deductions in accordance with Regulations section 1.59A-3(c)(6)(i)? . . . . . <input type="checkbox"/> Yes. Complete Schedule B. Enter the amount from line 15 of Schedule B. <input type="checkbox"/> No. Enter -0-.	<b>2i</b>		
<b>j</b> Deductions for exchange losses from section 988 transactions described in Regulations section 1.59A-2(e)(3)(ii)(D) . . . . .	<b>2j</b>		
<b>k</b> Deductions for TLAC securities and foreign TLAC securities described in Regulations section 1.59A-2(e)(3)(ii)(E) . . . . .	<b>2k</b>		
<b>l</b> Reinsurance losses incurred and claims payments described in Regulations section 1.59A-2(e)(3)(ii)(F) . . . . .	<b>2l</b>		
<b>m</b> Combine lines 2f through 2l . . . . .			<b>2m</b>
<b>n Total Deductions.</b> Subtract line 2m from the sum of line 2b and line 2e . . . . .			<b>2n</b>
<b>o Base Erosion Percentage.</b> Divide line 2a by line 2n . . . . .			<b>2o</b> %
<b>p</b> Is the taxpayer's base erosion percentage on line 2o 3% or higher (2% or higher for a bank or securities dealer)? <input type="checkbox"/> Yes. Continue to Part II. <input type="checkbox"/> No. STOP after completing Part I and Schedule A (and, if necessary, Schedule B) and attach this form to your tax return.			

**Part II Modified Taxable Income (MTI)**

<b>3a</b> Taxable income after net operating loss. See instructions . . . . .	<b>3a</b>		
<b>b</b> Base erosion tax benefits for the tax year from Schedule A, line 15, column (b-2) . . . . .	<b>3b</b>		
<b>c</b> Base erosion percentage of the net operating loss deduction allowed under section 172 for the tax year. See instructions . . . . .	<b>3c</b>		
<b>d Modified Taxable Income.</b> See instructions . . . . .	<b>3d</b>		

**Part III Regular Tax Liability Adjusted for Purposes of Computing Base Erosion Minimum Tax Amount**

<b>4a</b> Regular tax liability . . . . .	<b>4a</b>		
<b>b</b> Allowed credits, as adjusted (from Schedule C, line 7) . . . . .	<b>4b</b>		
<b>c Regular tax liability adjusted</b> for purposes of computing Base Erosion Minimum Tax Amount. Subtract line 4b from line 4a . . . . .	<b>4c</b>		

**Part IV Computation of Base Erosion Minimum Tax Amount**

<b>5a</b> Modified Taxable Income (from line 3d) . . . . .	<b>5a</b>		
<b>b</b> BEAT Tax rate applicable for current tax year . . . . .	<b>5b</b>		%
<b>c</b> Base Erosion Minimum Tax. Multiply line 5a by line 5b . . . . .	<b>5c</b>		
<b>d</b> Regular tax liability adjusted for purposes of computing Base Erosion Minimum Tax Amount (from line 4c) . . . . .	<b>5d</b>		
<b>e Base Erosion Minimum Tax Amount.</b> Subtract line 5d from line 5c. If zero or less, enter -0- . . . . .	<b>5e</b>		

**Schedule A Base Erosion Payments and Base Erosion Tax Benefits** (see instructions)

Does the taxpayer elect to use financial statements per Regs. section 1.59A-3(b)(4)(i)(D) for purposes of calculating interest expense allocable to a foreign corporation's effectively connected income?  Yes  No

	(a-1) Aggregate Group's Base Erosion Payments	(a-2) Aggregate Group's Base Erosion Tax Benefits	(b-1) Taxpayer's Base Erosion Payments	(b-2) Taxpayer's Base Erosion Tax Benefits	(c) Any 25% Owner of the Taxpayer	(d) Person Related Under Sections 267(b) or 707(b)(1) to the Taxpayer or Any 25% Owner of the Taxpayer	(e) Any Person Related Within the Meaning of Section 482 to the Taxpayer
<b>Type of Base Erosion Payments</b>							
<b>1</b>	Reserved for future use . . . . .						
<b>2</b>	Reserved for future use . . . . .						
<b>3</b>	Purchase or creations of property rights for intangibles (patents, trademarks, etc.) . . . . .						
<b>4</b>	Rents, royalties, and license fees . . . . .						
<b>5a</b>	Compensation/consideration paid for services <b>NOT</b> excepted by Regs. section 1.59A-3(b)(3)(i) . . . . .						
<b>b</b>	Compensation/consideration paid for services excepted by Regs. section 1.59A-3(b)(3)(i) . . . . . \$						
<b>6</b>	Interest expense . . . . .						
<b>7</b>	Payments for the purchase of tangible personal property . . . . .						
<b>8</b>	Premiums and/or other considerations paid or accrued for insurance and reinsurance as covered by Regs. section 1.59A-3(b)(1)(iii) . . . . .						

**Schedule A Base Erosion Payments and Base Erosion Tax Benefits** (see instructions) (continued from page 3)

	(a-1) Aggregate Group's Base Erosion Payments	(a-2) Aggregate Group's Base Erosion Tax Benefits	(b-1) Taxpayer's Base Erosion Payments	(b-2) Taxpayer's Base Erosion Tax Benefits	(Check all applicable boxes in columns (c), (d), and (e) below)		
					(c) Any 25% Owner of the Taxpayer	(d) Person Related Under Sections 267(b) or 707(b)(1) to the Taxpayer or Any 25% Owner of the Taxpayer	(e) Any Person Related Within the Meaning of Section 482 to the Taxpayer
<b>9a</b> Nonqualified derivative payments . . . . .							
<b>b</b> Qualified derivative payments excepted by Regs. section 1.59A-6(b) . . . . . \$ <b>100</b>							
<b>10</b> Payments reducing gross receipts made to surrogate foreign corporation . . . . .							
<b>11</b> Other payments—specify . . . . .							
<b>12</b> Combine lines 3 through 11 . . . . .							
<b>13</b> Base erosion tax benefits related to payments reported on lines 3 through 11, on which tax is imposed by section 871 or 881, with respect to which tax has been withheld under section 1441 or 1442 at 30% statutory withholding tax rate . . . . .							
<b>14</b> Portion of base erosion tax benefits reported on lines 3 through 11, on which tax is imposed by section 871 or 881, with respect to which tax has been withheld under section 1441 or 1442 at reduced withholding rate pursuant to income tax treaty. Multiply ratio of percentage withheld divided by 30% times tax benefit. See instructions . . . . .							
<b>15</b> Total base erosion tax benefits. Subtract the sum of line 13 and line 14 from line 12. Enter the amount from column (a-2) in Part I, line 2a. Enter the amount from column (b-2) in Part II, line 3b . . . . .							

**Schedule B Waiver of Deductions** (see instructions)

	(a) Description of item or property to which the deduction relates	(b) Date on which, or the period in which, the waived deduction was paid or accrued	(c) Provision of Code and regulations, as applicable, that allows the deduction for which this election relates	(d) Line number on the controlled group member tax return where the deduction is reported	(e) Name of foreign related party that is or will be the recipient of the payment that generates the deduction	(f) Taxpayer Identification Number of foreign related party	(g) Country of organization of the foreign related party	(h) Amount of deduction claimed for the tax year with respect to the item or property	(i) Amount of deduction being waived for the tax year with respect to the item or property
1									
2									
3									
4									
5									
6									
7									
8									
9									
10									
11									
12									
13									
14	Totals from attachment, if necessary								
15	Total deductions waived per Regulations section 1.59A-3(c)(6)(i). Add the amounts in column (i). Enter the result here and on Part I, line 2i								

**Schedule C Credits Reducing Regular Tax Liability in Computing Base Erosion Minimum Tax Amount (BEMTA)**

<b>Part I Credits Allowed Against Regular Tax</b> (see instructions)			
<b>1</b>	Total credits allowed in current year. See instructions . . . . .	<b>1</b>	
<b>2</b>	Credits for increasing research activities from line 1c of all Parts III of Form 3800 . . . . .	<b>2</b>	
<b>3</b>	Total allowed credit for increasing research activities for current year. Enter the amount of research credit reported in Form 3800, Part II, line 38. See instructions . . . . .	<b>3</b>	
<b>4</b>	Enter smaller of Schedule C, Part II, line 11, or Part III, line 16 . . . . .	<b>4</b>	
<b>5</b>	Limitation of applicable section 38 credits. Multiply line 4 by 80% (0.80) . . . . .	<b>5</b>	
<b>6</b>	Adjustments to allowed credits. Add lines 3 and 5 . . . . .	<b>6</b>	
<b>7</b>	<b>Credits allowed against regular tax in computing BEMTA.</b> Subtract line 6 from line 1. Enter here and on Form 8991, line 4b . . . . .	<b>7</b>	

<b>Part II Applicable Section 38 Credits</b>			
(Only complete Parts II and III if you have allowed applicable section 38 credits.)			
<b>8</b>	Low-income housing credit from lines 1d and 4d of all Parts III of Form 3800 . . . . .	<b>8</b>	
<b>9</b>	Renewable electricity production credit but only to extent of the renewable electricity under section 45(a) from lines 1f and 4e of all Parts III of Form 3800 . . . . .	<b>9</b>	
<b>10</b>	Investment credit but only to extent of energy credit property under section 48 from line 4a of all Parts III of Form 3800 . . . . .	<b>10</b>	
<b>11</b>	Total allowed applicable section 38 credits for current year. Enter the amount of applicable credits reported in Form 3800, Part II, line 38. See instructions . . . . .	<b>11</b>	

<b>Part III BEMTA Determined Without Adjustment for Applicable Section 38 Credits</b>			
<b>12</b>	Base erosion minimum tax (Form 8991, line 5c) . . . . .	<b>12</b>	
<b>13</b>	Regular tax liability (Form 8991, line 4a) . . . . .	<b>13</b>	
<b>14</b>	Subtract Schedule C, Part I, line 3, from line 1 . . . . .	<b>14</b>	
<b>15</b>	Regular tax adjusted for credits that offset BEMTA. Subtract line 14 from line 13 . . . . .	<b>15</b>	
<b>16</b>	Base erosion minimum tax determined without adjustment for applicable section 38 credits. Subtract line 15 from line 12; if zero or less, enter -0-. . . . .	<b>16</b>	